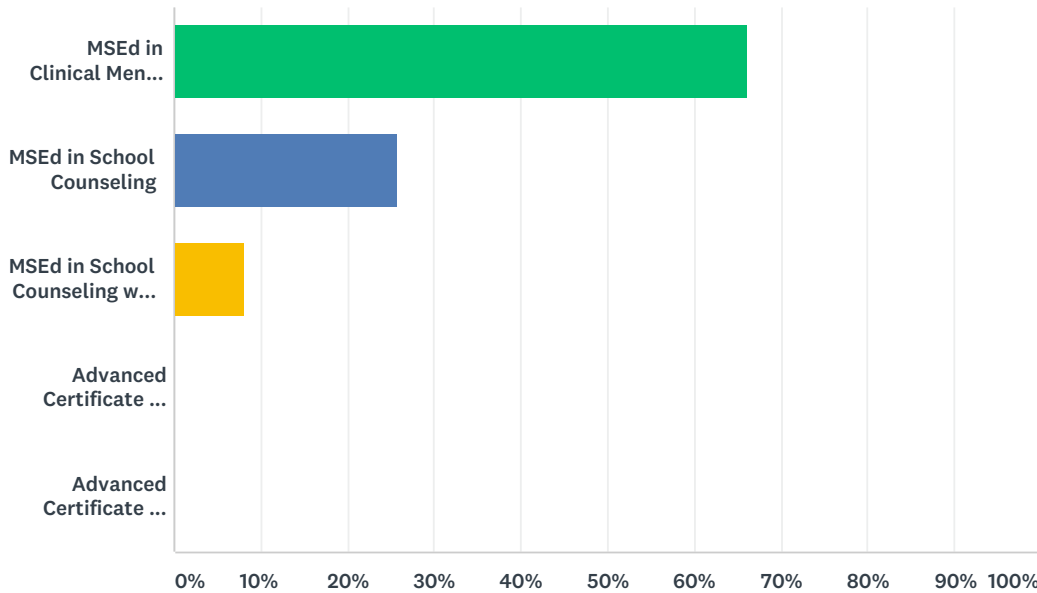


Q1 What Counseling program are you enrolled in?

Answered: 62 Skipped: 1



ANSWER CHOICES	RESPONSES
MEd in Clinical Mental Health Counseling	66.13% 41
MEd in School Counseling	25.81% 16
MEd in School Counseling with Bilingual Extension	8.06% 5
Advanced Certificate in Clinical Mental Health Counseling	0.00% 0
Advanced Certificate in School Counseling	0.00% 0
TOTAL	62

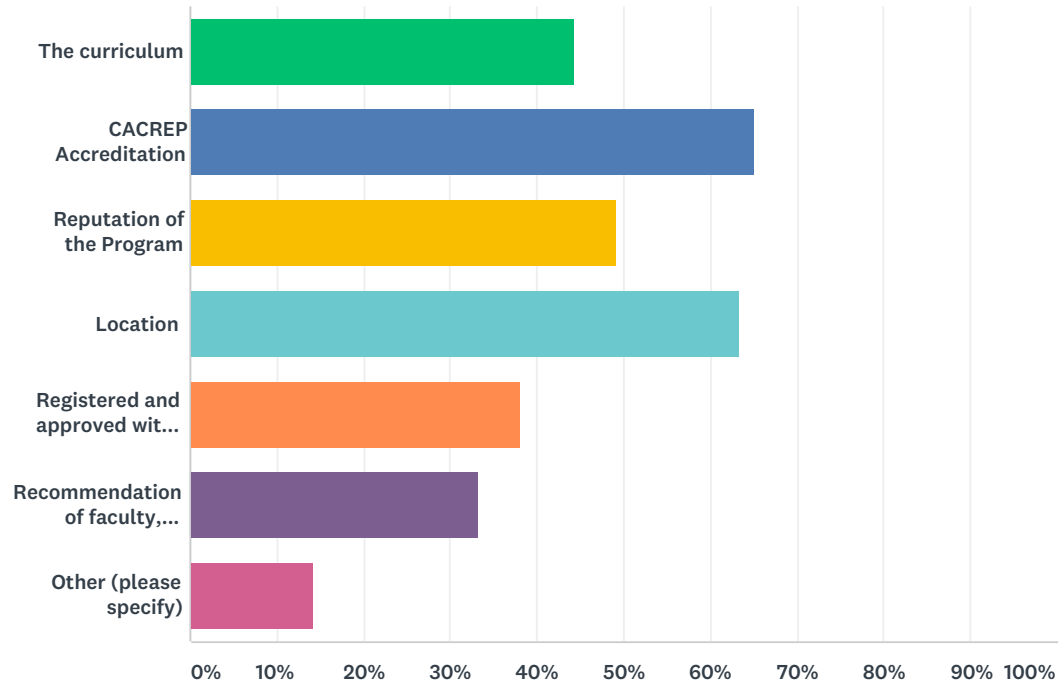
Q2 What was the date you started your graduate counseling program at St. John's? (Note: Day does not need to be exact. Seeking data on Month and Year.)

Answered: 62 Skipped: 1

ANSWER CHOICES	RESPONSES
Date / Time	100.00% 62

Q3 What was your primary reason for choosing to attend the Counseling Program at St. John's University? Please check all that apply.

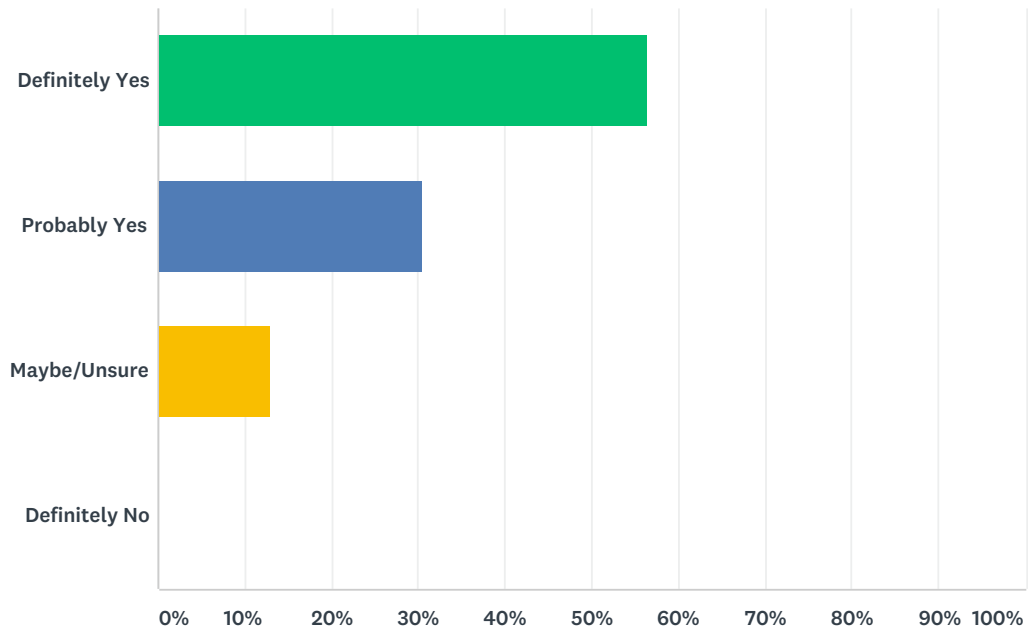
Answered: 63 Skipped: 0



ANSWER CHOICES	RESPONSES	
The curriculum	44.44%	28
CACREP Accreditation	65.08%	41
Reputation of the Program	49.21%	31
Location	63.49%	40
Registered and approved with New York State	38.10%	24
Recommendation of faculty, colleague, friend	33.33%	21
Other (please specify)	14.29%	9
Total Respondents: 63		

Q4 If you could choose a counseling program over again, would you choose to attend St. John's University?

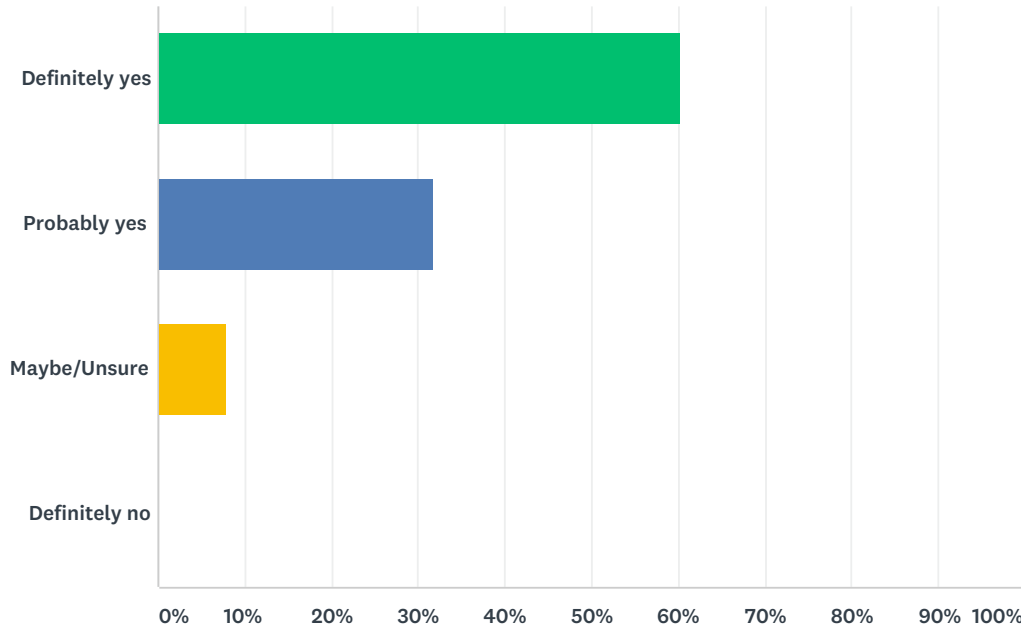
Answered: 62 Skipped: 1



ANSWER CHOICES	RESPONSES	
Definitely Yes	56.45%	35
Probably Yes	30.65%	19
Maybe/Unsure	12.90%	8
Definitely No	0.00%	0
TOTAL		62

Q5 Would you recommend the Counseling Program at St. John's University to others looking for a master's degree program in counseling?

Answered: 63 Skipped: 0



ANSWER CHOICES	RESPONSES	
Definitely yes	60.32%	38
Probably yes	31.75%	20
Maybe/Unsure	7.94%	5
Definitely no	0.00%	0
TOTAL		63

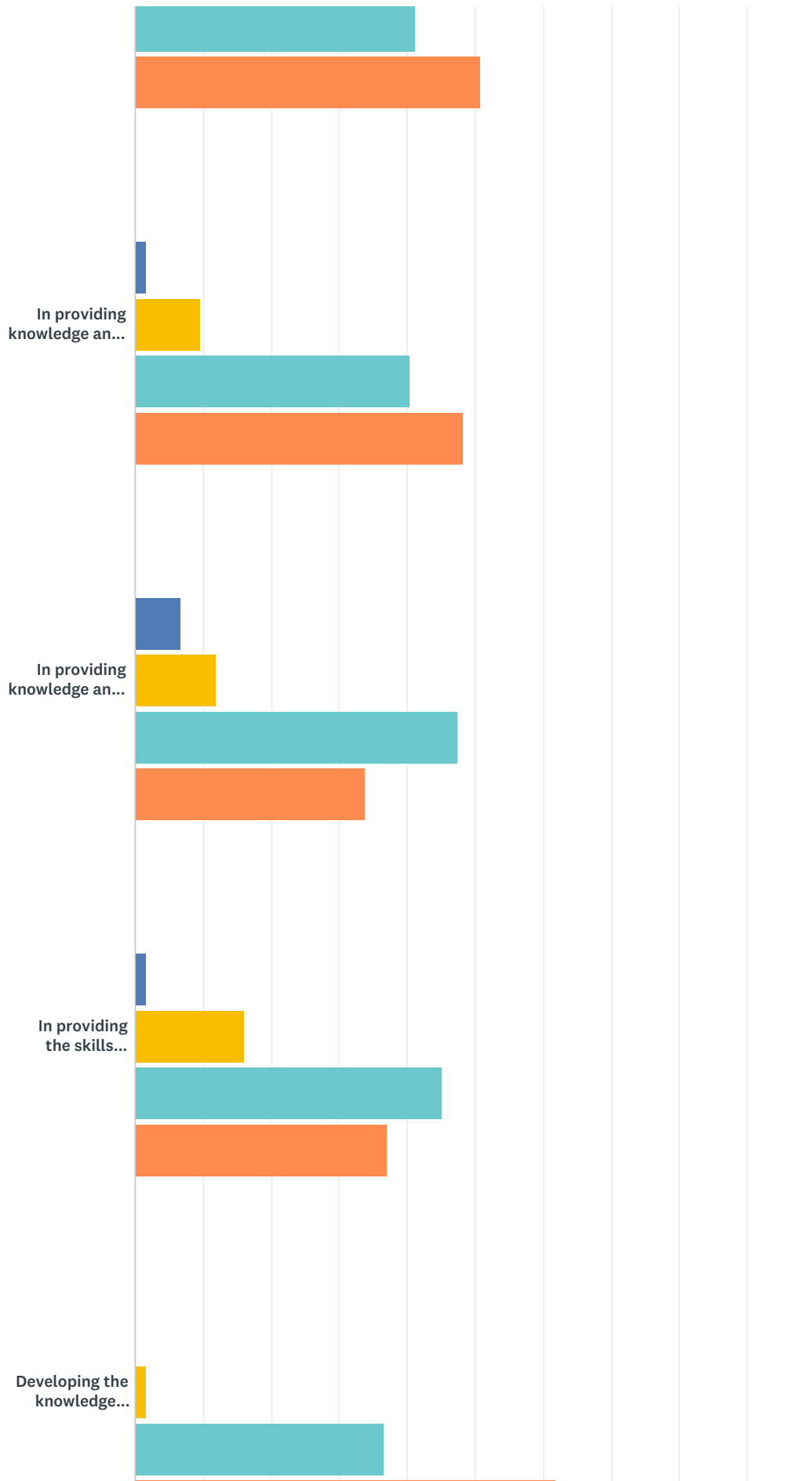
Q6 To what professional organizations (e.g., ACA, ASCA, AMHCA, NYMHCA, NYSSCA) do you belong?

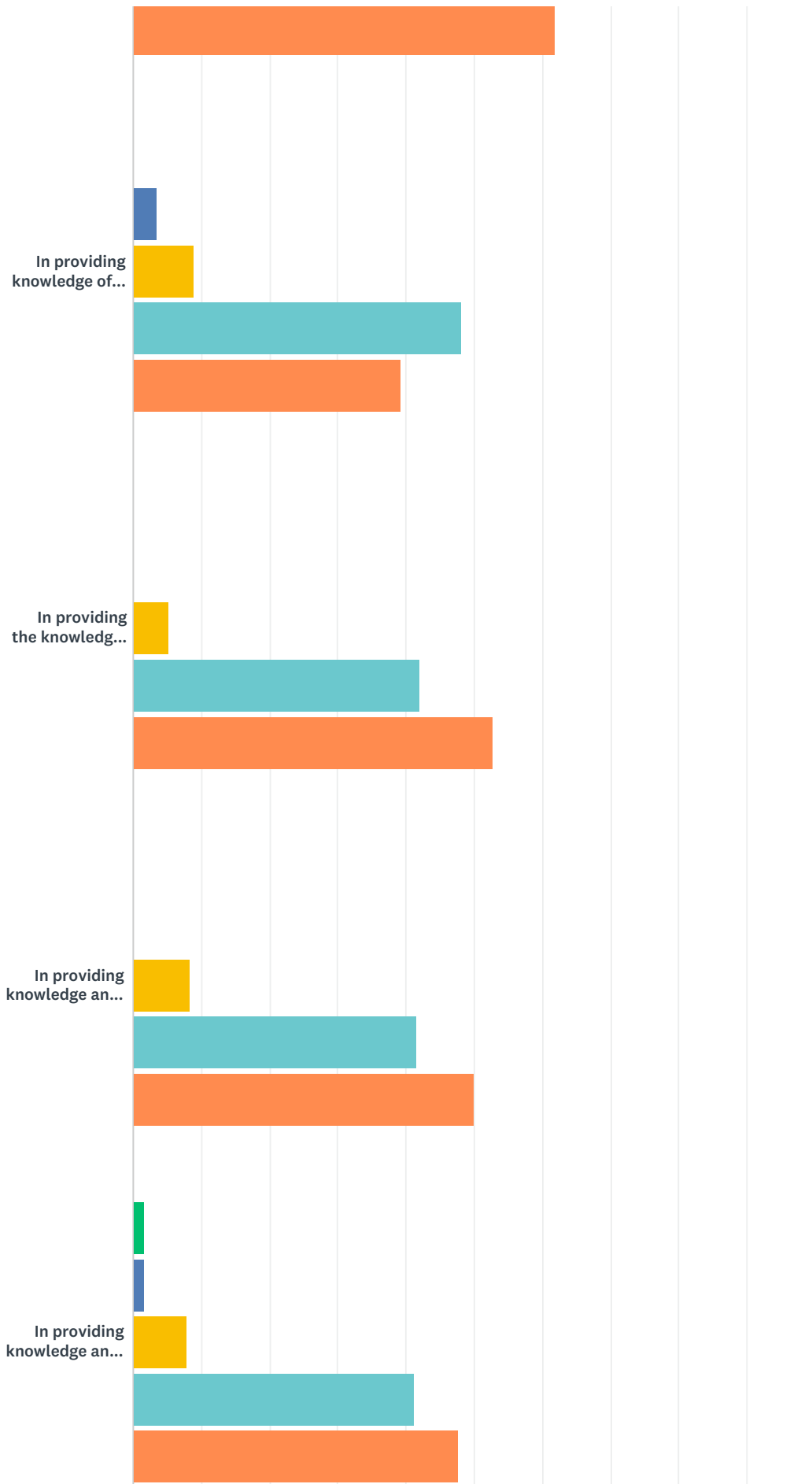
Answered: 62 Skipped: 1

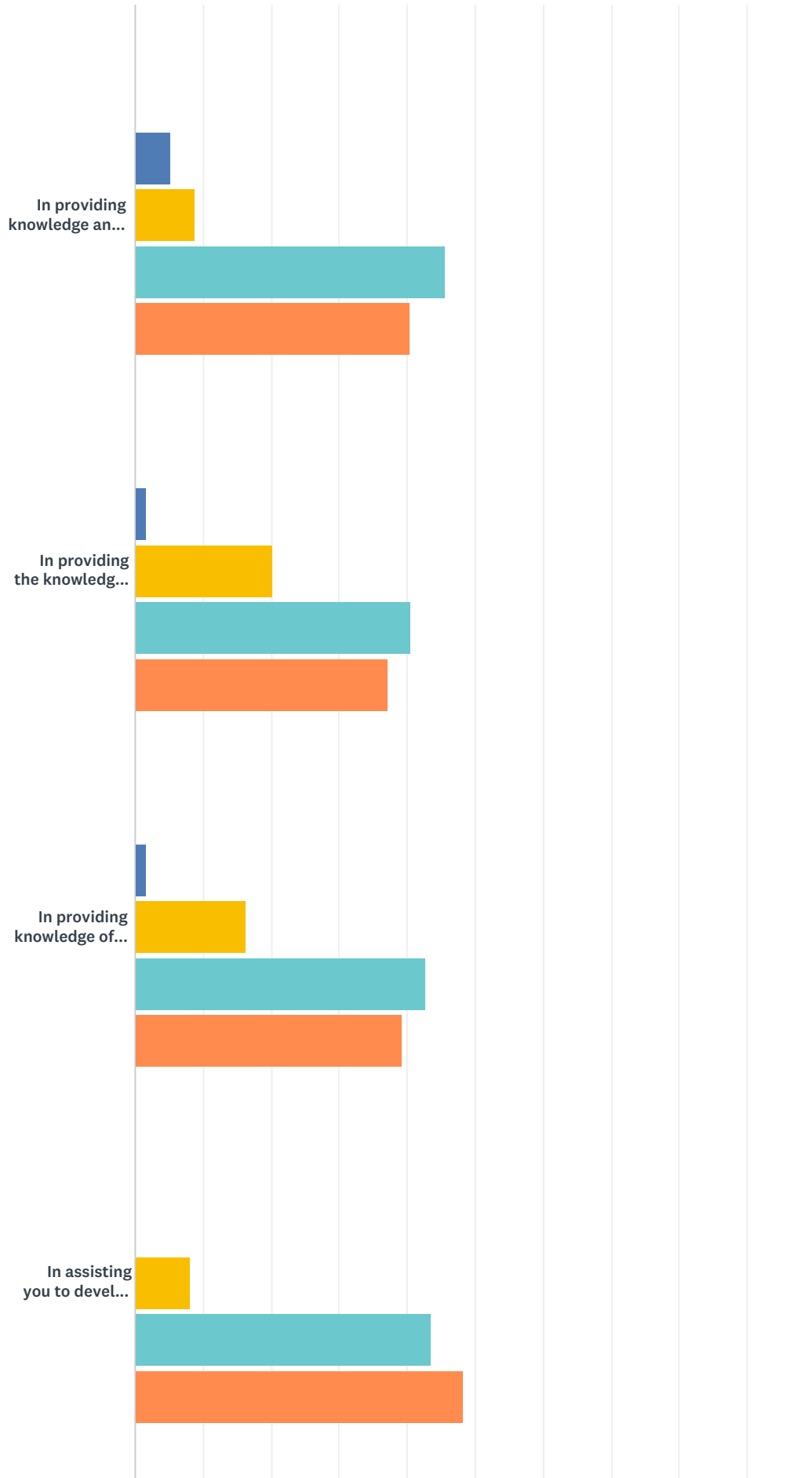
Q7 The next section asks you to assess how effective the program is in meeting its objectives. Please select a number that represents your assessment ranging from ineffective (1) to effective (5). If you have not yet completed courses or content that cover an item, you may skip that item.

Answered: 63 Skipped: 0











■ Ineffective (1)
 ■ Somewhat Ineffective (2)
 ■ Adequate (3)
■ Effective (4)
 ■ Very Effective (5)

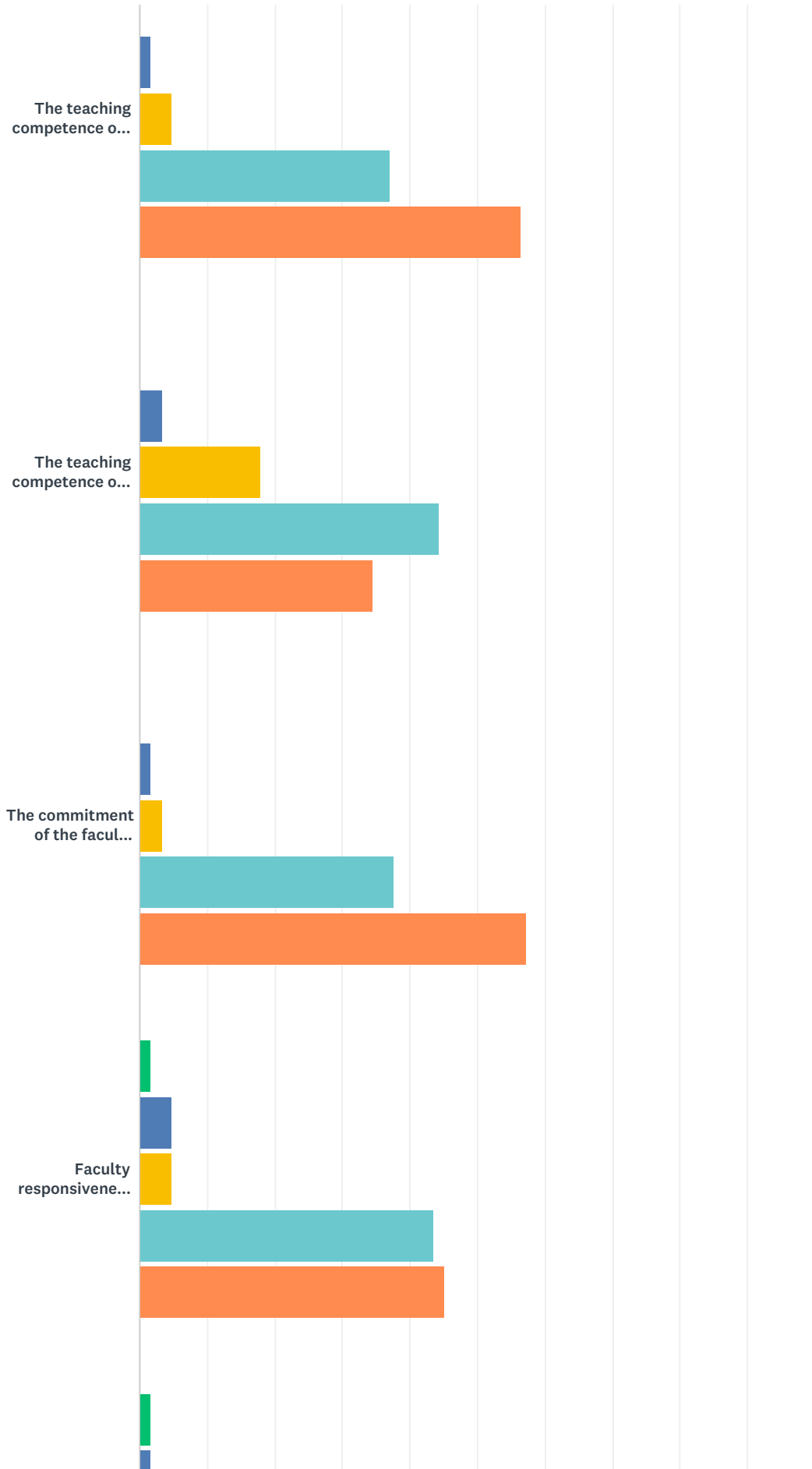
	INEFFECTIVE (1)	SOMEWHAT INEFFECTIVE (2)	ADEQUATE (3)	EFFECTIVE (4)	VERY EFFECTIVE (5)	TOTAL
In providing knowledge to help you develop the requisite professional skills for working in a multidisciplinary counseling setting.	0.00% 0	0.00% 0	7.94% 5	41.27% 26	50.79% 32	63
In providing knowledge and skills in assessment.	0.00% 0	1.61% 1	9.68% 6	40.32% 25	48.39% 30	62

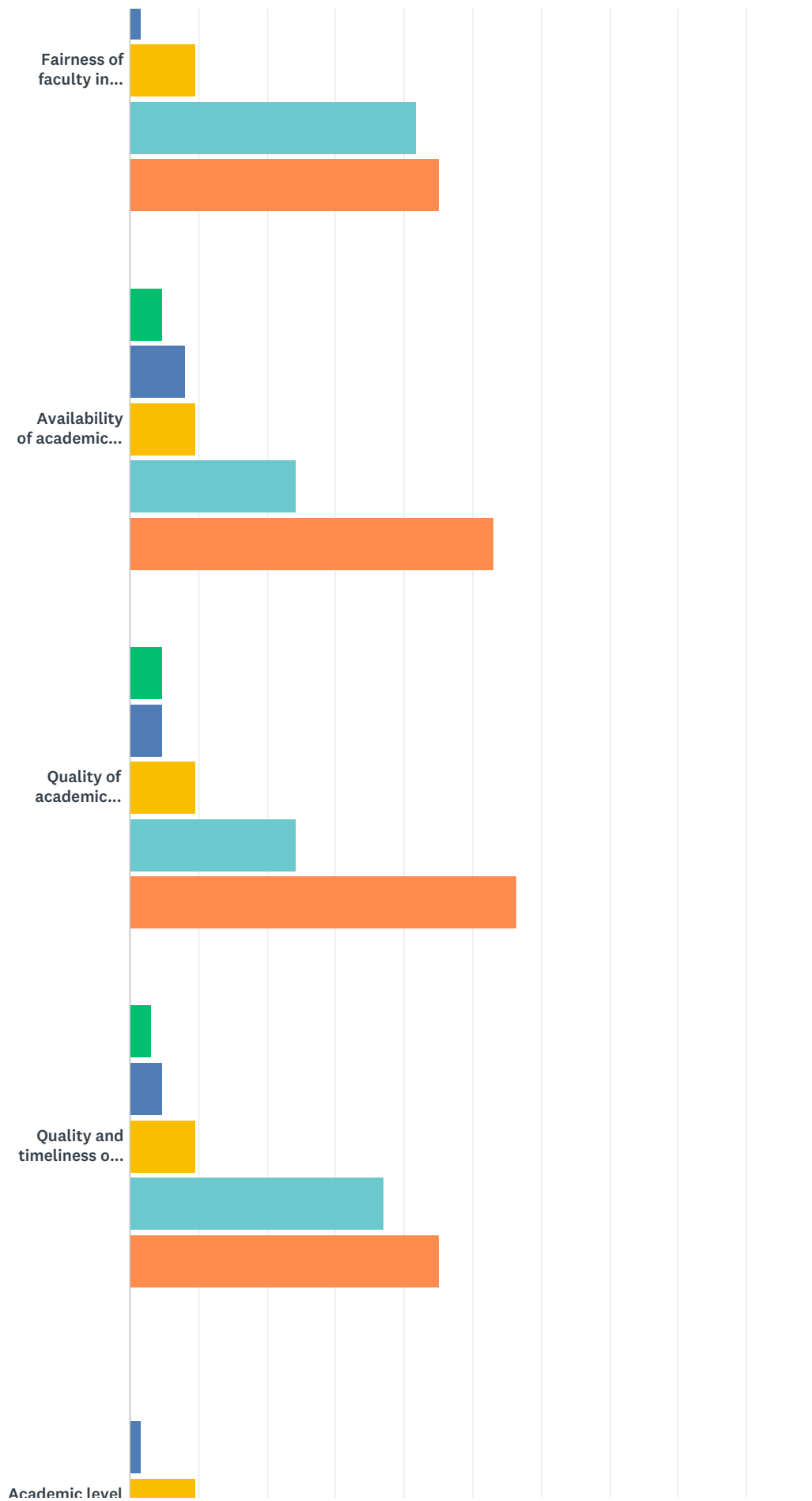
In providing knowledge and skills in applying a diverse range of research based intervention strategies.	0.00% 0	6.78% 4	11.86% 7	47.46% 28	33.90% 20	59
In providing the skills necessary for developing culturally appropriate intervention plans based upon a knowledge of client variables including ethnicity, religion, socioeconomic levels, gender, sexual orientation, and disability status.	0.00% 0	1.61% 1	16.13% 10	45.16% 28	37.10% 23	62
Developing the knowledge necessary to demonstrate professional behavior consistent with the ethical guidelines of the counseling profession.	0.00% 0	0.00% 0	1.59% 1	36.51% 23	61.90% 39	63
In providing knowledge of human development and its applications for counseling.	0.00% 0	3.57% 2	8.93% 5	48.21% 27	39.29% 22	56
In providing the knowledge and skills to conduct career counseling and assist clients/students in career exploration.	0.00% 0	0.00% 0	5.26% 3	42.11% 24	52.63% 30	57
In providing knowledge and skills in counseling and consultation processes.	0.00% 0	0.00% 0	8.33% 5	41.67% 25	50.00% 30	60
In providing knowledge and skills in group work.	1.59% 1	1.59% 1	7.94% 5	41.27% 26	47.62% 30	63
In providing knowledge and skills in research & program evaluation.	0.00% 0	5.26% 3	8.77% 5	45.61% 26	40.35% 23	57
In providing the knowledge and skills to use evaluation data to improve my counseling.	0.00% 0	1.69% 1	20.34% 12	40.68% 24	37.29% 22	59
In providing knowledge of the history of the counseling profession and the skills for navigating current political, institutional, and societal contexts.	0.00% 0	1.64% 1	16.39% 10	42.62% 26	39.34% 24	61
In assisting you to develop an appreciation for the importance of social advocacy in the professional role of counselors.	0.00% 0	0.00% 0	8.06% 5	43.55% 27	48.39% 30	62
In expecting you to communicate to clients/students a belief that they are capable of development and can productively work toward agreed upon goals for their betterment.	0.00% 0	0.00% 0	3.33% 2	43.33% 26	53.33% 32	60
In assisting you to engage in personal and professional behaviors that promote self growth and student learning, including intellectual curiosity, enthusiasm, reflection, and responsible behavior.	0.00% 0	0.00% 0	1.61% 1	37.10% 23	61.29% 38	62
In assisting you to develop or refine interpersonal behaviors that promote and foster collaborations with peers, supervisors, staff, and community members.	0.00% 0	0.00% 0	3.28% 2	40.98% 25	55.74% 34	61

Q8 How satisfied are you with the following aspects of your program of study?

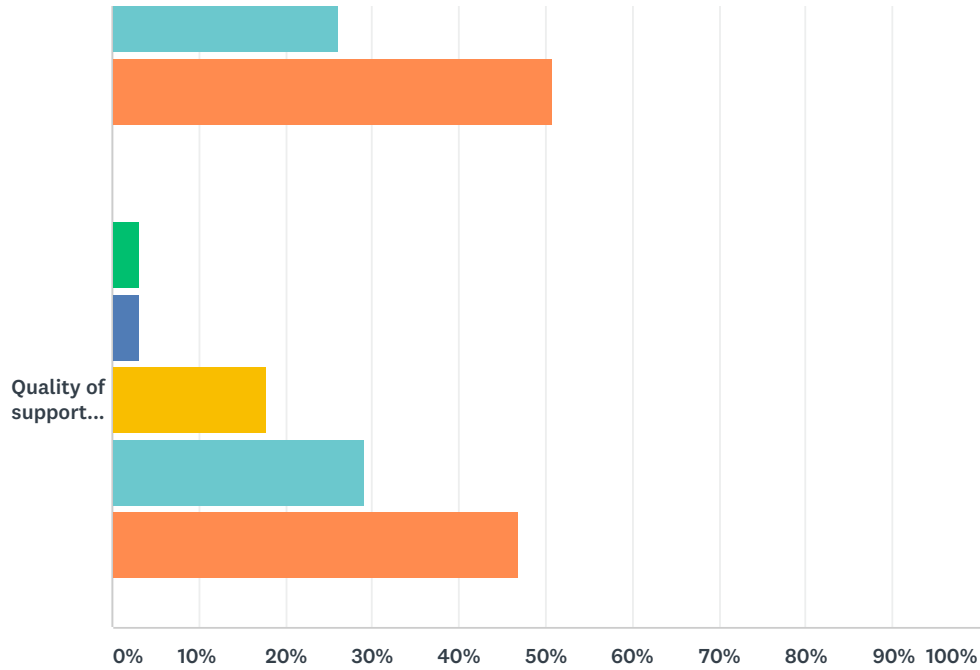
Answered: 62 Skipped: 1











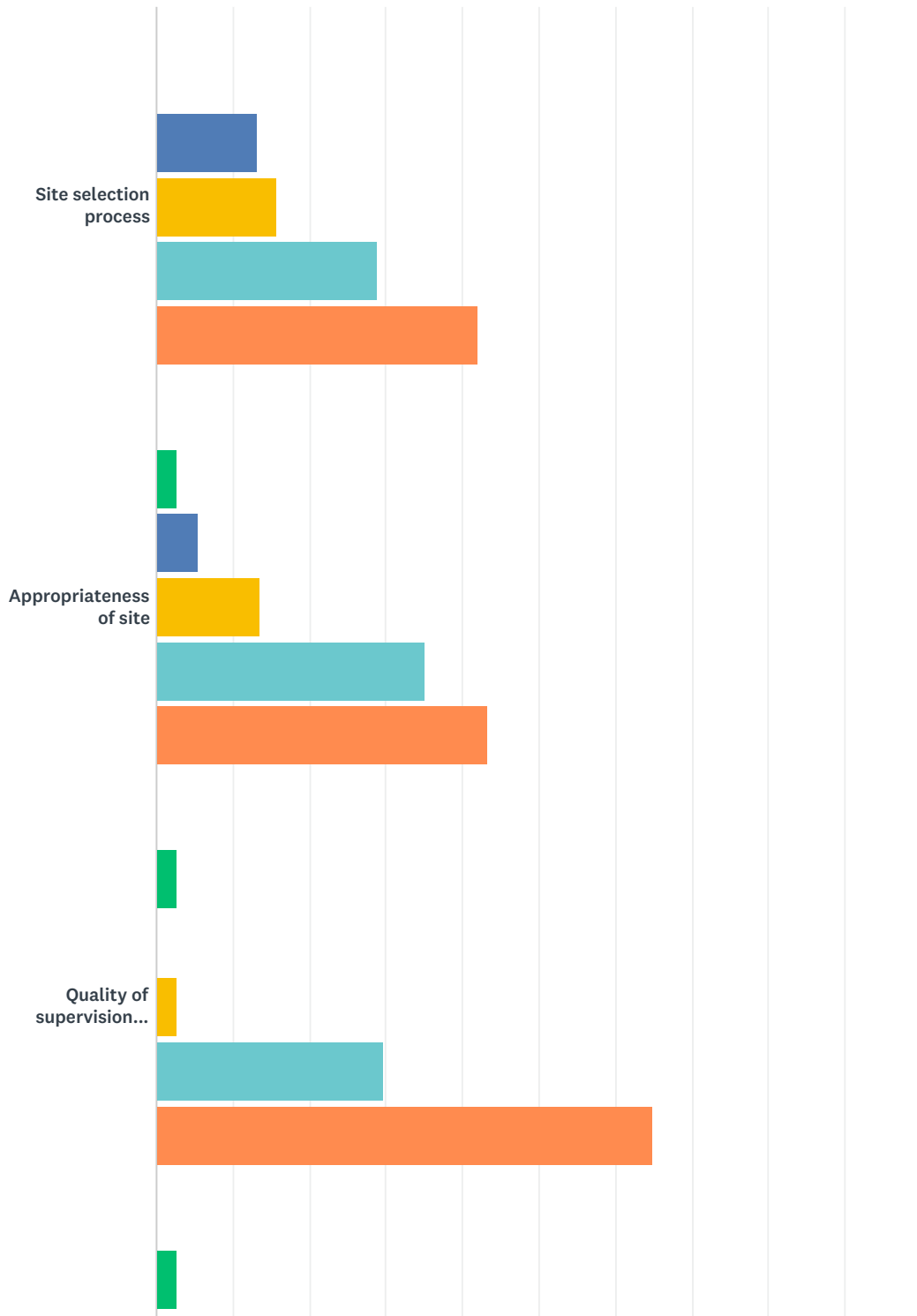
■ Dissatisfied (1)
 ■ Somewhat Dissatisfied (2)
 ■ Neutral (3)
 ■ Satisfied (4)
 ■ Very Satisfied (5)

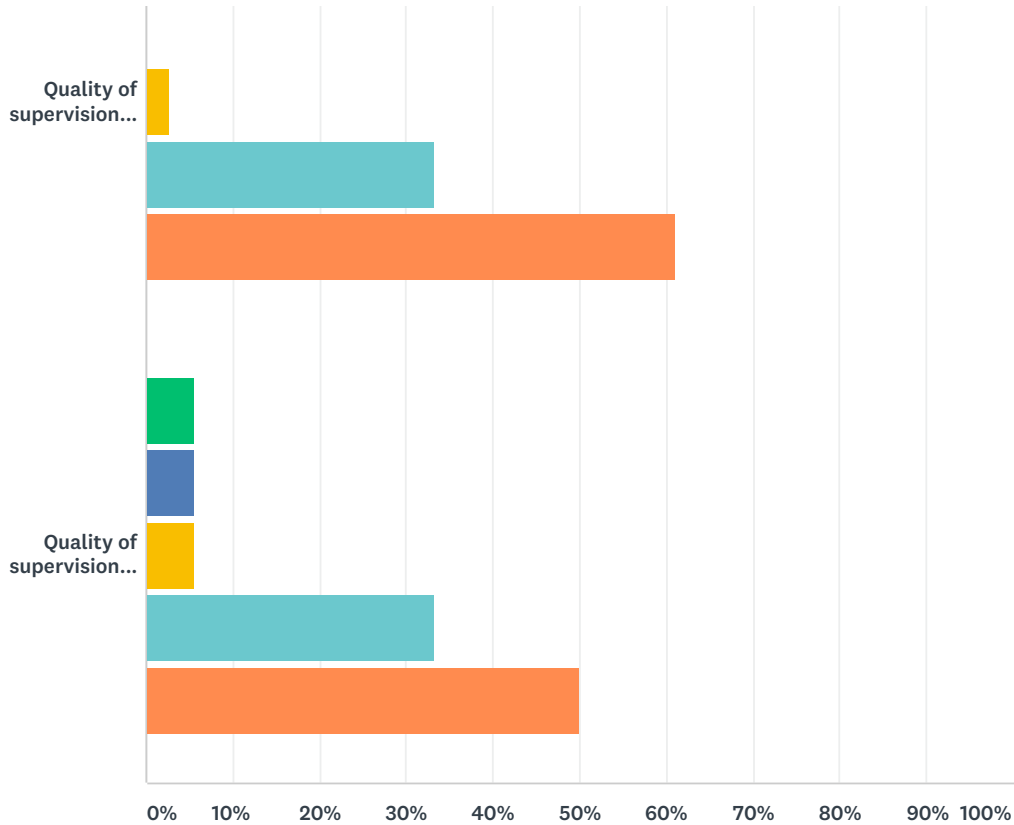
	DISSATISFIED (1)	SOMEWHAT DISSATISFIED (2)	NEUTRAL (3)	SATISFIED (4)	VERY SATISFIED (5)	TOTAL
The teaching competence of the full-time faculty	0.00% 0	1.61% 1	4.84% 3	37.10% 23	56.45% 35	62
The teaching competence of the adjunct faculty	0.00% 0	3.28% 2	18.03% 11	44.26% 27	34.43% 21	61
The commitment of the faculty to teaching	0.00% 0	1.64% 1	3.28% 2	37.70% 23	57.38% 35	61
Faculty responsiveness to student concerns	1.61% 1	4.84% 3	4.84% 3	43.55% 27	45.16% 28	62
Fairness of faculty in evaluation of student performance	1.61% 1	1.61% 1	9.68% 6	41.94% 26	45.16% 28	62
Availability of academic advisor	4.84% 3	8.06% 5	9.68% 6	24.19% 15	53.23% 33	62
Quality of academic advising	4.84% 3	4.84% 3	9.68% 6	24.19% 15	56.45% 35	62
Quality and timeliness of communication about program policies and procedures	3.23% 2	4.84% 3	9.68% 6	37.10% 23	45.16% 28	62
Academic level and rigor of courses	0.00% 0	1.61% 1	9.68% 6	37.10% 23	51.61% 32	62
Class size (i.e., number of students in courses)	0.00% 0	0.00% 0	4.84% 3	33.87% 21	61.29% 38	62
Classrooms in which courses were taught	0.00% 0	1.61% 1	11.29% 7	33.87% 21	53.23% 33	62
Technological resources available for learning	0.00% 0	3.28% 2	8.20% 5	32.79% 20	55.74% 34	61

Availability of support services of St. John's (e.g., counseling, financial aid, library, etc.)	4.92% 3	1.64% 1	16.39% 10	26.23% 16	50.82% 31	61
Quality of support services of St. John's (e.g., counseling, financial aid, library, etc.)	3.23% 2	3.23% 2	17.74% 11	29.03% 18	46.77% 29	62

Q9 Please rate the following aspects of your Practicum experience. If you have not yet completed practicum, please skip this question.

Answered: 38 Skipped: 25





■ Dissatisfied (1)
 ■ Somewhat Dissatisfied (2)
 ■ Neutral (3)

■ Satisfied (4)
 ■ Very Satisfied (5)

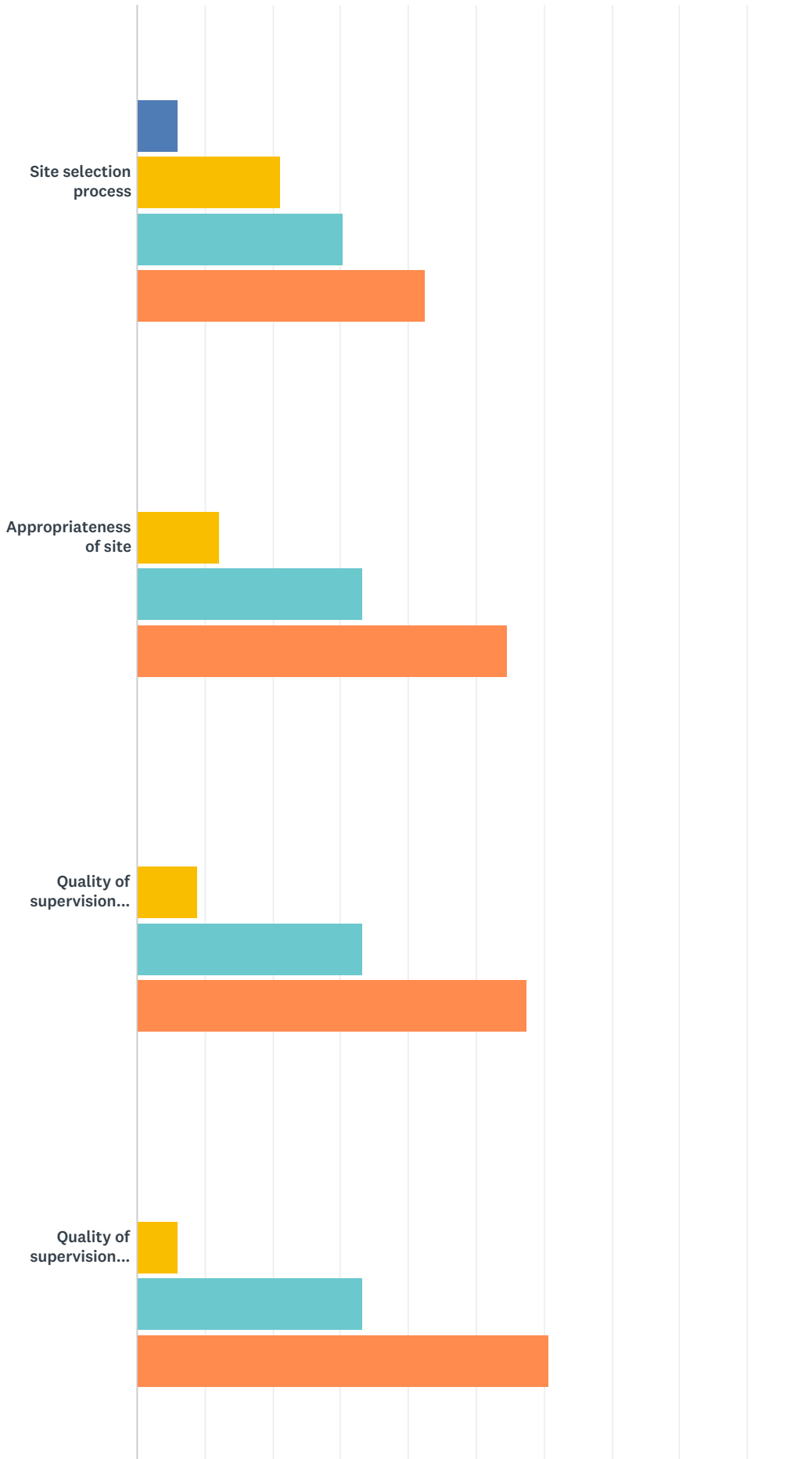
	DISSATISFIED (1)	SOMEWHAT DISSATISFIED (2)	NEUTRAL (3)	SATISFIED (4)	VERY SATISFIED (5)	TOTAL
Site selection process	0.00% 0	13.16% 5	15.79% 6	28.95% 11	42.11% 16	38
Appropriateness of site	2.70% 1	5.41% 2	13.51% 5	35.14% 13	43.24% 16	37
Quality of supervision offered by faculty member in class	2.70% 1	0.00% 0	2.70% 1	29.73% 11	64.86% 24	37
Quality of supervision offered by faculty member in individual supervision	2.78% 1	0.00% 0	2.78% 1	33.33% 12	61.11% 22	36
Quality of supervision offered by site supervisor	5.56% 2	5.56% 2	5.56% 2	33.33% 12	50.00% 18	36

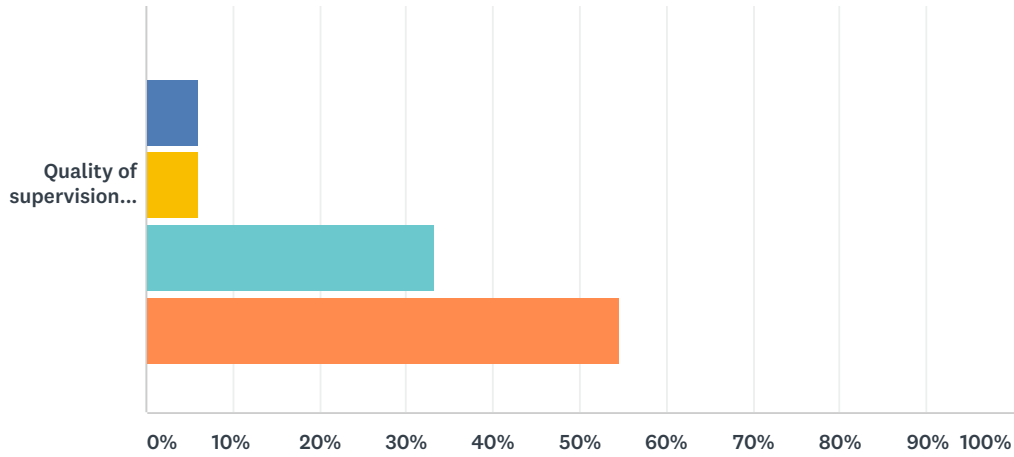
Q10 Comments about your Practicum experience.

Answered: 19 Skipped: 44

Q11 Please rate the following aspects of your Internship I experience. If you have not yet completed Internship 1, please skip this question.

Answered: 33 Skipped: 30





■ Dissatisfied (1)
 ■ Somewhat Dissatisfied (2)
 ■ Neutral (3)
 ■ Satisfied (4)
 ■ Very Satisfied (5)

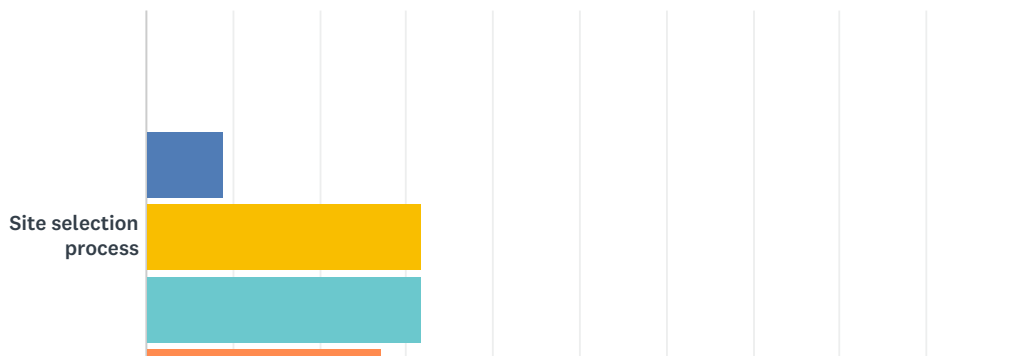
	DISSATISFIED (1)	SOMEWHAT DISSATISFIED (2)	NEUTRAL (3)	SATISFIED (4)	VERY SATISFIED (5)	TOTAL
Site selection process	0.00% 0	6.06% 2	21.21% 7	30.30% 10	42.42% 14	33
Appropriateness of site	0.00% 0	0.00% 0	12.12% 4	33.33% 11	54.55% 18	33
Quality of supervision offered by faculty member in class	0.00% 0	0.00% 0	9.09% 3	33.33% 11	57.58% 19	33
Quality of supervision offered by faculty member in individual supervision	0.00% 0	0.00% 0	6.06% 2	33.33% 11	60.61% 20	33
Quality of supervision offered by site supervisor	0.00% 0	6.06% 2	6.06% 2	33.33% 11	54.55% 18	33

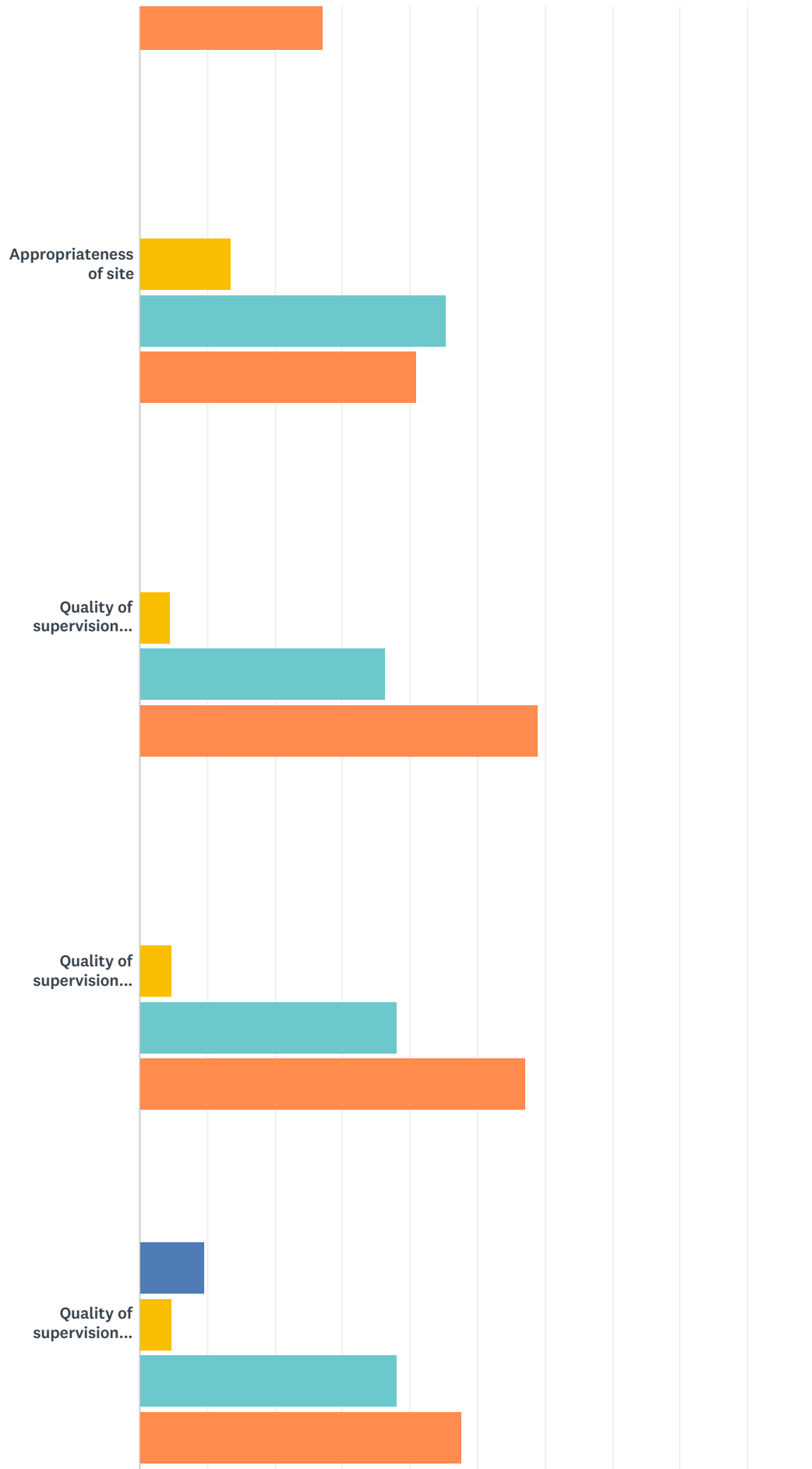
Q12 Comments about your Internship I experience.

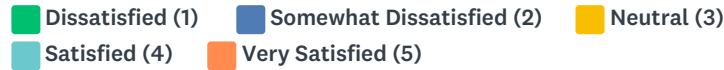
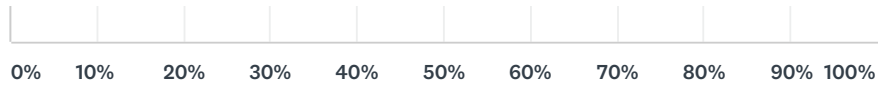
Answered: 14 Skipped: 49

Q13 Please rate the following aspects of your Internship II experience. If you have not yet completed Internship II, please skip this question.

Answered: 22 Skipped: 41







	DISSATISFIED (1)	SOMEWHAT DISSATISFIED (2)	NEUTRAL (3)	SATISFIED (4)	VERY SATISFIED (5)	TOTAL
Site selection process	0.00% 0	9.09% 2	31.82% 7	31.82% 7	27.27% 6	22
Appropriateness of site	0.00% 0	0.00% 0	13.64% 3	45.45% 10	40.91% 9	22
Quality of supervision offered by faculty member in class	0.00% 0	0.00% 0	4.55% 1	36.36% 8	59.09% 13	22
Quality of supervision offered by faculty member in individual supervision	0.00% 0	0.00% 0	4.76% 1	38.10% 8	57.14% 12	21
Quality of supervision offered by site supervisor	0.00% 0	9.52% 2	4.76% 1	38.10% 8	47.62% 10	21

Q14 Comments about your Internship II experience.

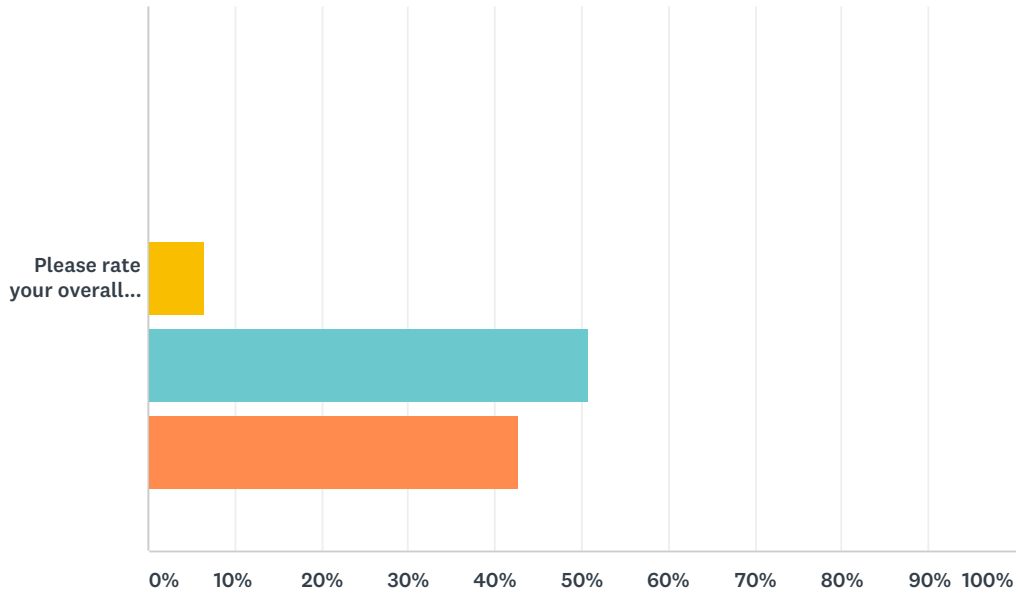
Answered: 10 Skipped: 53

Q15 Please elaborate on differences in satisfaction in the categories above based upon your different internship settings (if applicable):

Answered: 10 Skipped: 53

Q16 Please rate your overall satisfaction with the Counseling program at St. John's University.

Answered: 61 Skipped: 2



■ Dissatisfied (1)
 ■ Somewhat Dissatisfied (2)
 ■ Neutral (3)
■ Satisfied (4)
 ■ Very Satisfied (5)

	DISSATISFIED (1)	SOMEWHAT DISSATISFIED (2)	NEUTRAL (3)	SATISFIED (4)	VERY SATISFIED (5)	TOTAL
Please rate your overall satisfaction with the Counseling program at St. John's University.	0.00% 0	0.00% 0	6.56% 4	50.82% 31	42.62% 26	61

Q17 What do you see as the strengths of the Counseling Program at St. John's University?

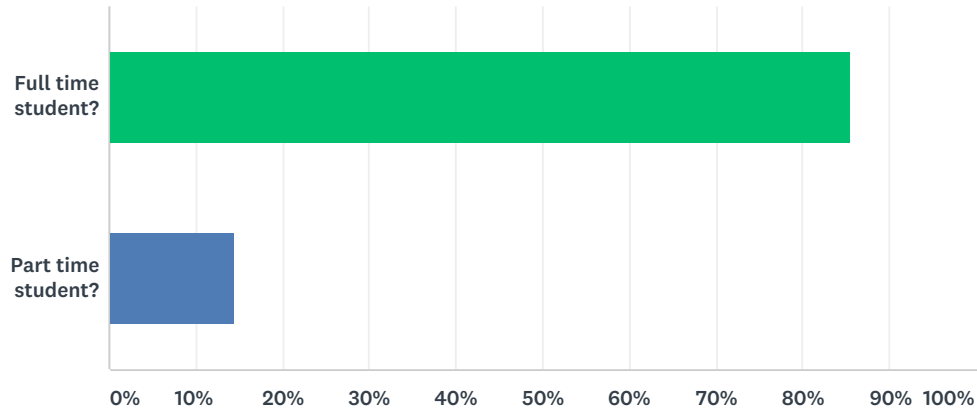
Answered: 39 Skipped: 24

Q18 How would you recommend that the Counseling Program be changed or improved?

Answered: 30 Skipped: 33

Q19 Currently, are you a

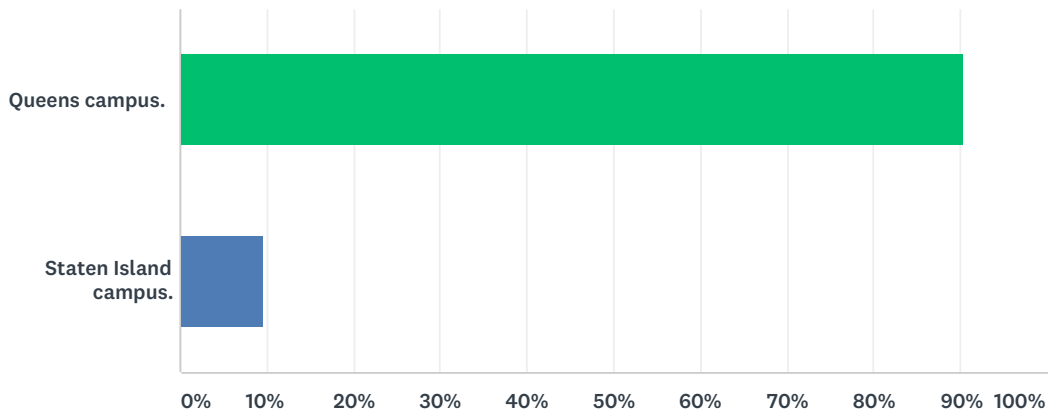
Answered: 62 Skipped: 1



ANSWER CHOICES	RESPONSES	
Full time student?	85.48%	53
Part time student?	14.52%	9
TOTAL		62

Q20 I primarily take classes/receive advising on the

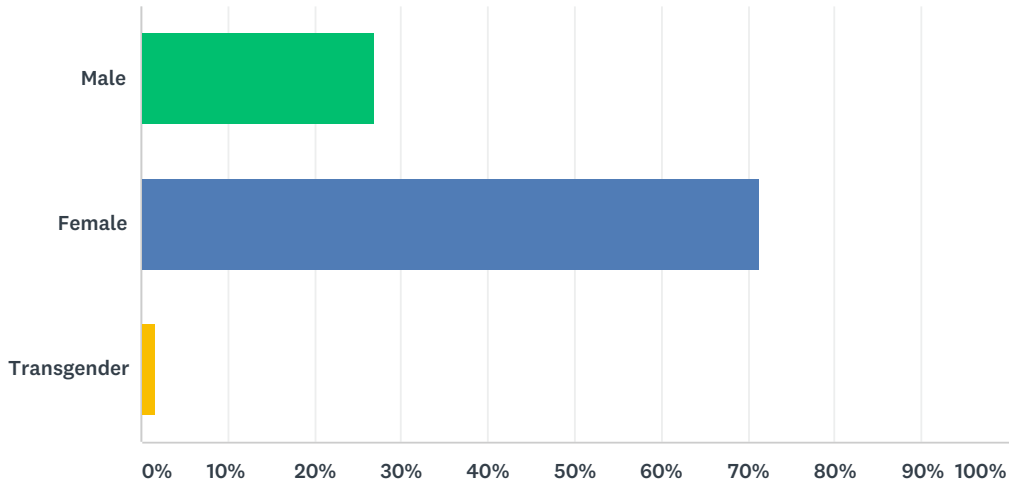
Answered: 62 Skipped: 1



ANSWER CHOICES	RESPONSES	
Queens campus.	90.32%	56
Staten Island campus.	9.68%	6
TOTAL		62

Q21 What is your gender?

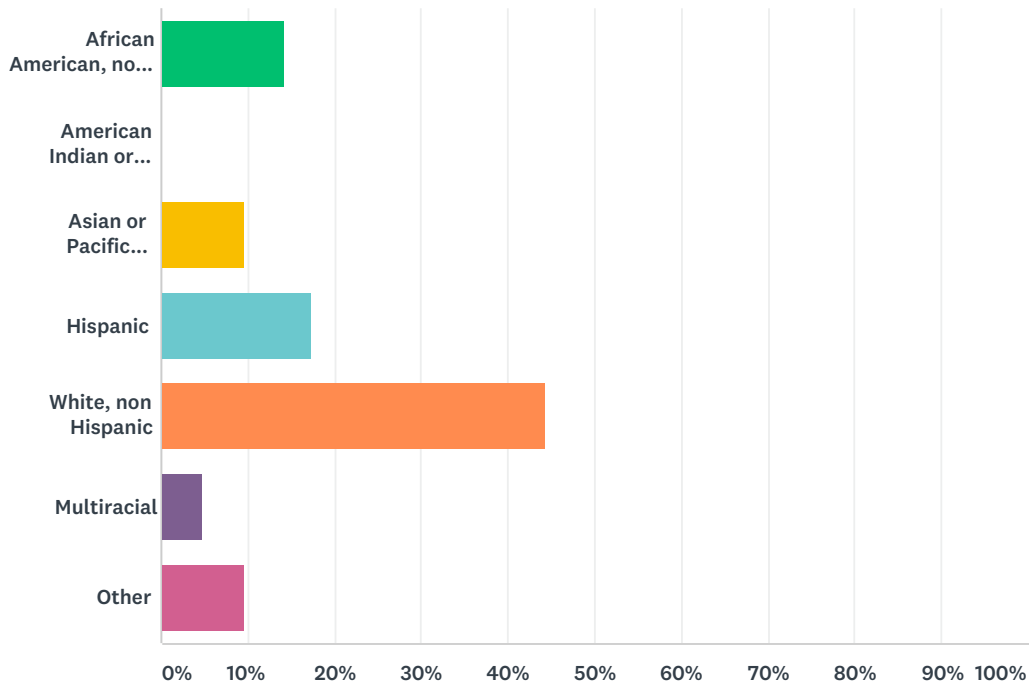
Answered: 63 Skipped: 0



ANSWER CHOICES	RESPONSES
Male	26.98% 17
Female	71.43% 45
Transgender	1.59% 1
TOTAL	63

Q22 What is your ethnicity?

Answered: 63 Skipped: 0



ANSWER CHOICES	RESPONSES
African American, non Hispanic	14.29% 9
American Indian or Alaskan Native	0.00% 0

Asian or Pacific Islander	9.52%	6
Hispanic	17.46%	11
White, non Hispanic	44.44%	28
Multiracial	4.76%	3
Other	9.52%	6
TOTAL		63