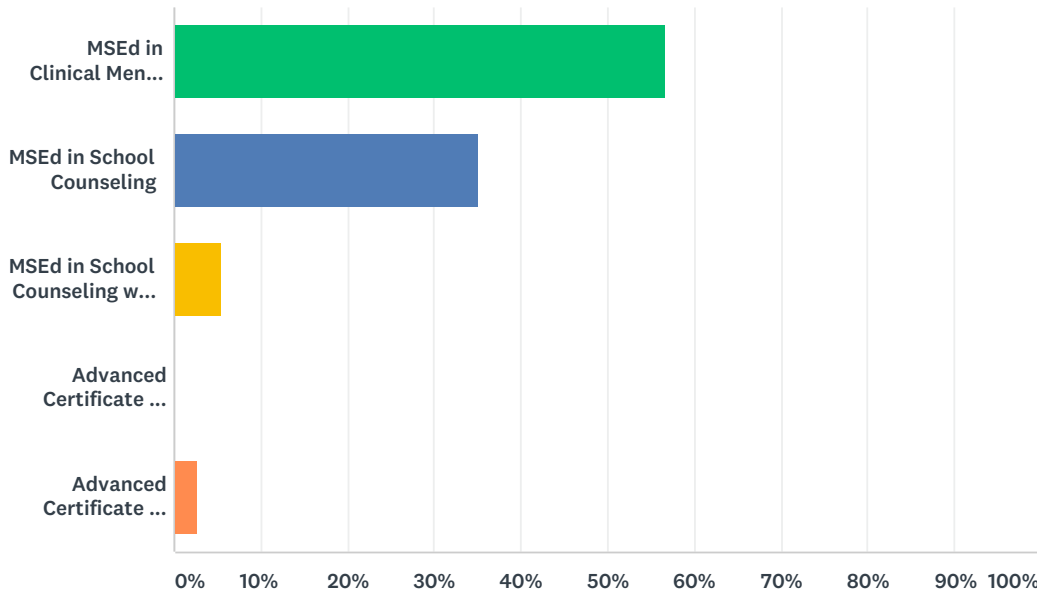


Q1 What Counseling program did you complete?

Answered: 37 Skipped: 0



ANSWER CHOICES	RESPONSES	
MEd in Clinical Mental Health Counseling	56.76%	21
MEd in School Counseling	35.14%	13
MEd in School Counseling with Bilingual Extension	5.41%	2
Advanced Certificate in Clinical Mental Health Counseling	0.00%	0
Advanced Certificate in School Counseling	2.70%	1
TOTAL		37

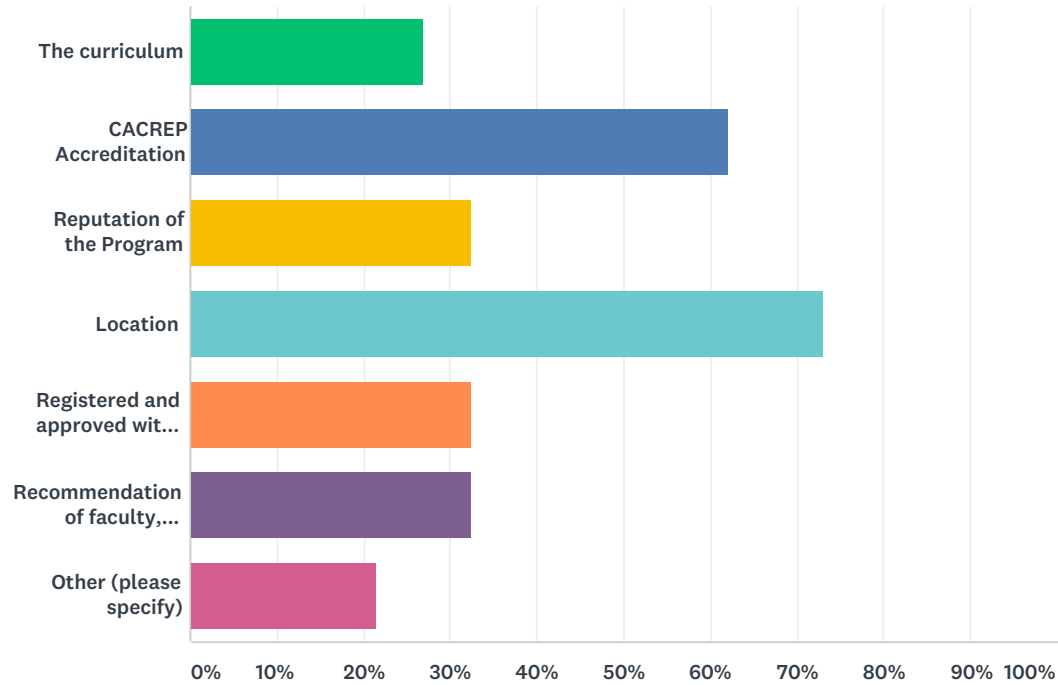
Q2 What was the date of your graduation? (Note: Day does not need to be exact. Seeking data on Month and Year.)

Answered: 37 Skipped: 0

ANSWER CHOICES	RESPONSES	
Date / Time	100.00%	37

Q3 What was your primary reason for choosing to attend the Counseling Program at St. John's University? Please check all that apply.

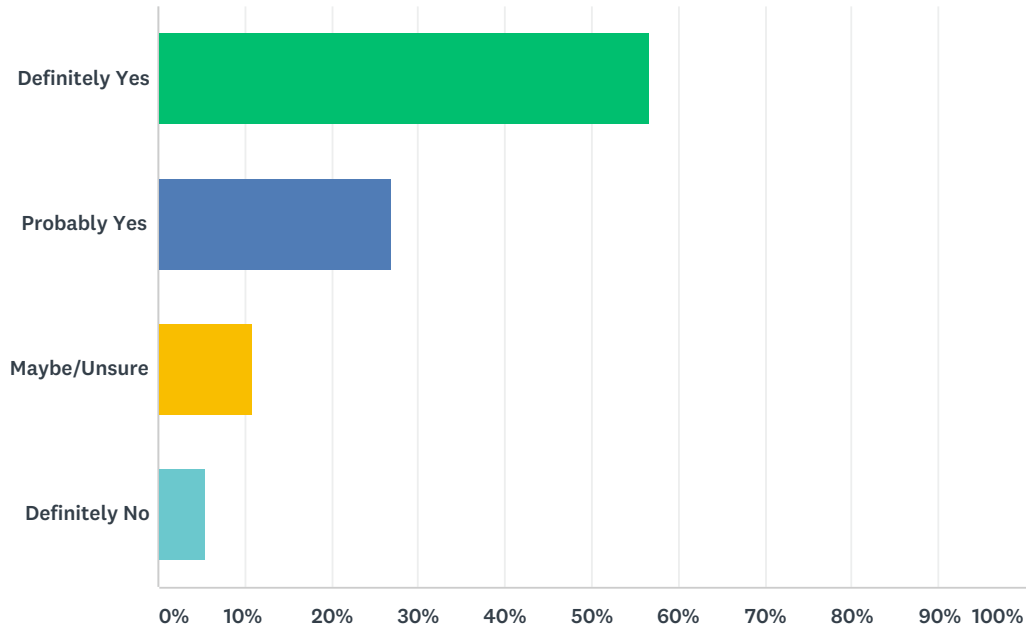
Answered: 37 Skipped: 0



ANSWER CHOICES	RESPONSES	
The curriculum	27.03%	10
CACREP Accreditation	62.16%	23
Reputation of the Program	32.43%	12
Location	72.97%	27
Registered and approved with New York State	32.43%	12
Recommendation of faculty, colleague, friend	32.43%	12
Other (please specify)	21.62%	8
Total Respondents: 37		

Q4 If you could choose a counseling program over again, would you choose to attend St. John's University?

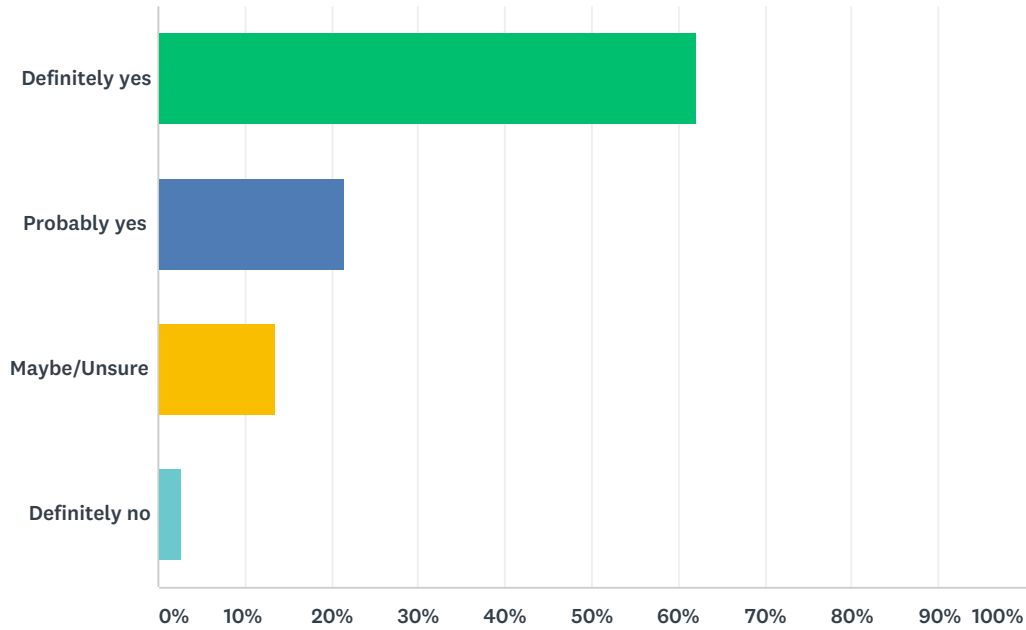
Answered: 37 Skipped: 0



ANSWER CHOICES	RESPONSES	
Definitely Yes	56.76%	21
Probably Yes	27.03%	10
Maybe/Unsure	10.81%	4
Definitely No	5.41%	2
TOTAL		37

Q5 Would you recommend the Counseling Program at St. John's University to others looking for a master's degree program in counseling?

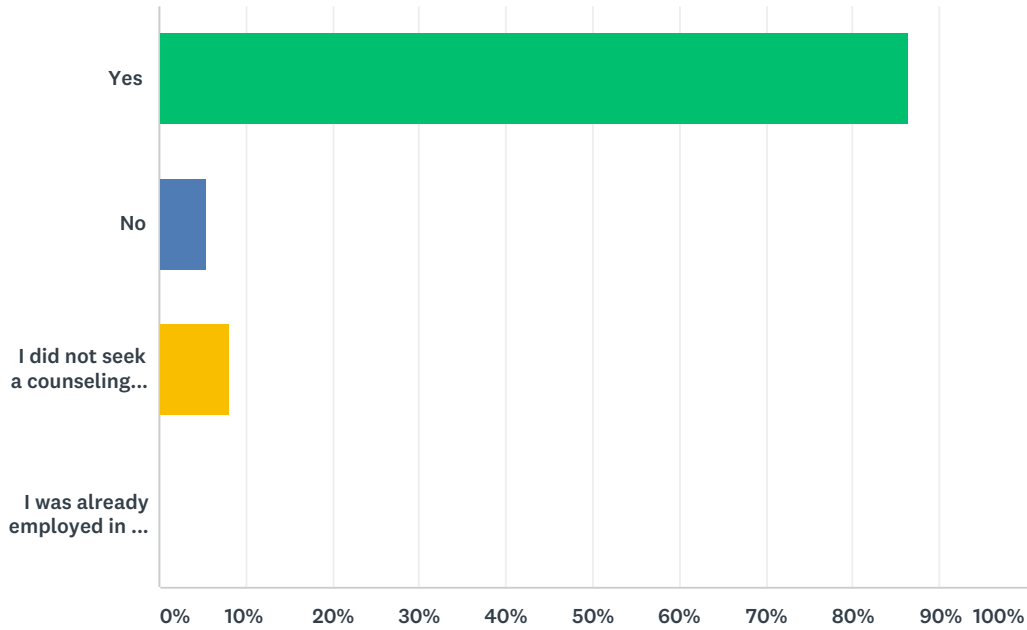
Answered: 37 Skipped: 0



ANSWER CHOICES	RESPONSES	
Definitely yes	62.16%	23
Probably yes	21.62%	8
Maybe/Unsure	13.51%	5
Definitely no	2.70%	1
TOTAL		37

Q6 Have you become employed in a counseling or counseling-related position after completing your degree at St. John's University?

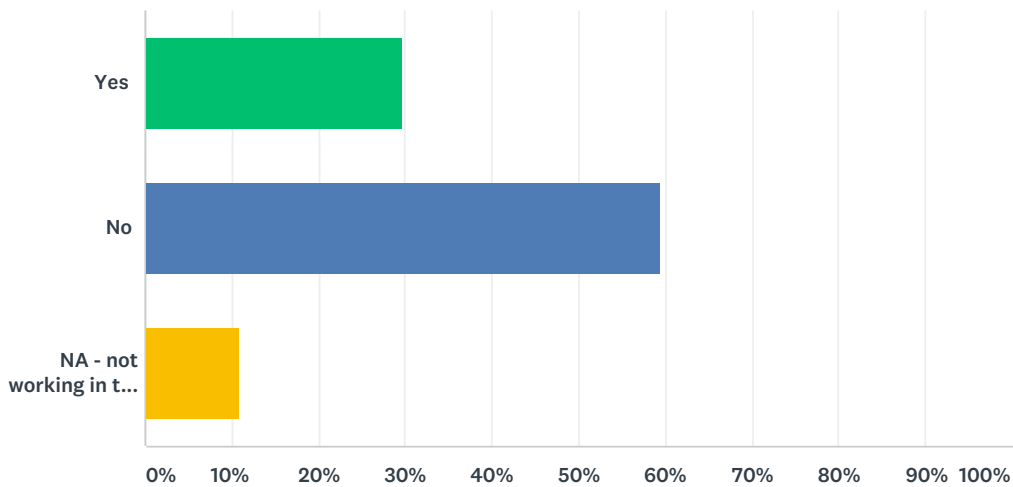
Answered: 37 Skipped: 0



ANSWER CHOICES	RESPONSES
Yes	86.49% 32
No	5.41% 2
I did not seek a counseling position after graduation.	8.11% 3
I was already employed in a counseling position	0.00% 0
TOTAL	37

Q7 Have you established a counseling specialty (e.g., substance abuse, family therapy, play therapy, etc.)?

Answered: 37 Skipped: 0

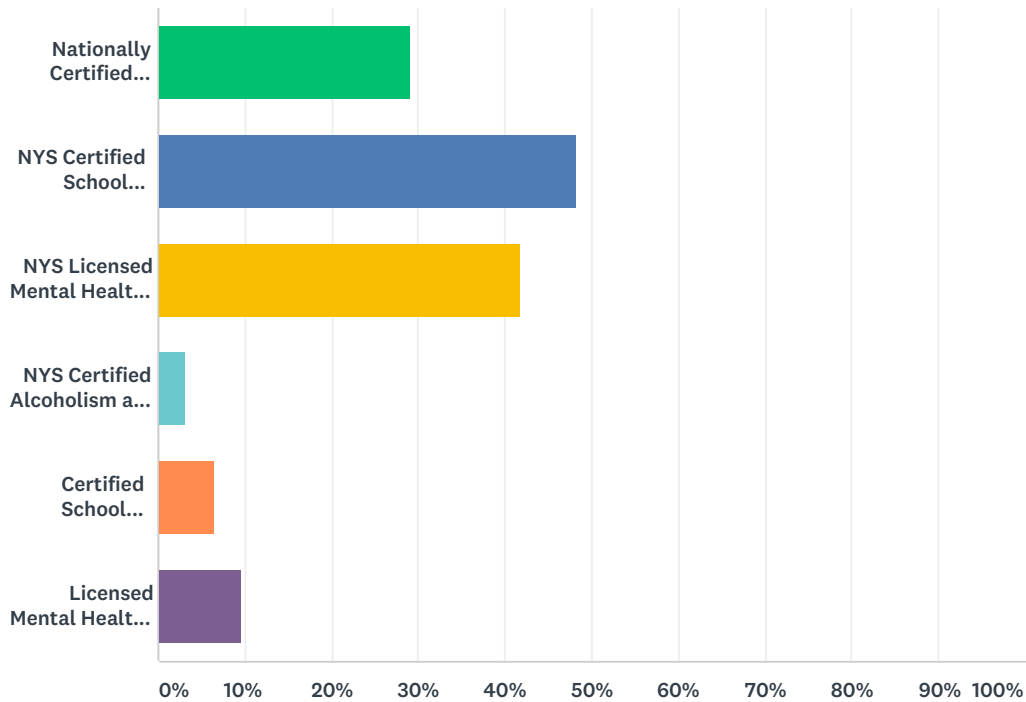


ANSWER CHOICES	RESPONSES
Yes	29.73% 11

No	59.46%	22
NA - not working in the counseling field	10.81%	4
TOTAL		37

Q8 Which counseling credentials do you currently possess? Please check all that are current.

Answered: 31 Skipped: 6



ANSWER CHOICES	RESPONSES	
Nationally Certified Counselor (NCC)	29.03%	9
NYS Certified School Counselor (permanent or provisional)	48.39%	15
NYS Licensed Mental Health Counselor (LMHC) (limited permit or full license)	41.94%	13
NYS Certified Alcoholism and Substance Abuse Counselor (CASAC or CASAC-T)	3.23%	1
Certified School Counselor in another state (permanent or provisional)	6.45%	2
Licensed Mental Health or Professional Counselor in another state (limited or fully licensed)	9.68%	3
Total Respondents: 31		

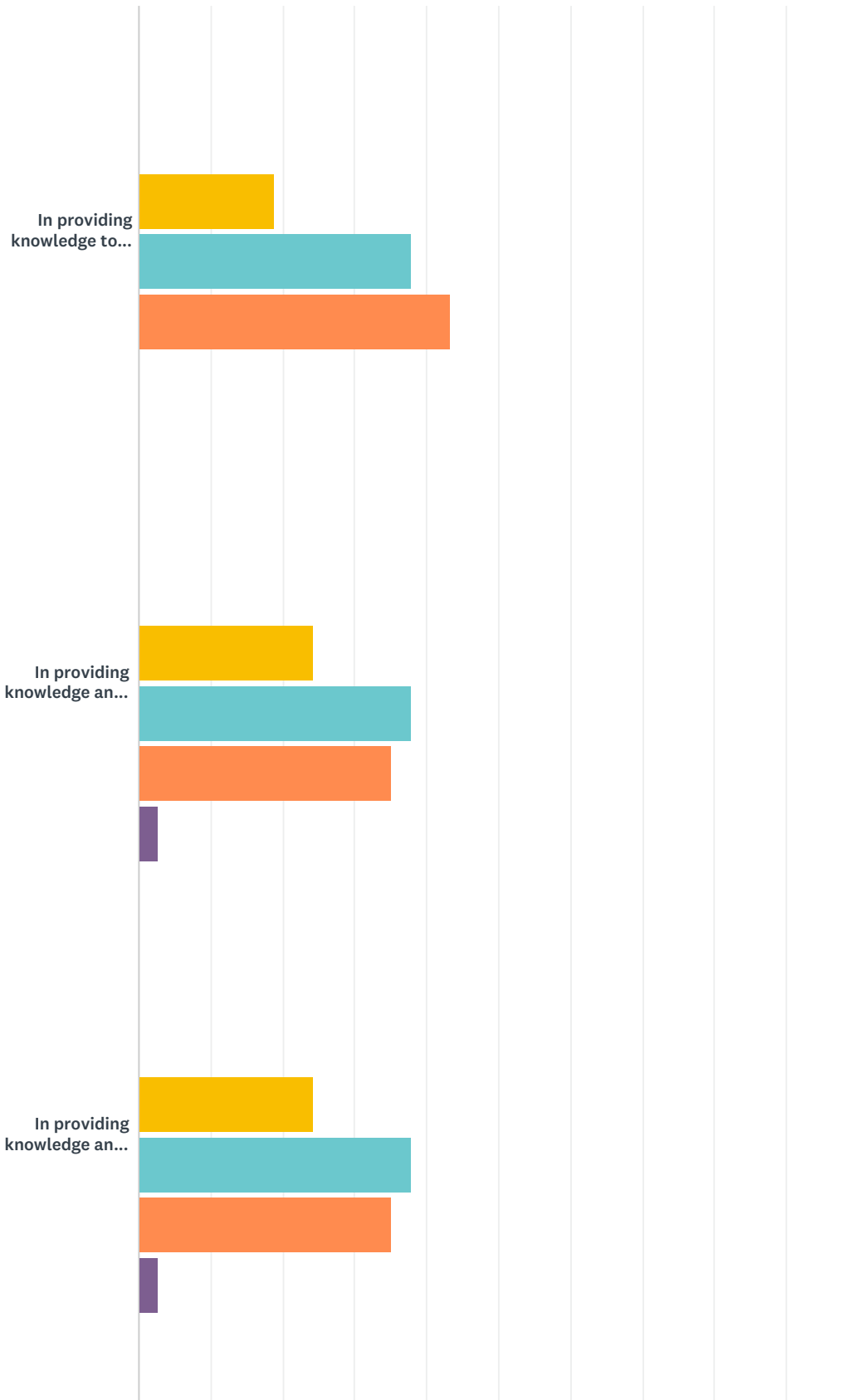
Q9 To what professional organizations (e.g., ACA, ASCA, AMHCA, NYMHCA, NYSSCA) do you belong?

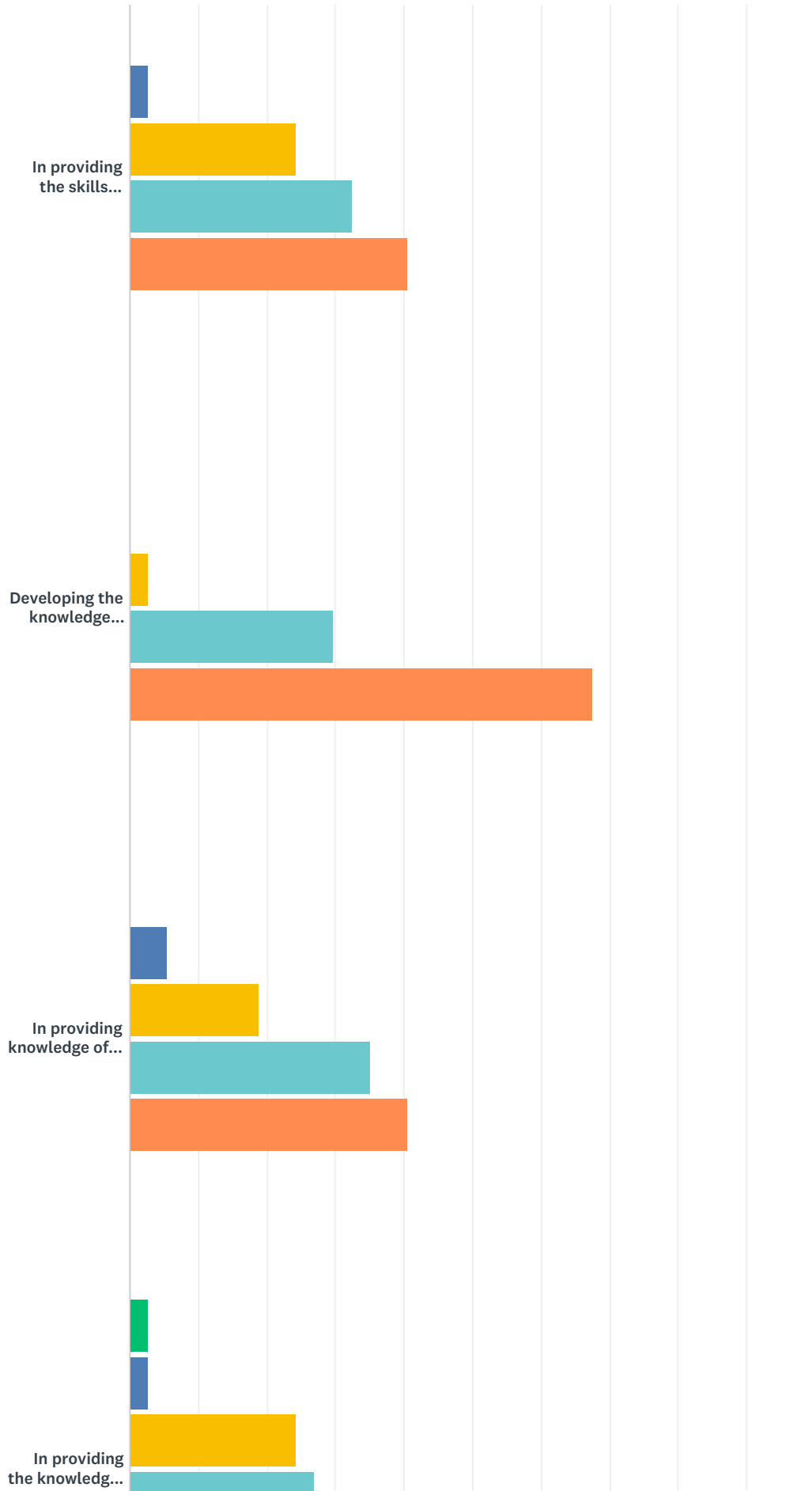
Answered: 27 Skipped: 10

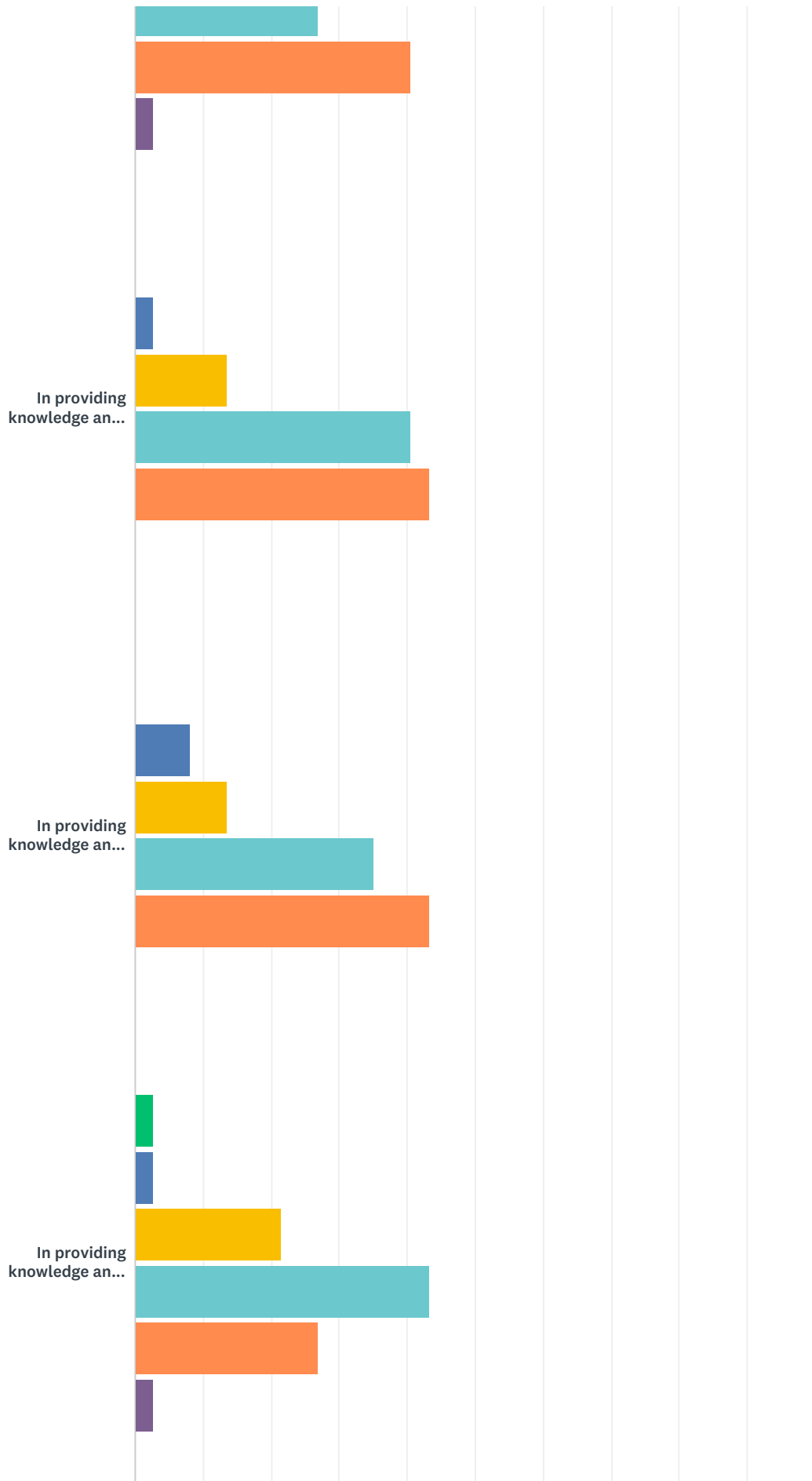
Q10 The next section asks you to assess how effective the program was

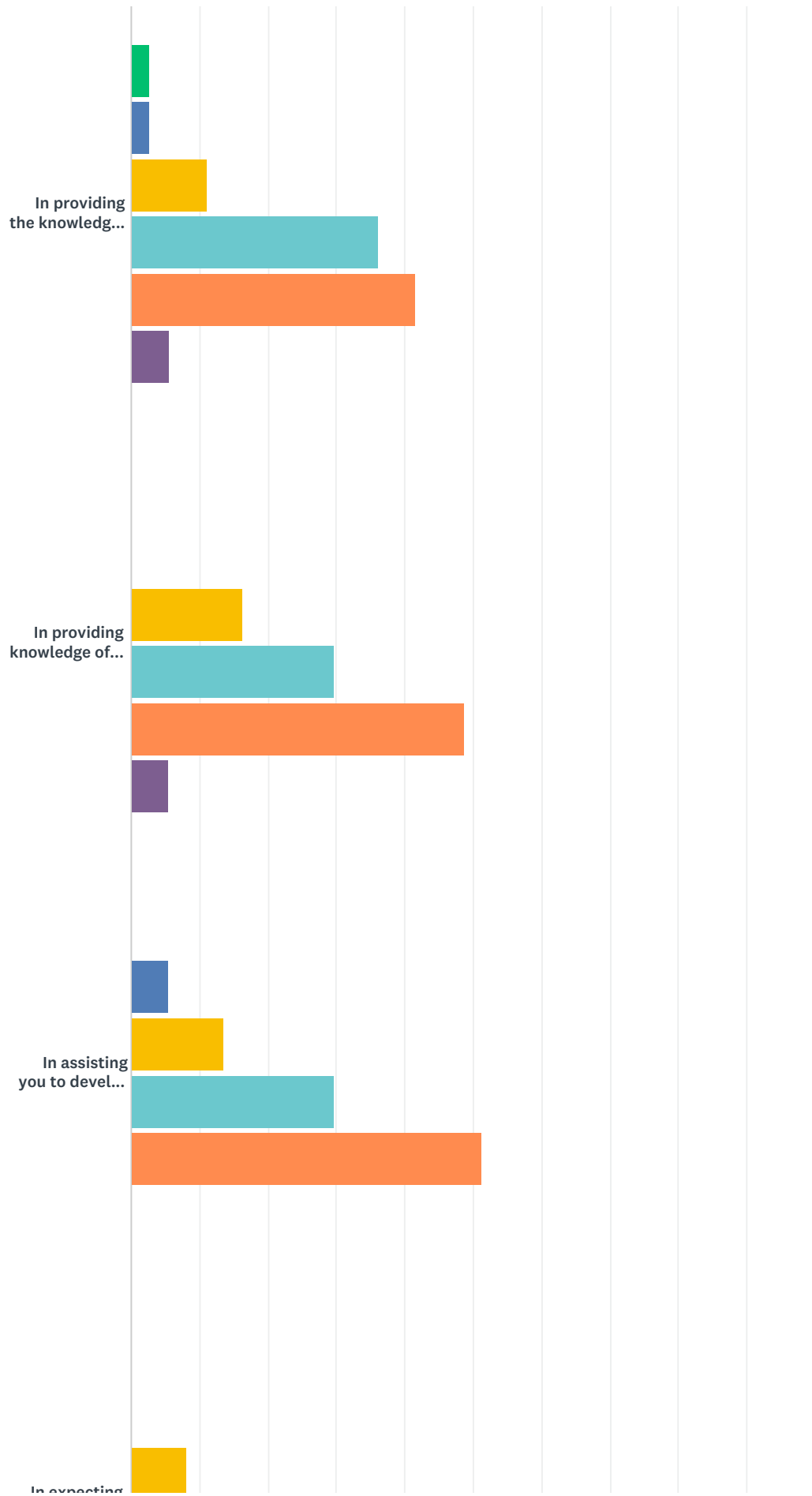
in meeting its objectives. Please circle a number that represents your assessment ranging from ineffective (1) to effective (5).

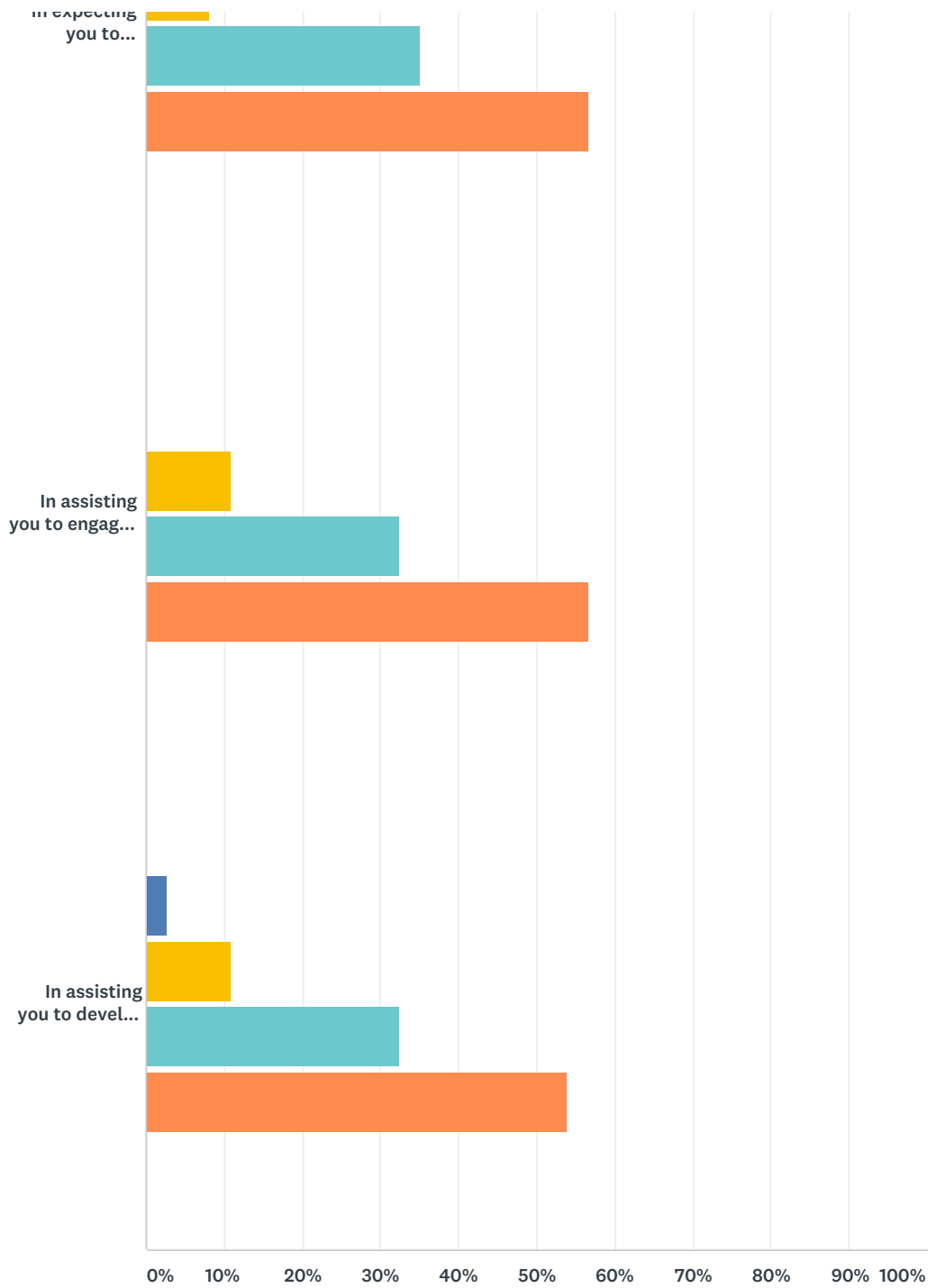
Answered: 37 Skipped: 0











■ Ineffective (1)
 ■ Somewhat Ineffective (2)
 ■ Adequate (3)
■ Effective (4)
 ■ Very Effective (5)
 ■ N/A

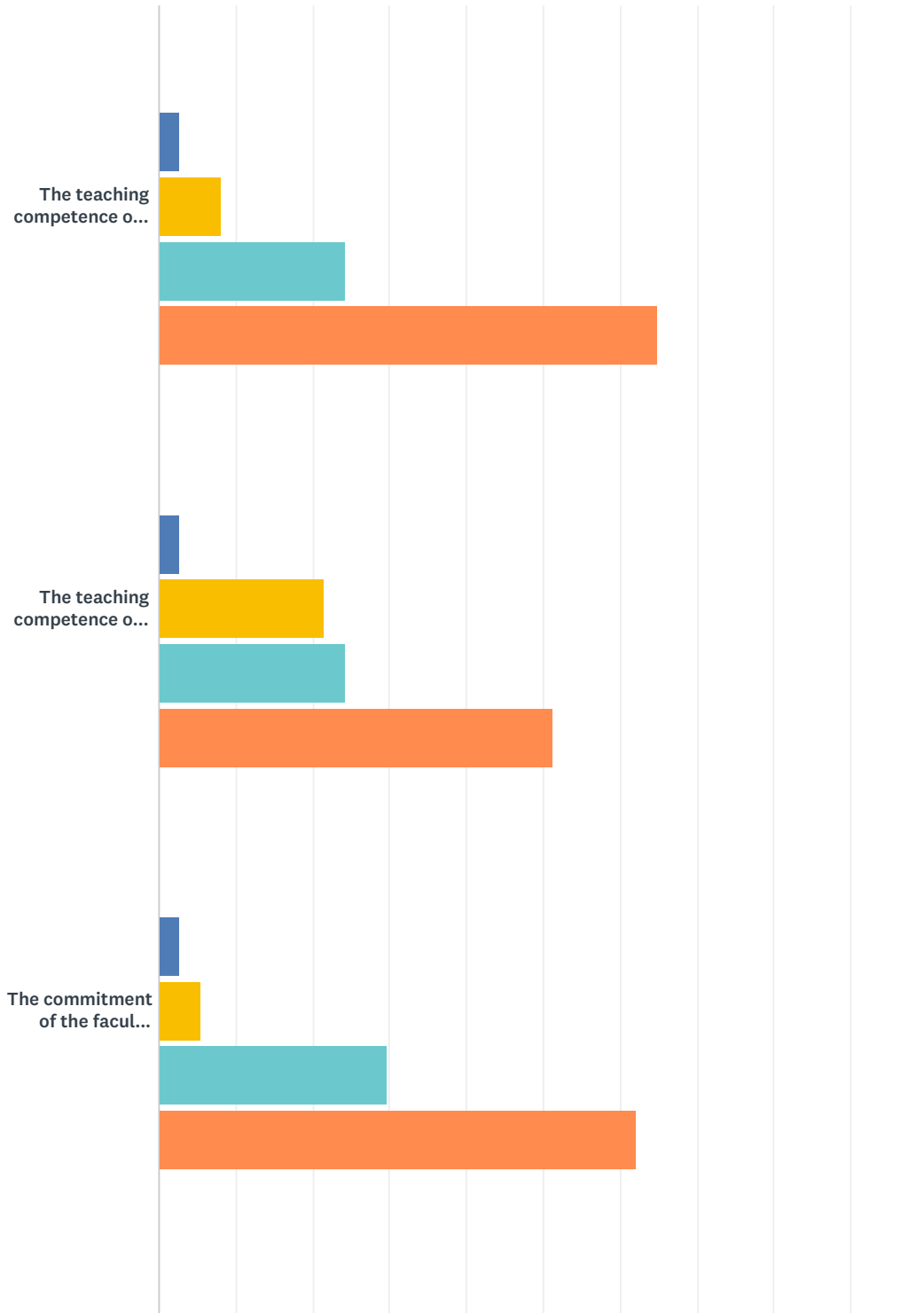
	INEFFECTIVE (1)	SOMEWHAT INEFFECTIVE (2)	ADEQUATE (3)	EFFECTIVE (4)	VERY EFFECTIVE (5)	N/A	TOTAL
In providing knowledge to help you develop the requisite professional skills for working in a multidisciplinary counseling setting.	0.00% 0	0.00% 0	18.92% 7	37.84% 14	43.24% 16	0.00% 0	37

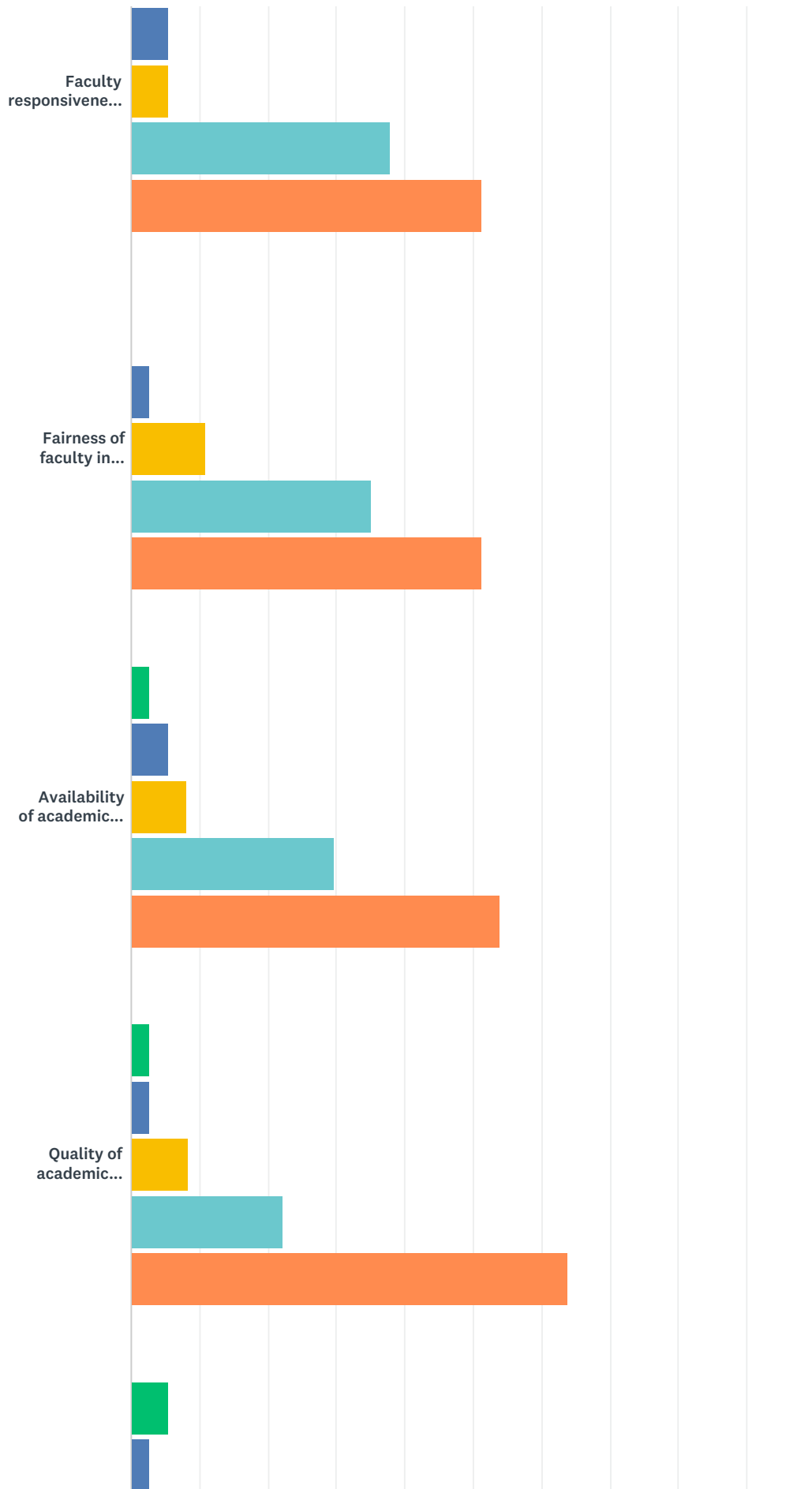
In providing knowledge and skills in assessment.	0.00% 0	0.00% 0	24.32% 9	37.84% 14	35.14% 13	2.70% 1	37
In providing knowledge and skills in applying a diverse range of research based intervention strategies.	0.00% 0	0.00% 0	24.32% 9	37.84% 14	35.14% 13	2.70% 1	37
In providing the skills necessary for developing culturally appropriate intervention plans based upon a knowledge of client variables including ethnicity, religion, socioeconomic levels, gender, sexual orientation, and disability status.	0.00% 0	2.70% 1	24.32% 9	32.43% 12	40.54% 15	0.00% 0	37
Developing the knowledge necessary to demonstrate professional behavior consistent with the ethical guidelines of the counseling profession.	0.00% 0	0.00% 0	2.70% 1	29.73% 11	67.57% 25	0.00% 0	37
In providing knowledge of human development and its applications for counseling.	0.00% 0	5.41% 2	18.92% 7	35.14% 13	40.54% 15	0.00% 0	37
In providing the knowledge and skills to conduct career counseling and assist clients/students in career exploration.	2.70% 1	2.70% 1	24.32% 9	27.03% 10	40.54% 15	2.70% 1	37
In providing knowledge and skills in counseling and consultation processes.	0.00% 0	2.70% 1	13.51% 5	40.54% 15	43.24% 16	0.00% 0	37
In providing knowledge and skills in group work.	0.00% 0	8.11% 3	13.51% 5	35.14% 13	43.24% 16	0.00% 0	37
In providing knowledge and skills in research & program evaluation.	2.70% 1	2.70% 1	21.62% 8	43.24% 16	27.03% 10	2.70% 1	37
In providing the knowledge and skills to use evaluation data to improve my counseling.	2.78% 1	2.78% 1	11.11% 4	36.11% 13	41.67% 15	5.56% 2	36
In providing knowledge of the history of the counseling profession and the skills for navigating current political, institutional, and societal contexts.	0.00% 0	0.00% 0	16.22% 6	29.73% 11	48.65% 18	5.41% 2	37
In assisting you to develop an appreciation for the importance of social advocacy in the professional role of counselors.	0.00% 0	5.41% 2	13.51% 5	29.73% 11	51.35% 19	0.00% 0	37
In expecting you to communicate to clients/students a belief that they are capable of development and can productively work toward agreed upon goals for their betterment.	0.00% 0	0.00% 0	8.11% 3	35.14% 13	56.76% 21	0.00% 0	37
In assisting you to engage in personal and professional behaviors that promote self growth and student learning, including intellectual curiosity, enthusiasm, reflection, and responsible behavior.	0.00% 0	0.00% 0	10.81% 4	32.43% 12	56.76% 21	0.00% 0	37

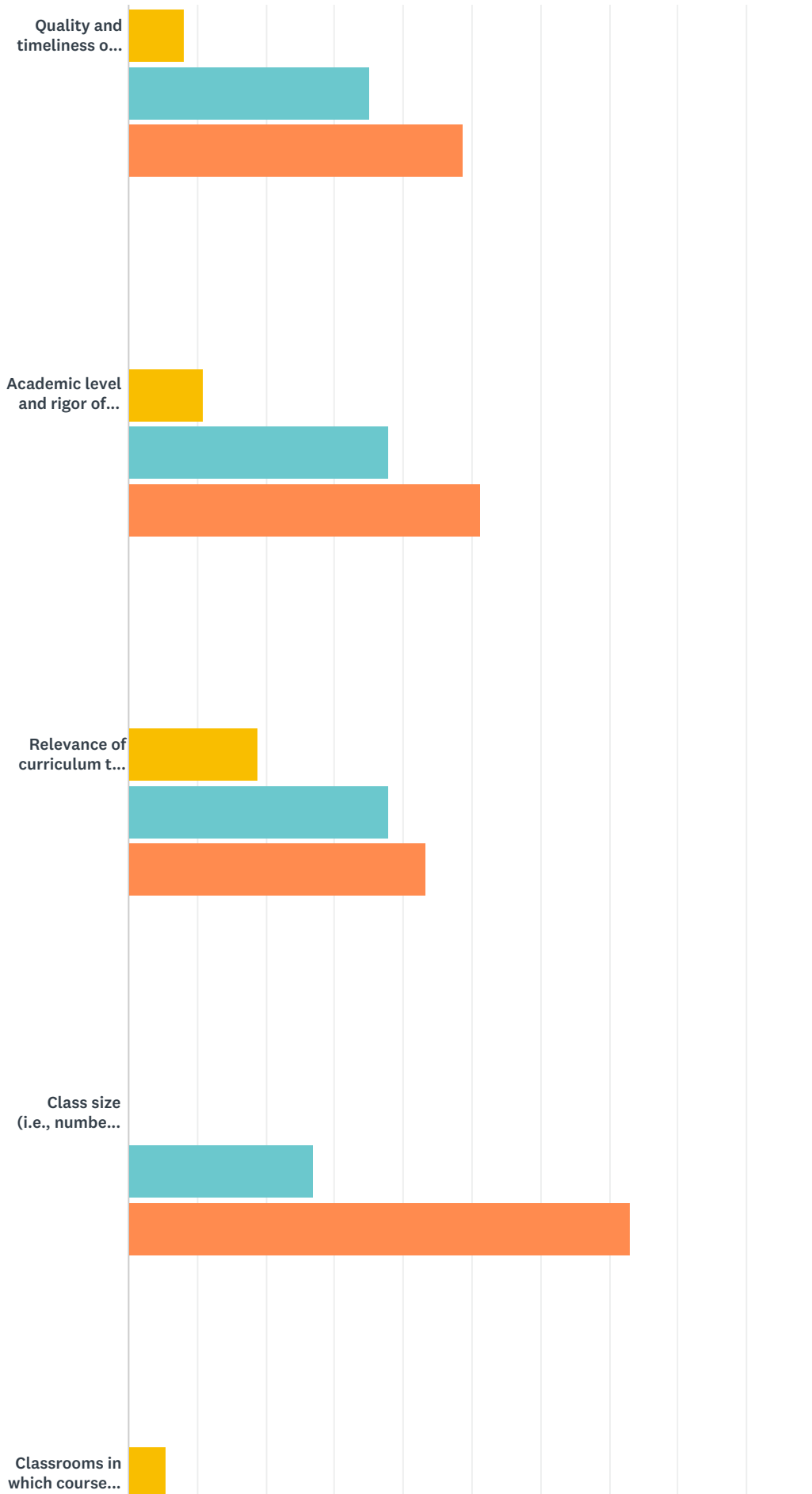
In assisting you to develop or refine interpersonal behaviors that promote and foster collaborations with peers, supervisors, staff, and community members.	0.00%	2.70%	10.81%	32.43%	54.05%	0.00%	37
	0	1	4	12	20	0	

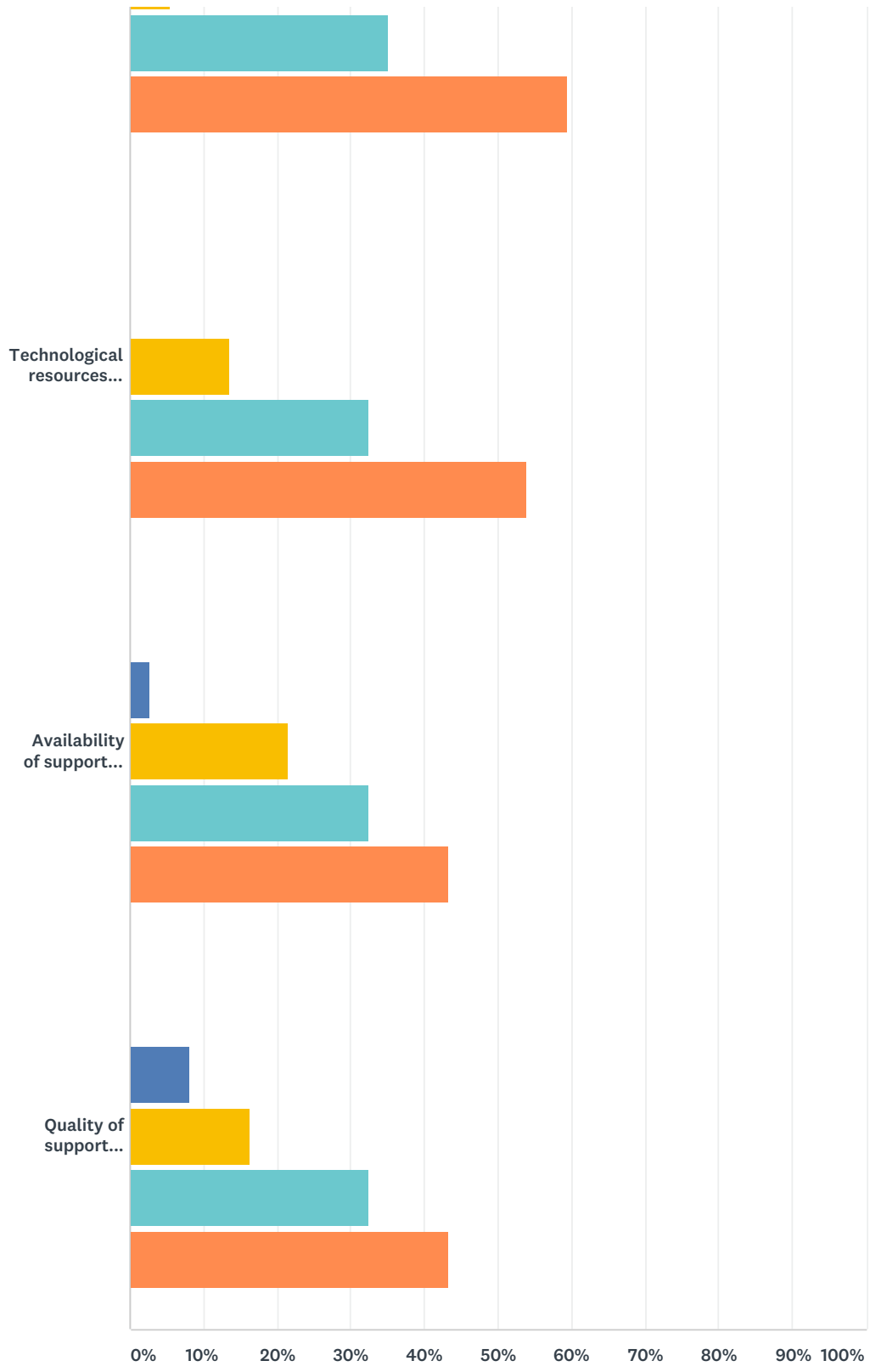
Q11 How satisfied were you with the following aspects of your program of study?

Answered: 37 Skipped: 0









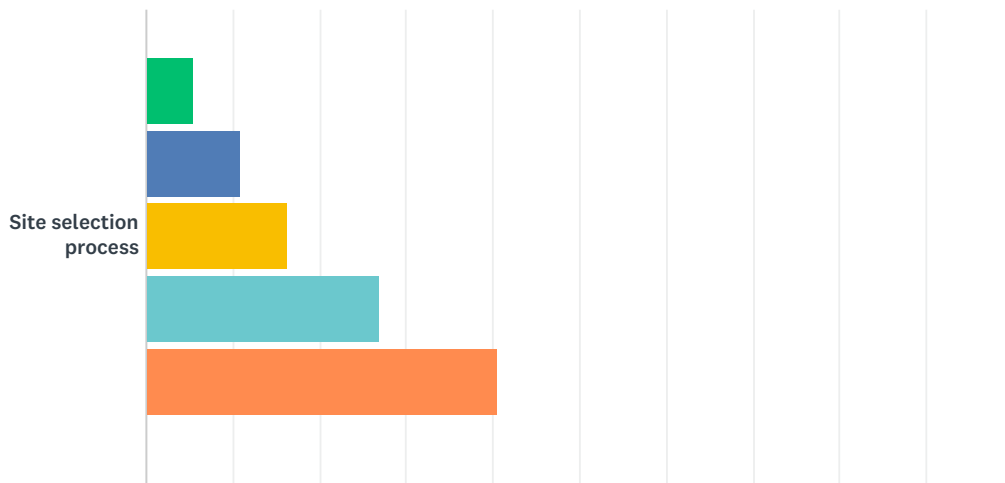
■ Dissatisfied (1)
 ■ Somewhat Dissatisfied (2)
 ■ Neutral (3)
 ■ Satisfied (4)
 ■ Very Satisfied (5)

	DISSATISFIED (1)	SOMEWHAT DISSATISFIED (2)	NEUTRAL (3)	SATISFIED (4)	VERY SATISFIED (5)	TOTAL
--	------------------	---------------------------	-------------	---------------	--------------------	-------

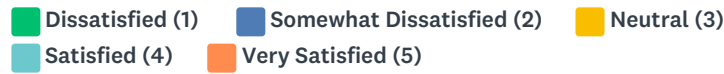
The teaching competence of the full-time faculty	0.00% 0	2.70% 1	8.11% 3	24.32% 9	64.86% 24	37
The teaching competence of the adjunct faculty	0.00% 0	2.70% 1	21.62% 8	24.32% 9	51.35% 19	37
The commitment of the faculty to teaching	0.00% 0	2.70% 1	5.41% 2	29.73% 11	62.16% 23	37
Faculty responsiveness to student concerns	0.00% 0	5.41% 2	5.41% 2	37.84% 14	51.35% 19	37
Fairness of faculty in evaluation of student performance	0.00% 0	2.70% 1	10.81% 4	35.14% 13	51.35% 19	37
Availability of academic advisor	2.70% 1	5.41% 2	8.11% 3	29.73% 11	54.05% 20	37
Quality of academic advising	2.78% 1	2.78% 1	8.33% 3	22.22% 8	63.89% 23	36
Quality and timeliness of communication about program policies and procedures	5.41% 2	2.70% 1	8.11% 3	35.14% 13	48.65% 18	37
Academic level and rigor of courses	0.00% 0	0.00% 0	10.81% 4	37.84% 14	51.35% 19	37
Relevance of curriculum to your professional duties	0.00% 0	0.00% 0	18.92% 7	37.84% 14	43.24% 16	37
Class size (i.e., number of students in courses)	0.00% 0	0.00% 0	0.00% 0	27.03% 10	72.97% 27	37
Classrooms in which courses were taught	0.00% 0	0.00% 0	5.41% 2	35.14% 13	59.46% 22	37
Technological resources available for learning	0.00% 0	0.00% 0	13.51% 5	32.43% 12	54.05% 20	37
Availability of support services of St. John's (e.g., counseling, financial aid, library, etc.)	0.00% 0	2.70% 1	21.62% 8	32.43% 12	43.24% 16	37
Quality of support services of St. John's (e.g., counseling, financial aid, library, etc.)	0.00% 0	8.11% 3	16.22% 6	32.43% 12	43.24% 16	37

Q12 Please rate the following aspects of your Practicum experience:

Answered: 37 Skipped: 0







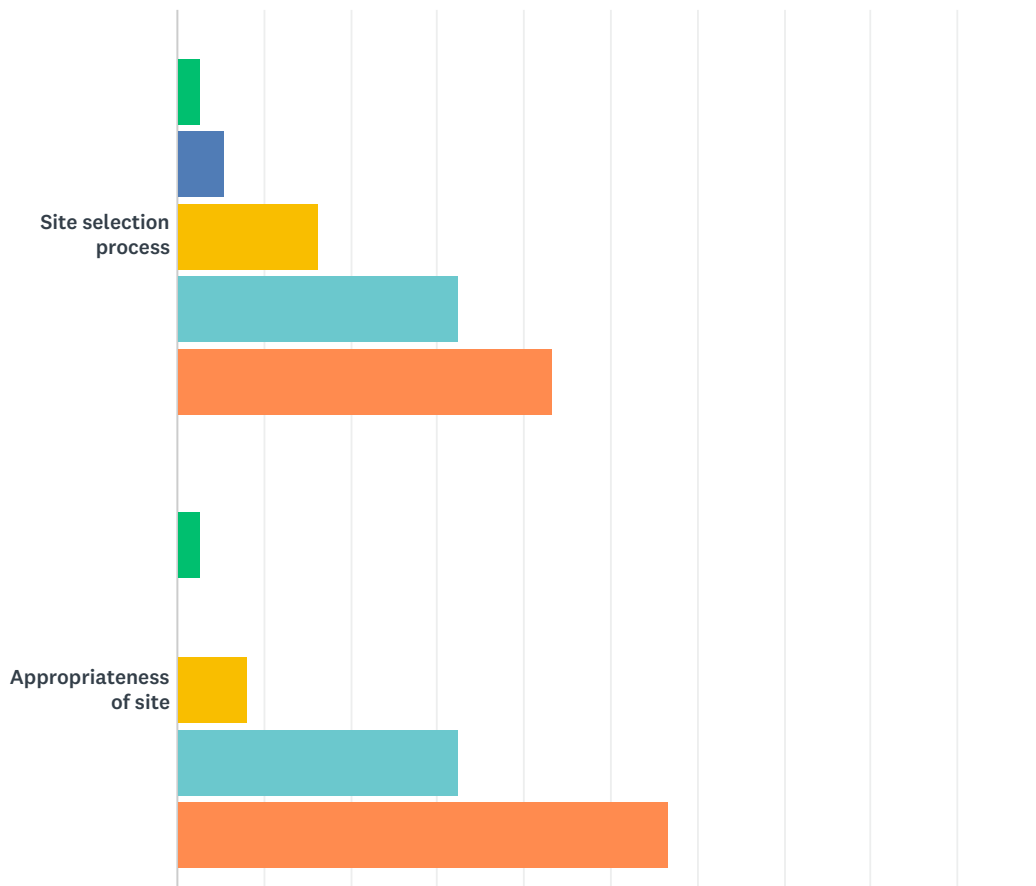
	DISSATISFIED (1)	SOMEWHAT DISSATISFIED (2)	NEUTRAL (3)	SATISFIED (4)	VERY SATISFIED (5)	TOTAL
Site selection process	5.41% 2	10.81% 4	16.22% 6	27.03% 10	40.54% 15	37
Appropriateness of site	0.00% 0	2.78% 1	13.89% 5	27.78% 10	55.56% 20	36
Quality of supervision offered by faculty member in class	2.70% 1	0.00% 0	0.00% 0	29.73% 11	67.57% 25	37
Quality of supervision offered by faculty member in individual supervision	0.00% 0	0.00% 0	0.00% 0	37.84% 14	62.16% 23	37
Quality of supervision offered by site supervisor	13.51% 5	2.70% 1	5.41% 2	21.62% 8	56.76% 21	37

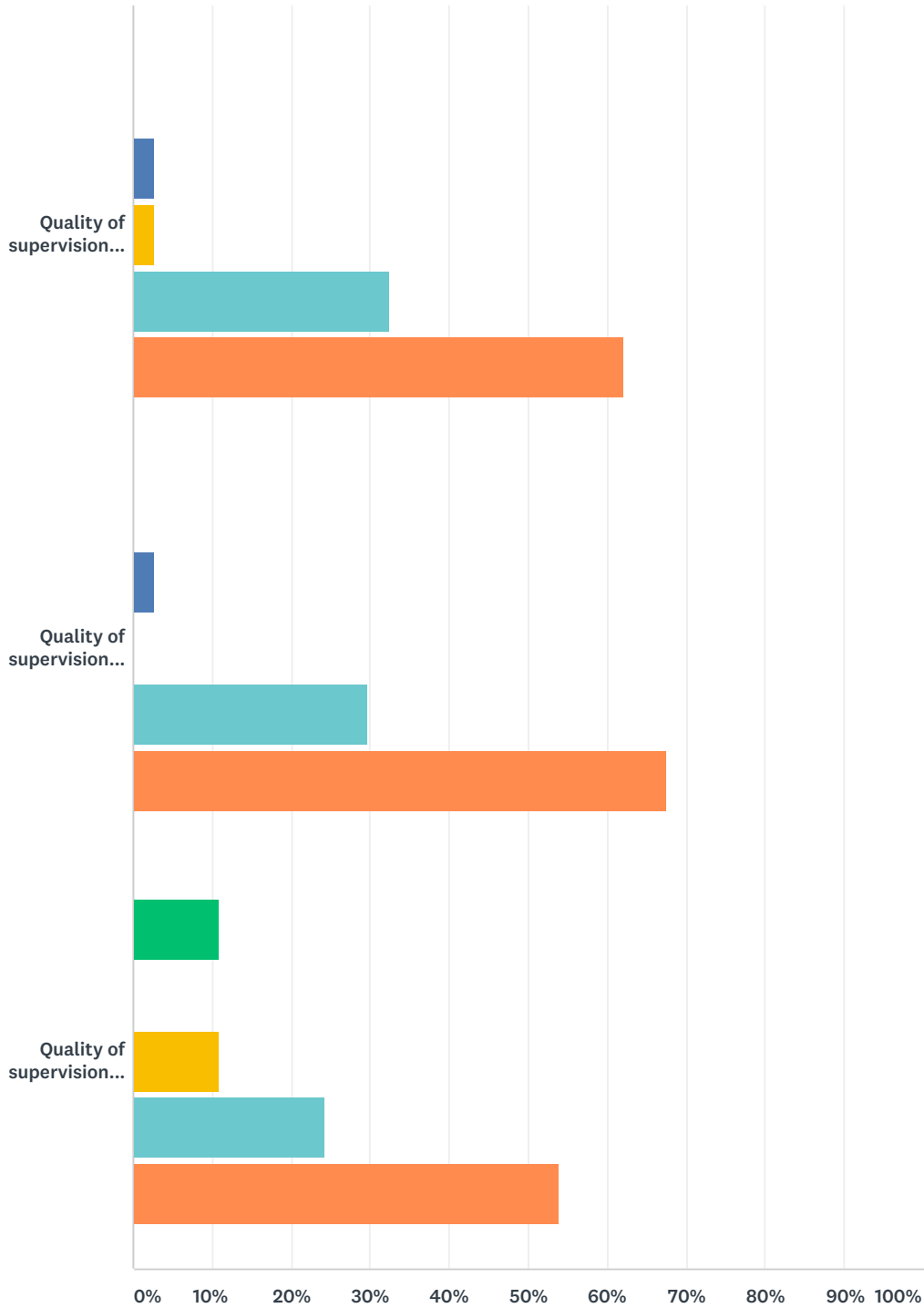
Q13 Comments about your Practicum experience.

Answered: 16 Skipped: 21

Q14 Please rate the following aspects of your Internship I experience:

Answered: 37 Skipped: 0





■ Dissatisfied (1)
 ■ Somewhat Dissatisfied (2)
 ■ Neutral (3)
■ Satisfied (4)
 ■ Very Satisfied (5)

	DISSATISFIED (1)	SOMEWHAT DISSATISFIED (2)	NEUTRAL (3)	SATISFIED (4)	VERY SATISFIED (5)	TOTAL
Site selection process	2.70% 1	5.41% 2	16.22% 6	32.43% 12	43.24% 16	37
Appropriateness of site	2.70% 1	0.00% 0	8.11% 3	32.43% 12	56.76% 21	37

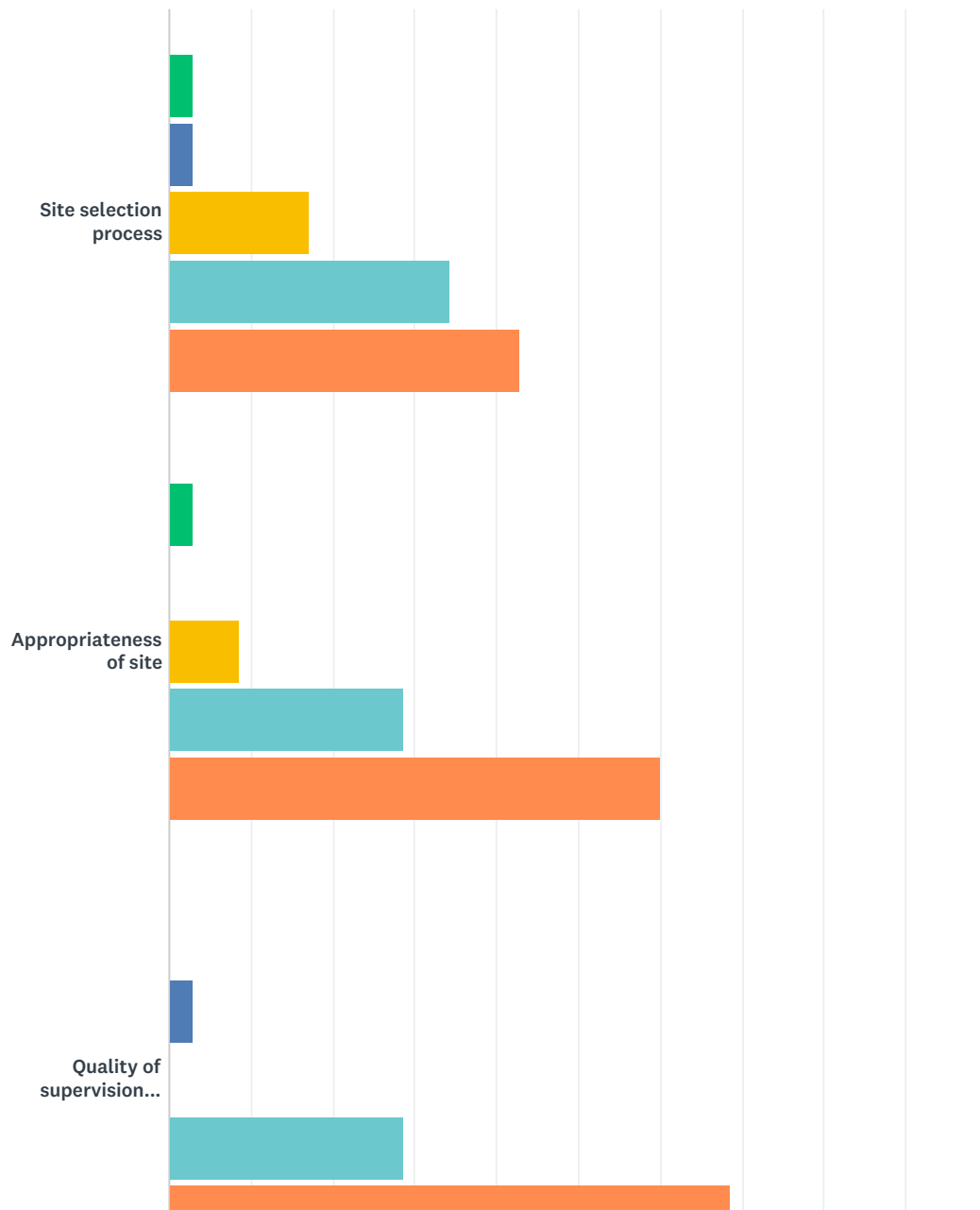
Quality of supervision offered by faculty member in class	0.00% 0	2.70% 1	2.70% 1	32.43% 12	62.16% 23	37
Quality of supervision offered by faculty member in individual supervision	0.00% 0	2.70% 1	0.00% 0	29.73% 11	67.57% 25	37
Quality of supervision offered by site supervisor	10.81% 4	0.00% 0	10.81% 4	24.32% 9	54.05% 20	37

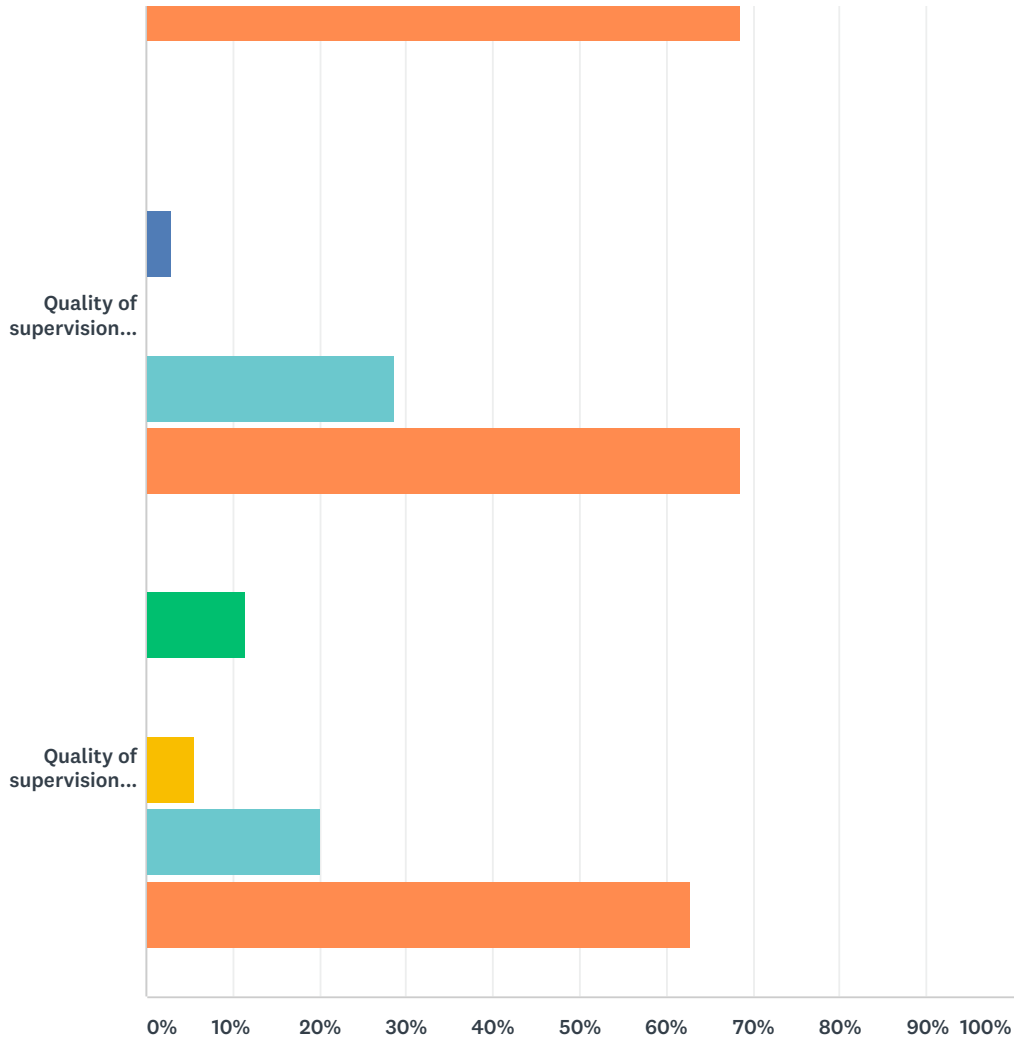
Q15 Comments about your Internship I experience.

Answered: 13 Skipped: 24

Q16 Please rate the following aspects of your Internship II experience:

Answered: 35 Skipped: 2





■ Dissatisfied (1)
 ■ Somewhat Dissatisfied (2)
 ■ Neutral (3)
 ■ Satisfied (4)
 ■ Very Satisfied (5)

	DISSATISFIED (1)	SOMEWHAT DISSATISFIED (2)	NEUTRAL (3)	SATISFIED (4)	VERY SATISFIED (5)	TOTAL
Site selection process	2.86% 1	2.86% 1	17.14% 6	34.29% 12	42.86% 15	35
Appropriateness of site	2.86% 1	0.00% 0	8.57% 3	28.57% 10	60.00% 21	35
Quality of supervision offered by faculty member in class	0.00% 0	2.86% 1	0.00% 0	28.57% 10	68.57% 24	35
Quality of supervision offered by faculty member in individual supervision	0.00% 0	2.86% 1	0.00% 0	28.57% 10	68.57% 24	35
Quality of supervision offered by site supervisor	11.43% 4	0.00% 0	5.71% 2	20.00% 7	62.86% 22	35

Q17 Comments about your Internship II experience.

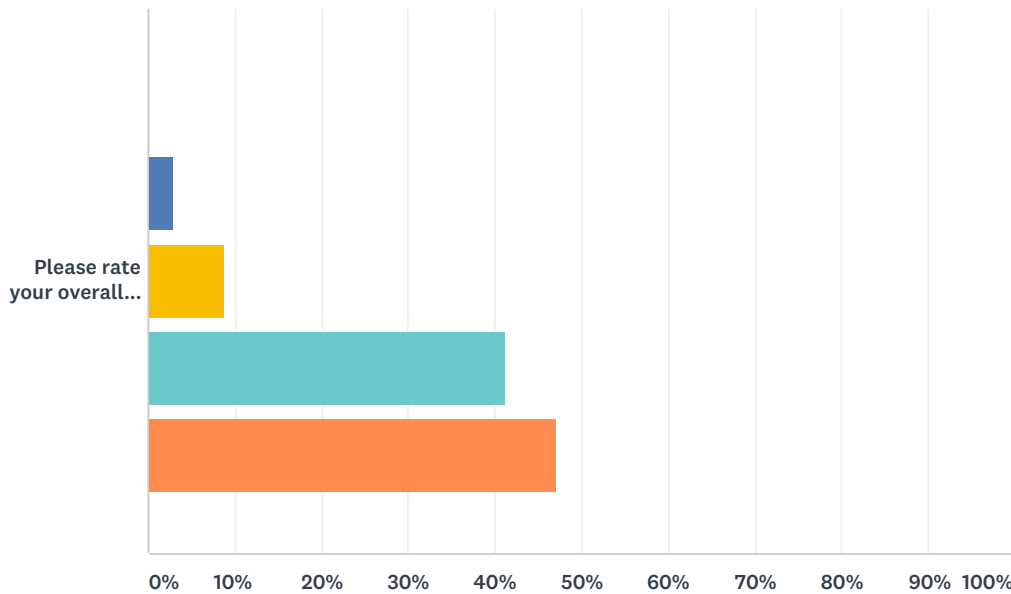
Answered: 13 Skipped: 24

Q18 Please elaborate on differences in satisfaction in the categories above based upon your different internship settings (if applicable):

Answered: 11 Skipped: 26

Q19 Please rate your overall satisfaction with the Counseling program at St. John's University.

Answered: 34 Skipped: 3



■ Dissatisfied (1)
 ■ Somewhat Dissatisfied (2)
 ■ Neutral (3)
 ■ Satisfied (4)
 ■ Very Satisfied (5)

	DISSATISFIED (1)	SOMEWHAT DISSATISFIED (2)	NEUTRAL (3)	SATISFIED (4)	VERY SATISFIED (5)	TOTAL
Please rate your overall satisfaction with the Counseling program at St. John's University.	0.00%	2.94%	8.82%	41.18%	47.06%	34
	0	1	3	14	16	

Q20 What do you see as the strengths of the Counseling Program at St. John's University?

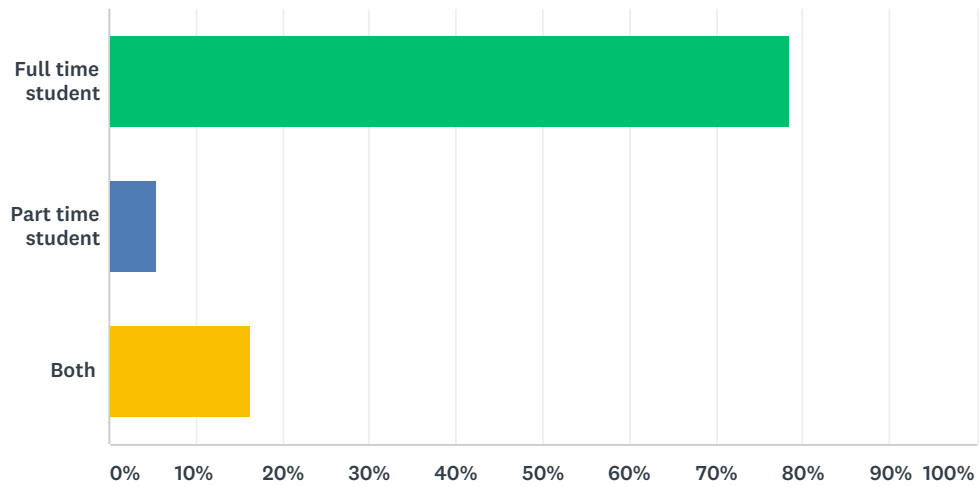
Answered: 22 Skipped: 15

Q21 How would you recommend that the Counseling Program be changed or improved?

Answered: 23 Skipped: 14

Q22 During your time in the counseling program, were you

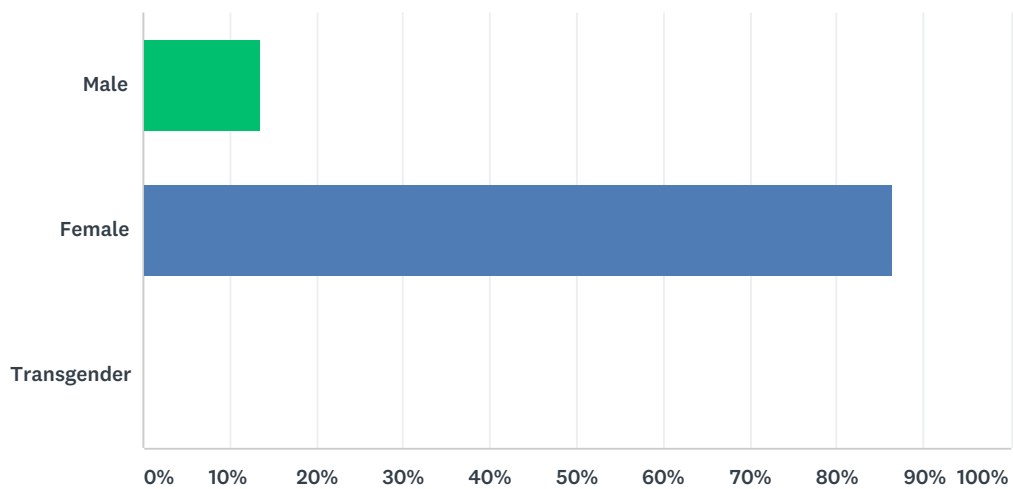
Answered: 37 Skipped: 0



ANSWER CHOICES	RESPONSES
Full time student	78.38% 29
Part time student	5.41% 2
Both	16.22% 6
TOTAL	37

Q23 What is your gender?

Answered: 37 Skipped: 0

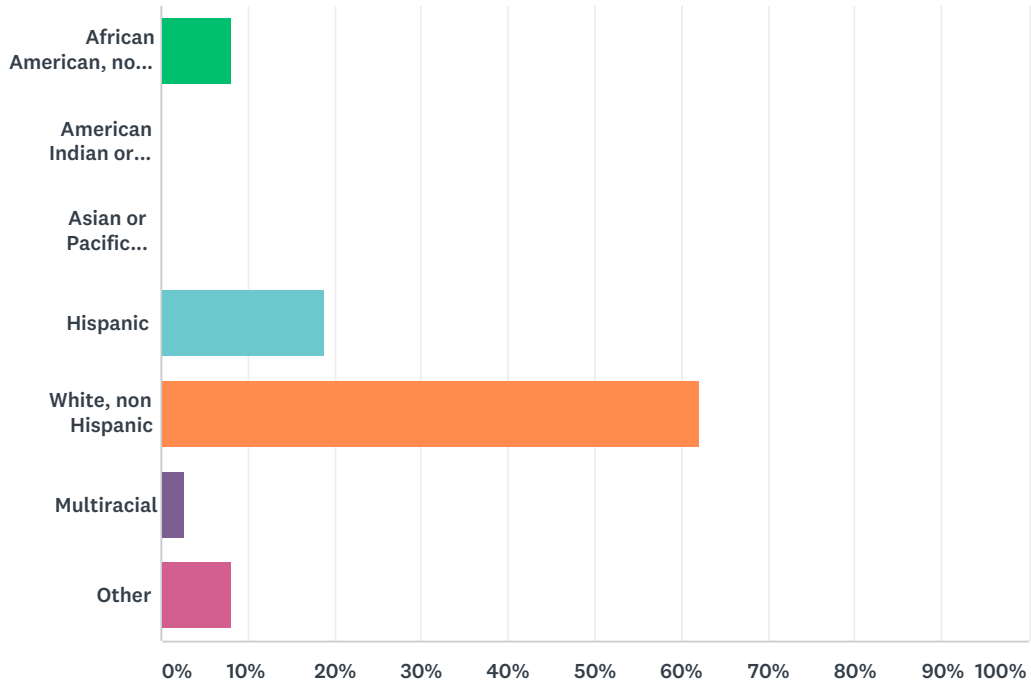


ANSWER CHOICES	RESPONSES
Male	13.51% 5
Female	86.49% 32

Transgender	0.00%	0
TOTAL		37

Q24 What is your ethnicity?

Answered: 37 Skipped: 0



ANSWER CHOICES	RESPONSES	
African American, non Hispanic	8.11%	3
American Indian or Alaskan Native	0.00%	0
Asian or Pacific Islander	0.00%	0
Hispanic	18.92%	7
White, non Hispanic	62.16%	23
Multiracial	2.70%	1
Other	8.11%	3
TOTAL		37