

Office of Institutional Research

Spring 2018 – Student Evaluation of Teaching

Overview

-The following are the value labels for the aggregated results pertaining to each question:

Value Labels

Question 1.1 – Course Pace

- 5 – Very Fast
- 4 – Fast
- 3 – Just about right
- 2 – Slow
- 1 – Very slow

Questions 1.2 - 1.12

- 5 – Strongly Agree
- 4 – Agree
- 3 – Somewhat Agree
- 2 – Disagree
- 1 – Strongly Disagree

Question 1.13 – Professor’s Teaching

- 5 – Excellent
- 4 – Good
- 3 – Fair
- 2 – Poor
- 1 – Very poor

For any questions related to the evaluations, please contact:

Office of Institutional Research
718-990-1869
ir@stjohns.edu

Spring 2018 - UG College of Business (46%)

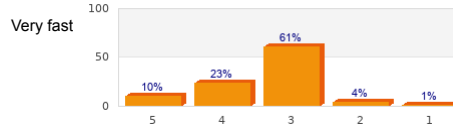
No. of responses = 2946



Survey Results

Student Evaluation of Teaching

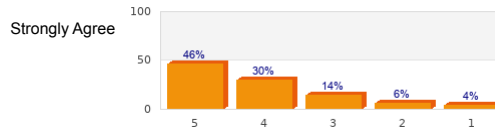
Rate the pace at which the course material was taught.



Very slow

n=2912
av.=3.37
dev.=0.77

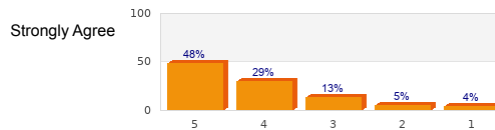
The course goals and grading procedures were clear.



Strongly Disagree

n=2927
av.=4.08
dev.=1.1
ab.=3

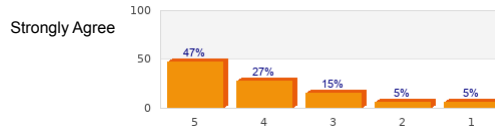
Tests, papers, and/or other assignments were graded fairly.



Strongly Disagree

n=2907
av.=4.13
dev.=1.08
ab.=23

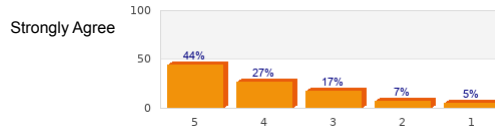
This course increased my understanding of the subject matter.



Strongly Disagree

n=2927
av.=4.05
dev.=1.15
ab.=5

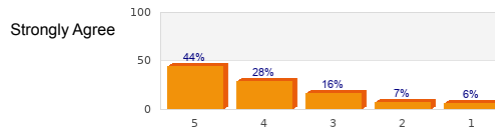
This course increased my ability to think critically.



Strongly Disagree

n=2907
av.=3.96
dev.=1.17
ab.=22

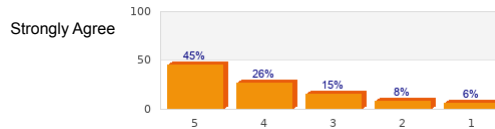
Lectures and other class activities were well organized.



Strongly Disagree

n=2917
av.=3.98
dev.=1.17
ab.=14

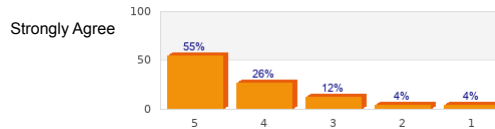
The instructor's presentations were clear and understandable.



Strongly Disagree

n=2913
av.=3.96
dev.=1.21
ab.=13

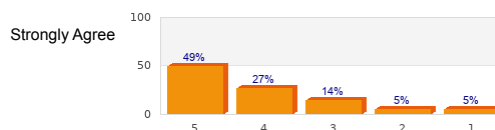
The instructor conveyed interest and enthusiasm in the subject matter.



Strongly Disagree

n=2923
av.=4.24
dev.=1.05
ab.=8

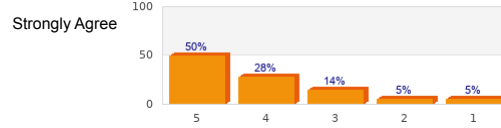
The instructor satisfactorily answered students' questions.



Strongly Disagree

n=2921
av.=4.11
dev.=1.13
ab.=10

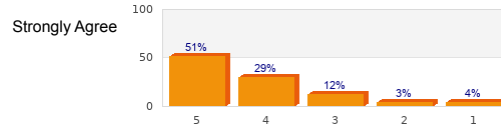
The instructor was accessible to students for extra help.



Strongly Disagree

n=2803
av.=4.13
dev.=1.1
ab.=122

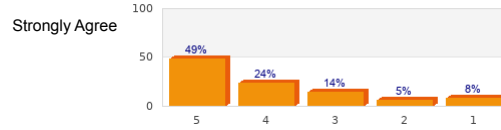
The instructor responded to students' work in a reasonable amount of time.



Strongly Disagree

n=2874
av.=4.2
dev.=1.04
ab.=50

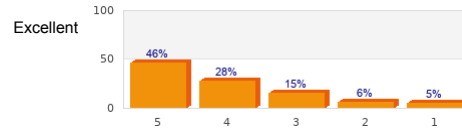
I would recommend this instructor to other students.



Strongly Disagree

n=2874
av.=4.01
dev.=1.24
ab.=9

Rate this professor's teaching.



Very poor

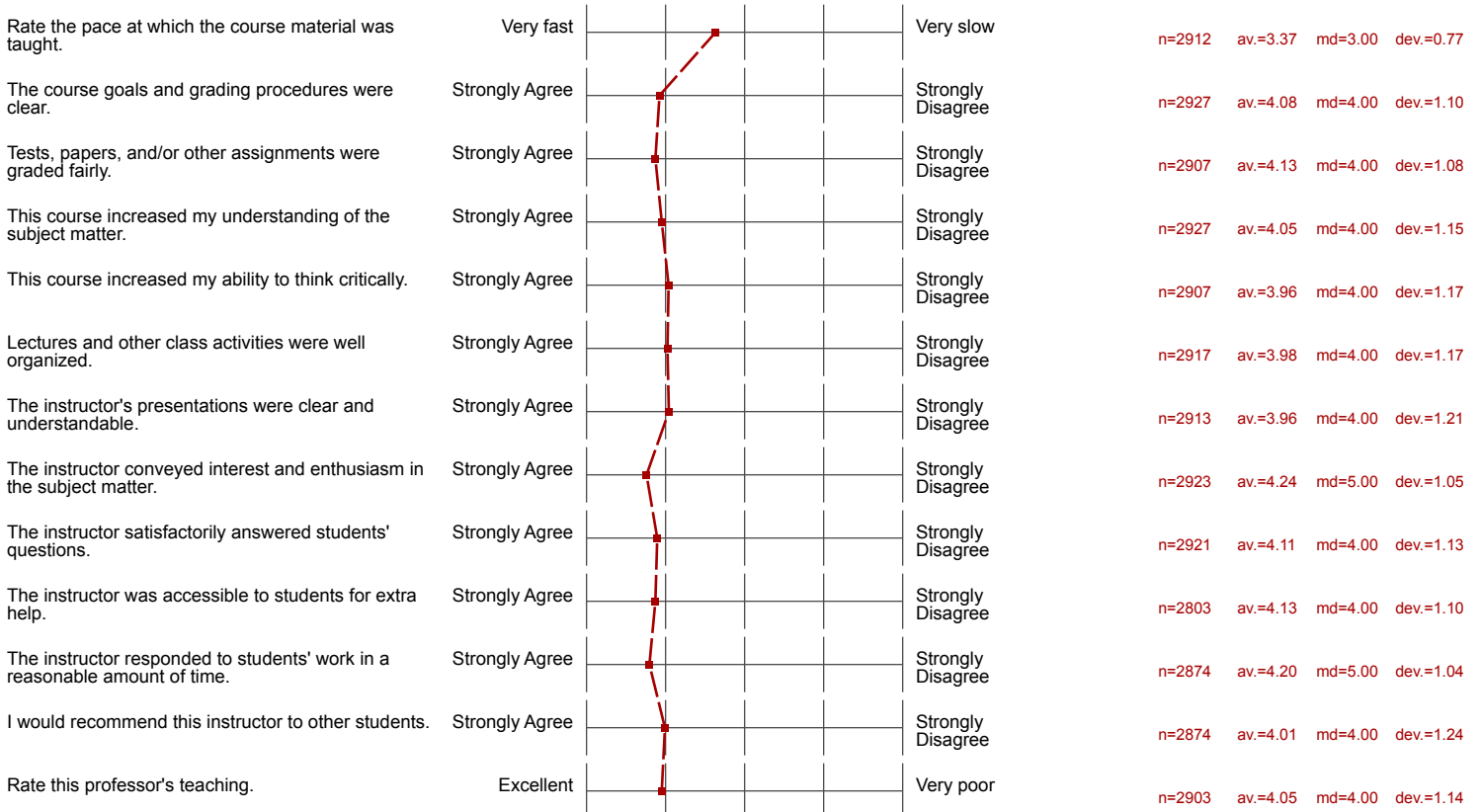
n=2903
av.=4.05
dev.=1.14

Profile

Compilation: Spring 2018 - UG College of Business (46%)

Values used in the profile line: Mean

Student Evaluation of Teaching



Profile

Compilation: Spring 2018 - UG College of Business (46%)

Comparative line:
Compilation: Spring 2018 - UG SJU (44%)

Values used in the profile line: Mean

Student Evaluation of Teaching

