

Office of Institutional Research

Spring 2016 – Student Evaluation of Teaching

Overview

-The following are the value labels for the aggregated results pertaining to each question:

Value Labels

Questions 1.1 - 1.11

- 5 – Strongly Agree
- 4 – Agree
- 3 – Somewhat Agree
- 2 – Disagree
- 1 – Strongly Disagree

Question 1.12 – Course Pace

- 5 – Very Fast
- 4 – Fast
- 3 – Just about right
- 2 – Slow
- 1 – Very slow

Question 1.13 – Professor’s Teaching

- 5 – Excellent
- 4 – Good
- 3 – Fair
- 2 – Poor
- 1 – Very poor

For any questions related to the evaluations, please contact:

Office of Institutional Research
718-990-1869
ir@stjohns.edu

Spring 2016 - UG College of Business (46%)

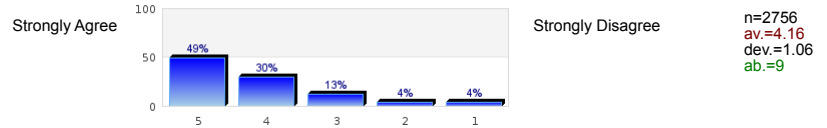
No. of responses = 2789



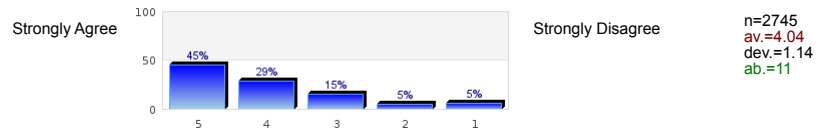
Survey Results

Student Evaluation of Teaching

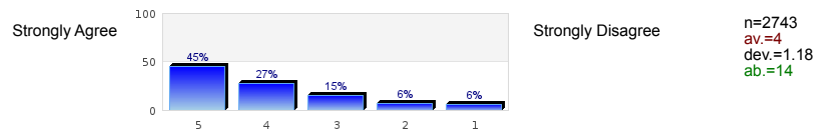
The course goals and grading procedures were clear.



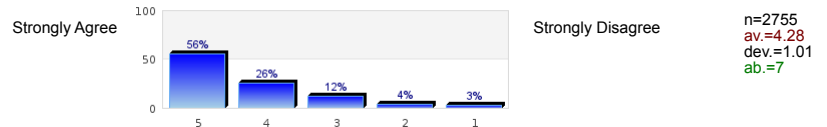
Lectures and other class activities were well organized.



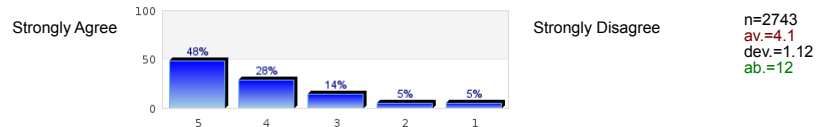
The instructor's presentations were clear and understandable.



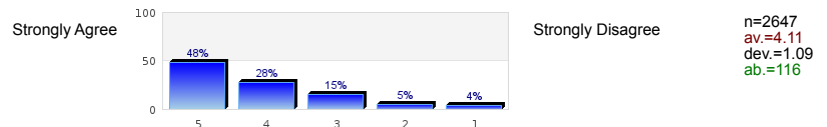
The instructor conveyed interest and enthusiasm in the subject matter.



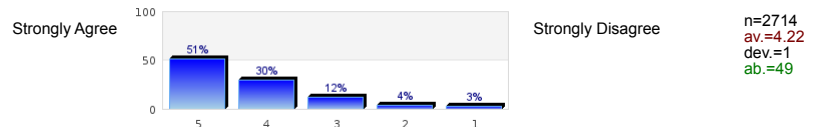
The instructor satisfactorily answered students' questions.



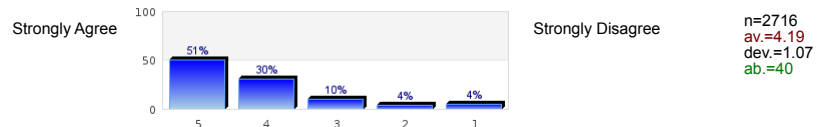
The instructor was accessible to students for extra help.



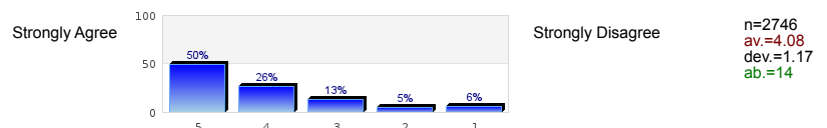
The instructor responded to students' work in a reasonable amount of time.



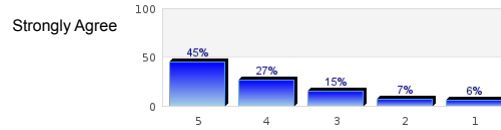
Tests, papers, and/or other assignments were graded fairly.



This course increased my understanding of the subject matter.



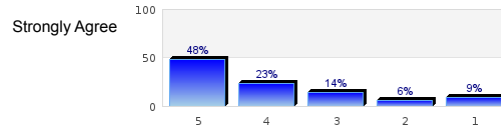
This course increased my ability to think critically.



Strongly Disagree

n=2720
av.=3.97
dev.=1.2
ab.=32

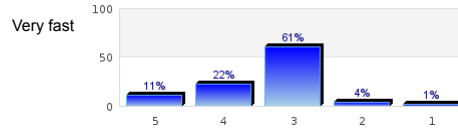
I would recommend this instructor to other students.



Strongly Disagree

n=2711
av.=3.96
dev.=1.28
ab.=23

Rate the pace at which the course material was taught.

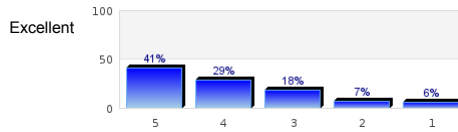


Very fast

Very slow

n=2739
av.=3.38
dev.=0.79

Rate this professor's teaching.



Excellent

Very poor


n=2749
av.=3.93
dev.=1.17

Profile

Compilation: Spring 2016 - UG College of Business (46%)

Values used in the profile line: Mean

Student Evaluation of Teaching



Profile

█ **Compilation:** Spring 2016 - UG College of Business (46%)
█ **Comparative line:**
█ **Compilation:** Spring 2016 - UG St. John's University (45%)

Values used in the profile line: Mean

Student Evaluation of Teaching

