

Office of Institutional Research

Fall 2016 – Student Evaluation of Teaching

Overview

-The following are the value labels for the aggregated results pertaining to each question:

Value Labels

Question 1.1 – Course Pace

- 5 – Very Fast
- 4 – Fast
- 3 – Just about right
- 2 – Slow
- 1 – Very slow

Questions 1.2 - 1.12

- 5 – Strongly Agree
- 4 – Agree
- 3 – Somewhat Agree
- 2 – Disagree
- 1 – Strongly Disagree

Question 1.13 – Professor’s Teaching

- 5 – Excellent
- 4 – Good
- 3 – Fair
- 2 – Poor
- 1 – Very poor

For any questions related to the evaluations, please contact:

Office of Institutional Research
718-990-1869
ir@stjohns.edu

Fall 2016 - UG College of Business (49%)

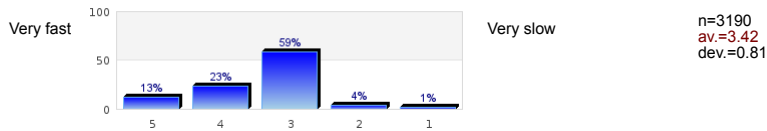
No. of responses = 3224



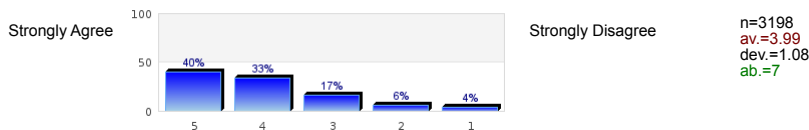
Survey Results

Student Evaluation of Teaching

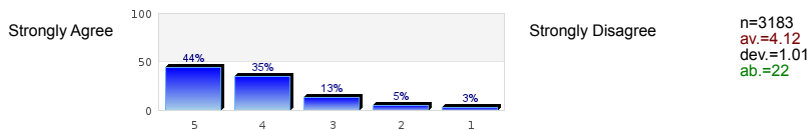
Rate the pace at which the course material was taught.



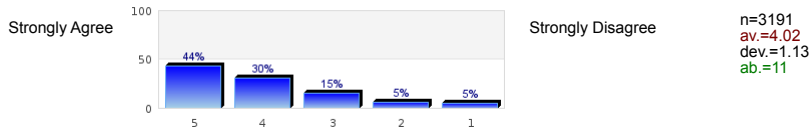
The course goals and grading procedures were clear.



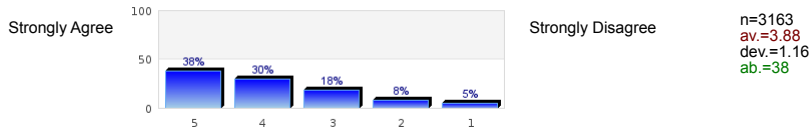
Tests, papers, and/or other assignments were graded fairly.



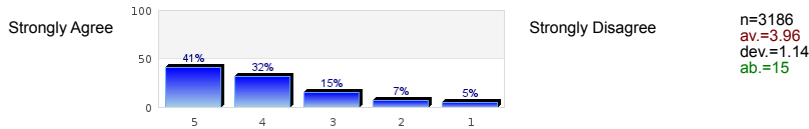
This course increased my understanding of the subject matter.



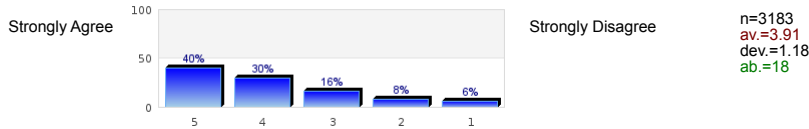
This course increased my ability to think critically.



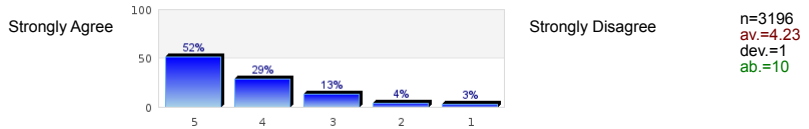
Lectures and other class activities were well organized.



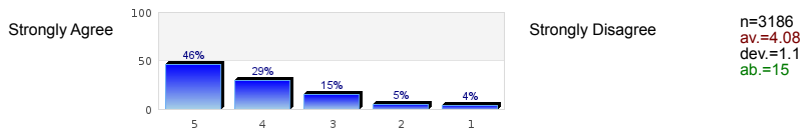
The instructor's presentations were clear and understandable.



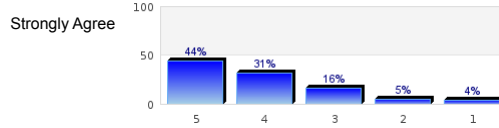
The instructor conveyed interest and enthusiasm in the subject matter.



The instructor satisfactorily answered students' questions.



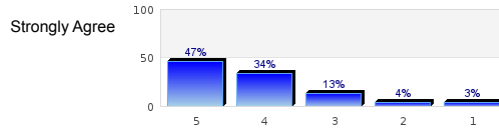
The instructor was accessible to students for extra help.



Strongly Disagree

n=3050
av.=4.06
dev.=1.07
ab.=152

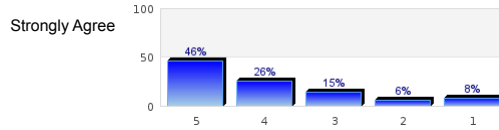
The instructor responded to students' work in a reasonable amount of time.



Strongly Disagree

n=3139
av.=4.16
dev.=1.01
ab.=54

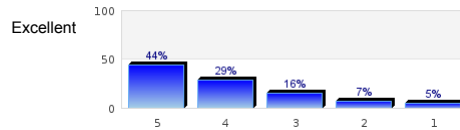
I would recommend this instructor to other students.



Strongly Disagree

n=3171
av.=3.95
dev.=1.25
ab.=10

Rate this professor's teaching.



Very poor


n=3174
av.=4.01
dev.=1.13

Profile

Compilation: Fall 2016 - UG College of Business (49%)

Values used in the profile line: Mean

Student Evaluation of Teaching



Profile

Compilation: Fall 2016 - UG College of Business (49%)

Comparative line:
Compilation: Fall 2016 - UG St. John's University (51%)

Values used in the profile line: Mean

Student Evaluation of Teaching

