

## Office of Institutional Research

### Fall 2015 – Student Evaluation of Teaching

#### Overview

-The following are the value labels for the aggregated results pertaining to each question:

#### Value Labels

##### Questions 1.1 - 1.11

- 5 – Strongly Agree
- 4 – Agree
- 3 – Somewhat Agree
- 2 – Disagree
- 1 – Strongly Disagree

##### Question 1.12 – Course Pace

- 5 – Very Fast
- 4 – Fast
- 3 – Just about right
- 2 – Slow
- 1 – Very slow

##### Question 1.13 – Professor’s Teaching

- 5 – Excellent
- 4 – Good
- 3 – Fair
- 2 – Poor
- 1 – Very poor

For any questions related to the evaluations, please contact:

Office of Institutional Research  
718-990-1869  
ir@stjohns.edu

# Fall 2015 - GR School of Business (62%)

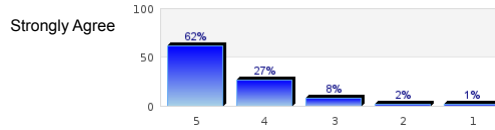
No. of responses = 913



## Survey Results

### Student Evaluation of Teaching

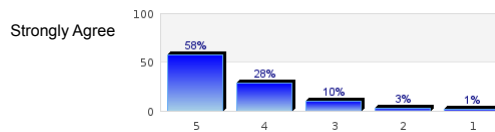
The course goals and grading procedures were clear.



Strongly Disagree

n=910  
av.=4.46  
dev.=0.82  
ab.=2

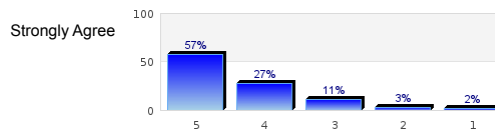
Lectures and other class activities were well organized.



Strongly Disagree

n=910  
av.=4.39  
dev.=0.87  
ab.=2

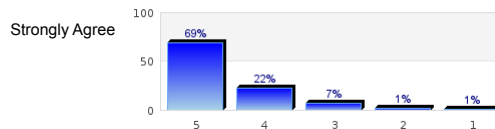
The instructor's presentations were clear and understandable.



Strongly Disagree

n=902  
av.=4.35  
dev.=0.92  
ab.=4

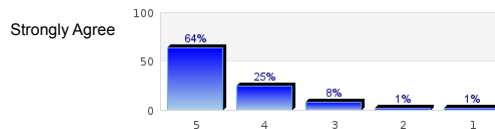
The instructor conveyed interest and enthusiasm in the subject matter.



Strongly Disagree

n=909  
av.=4.57  
dev.=0.73  
ab.=2

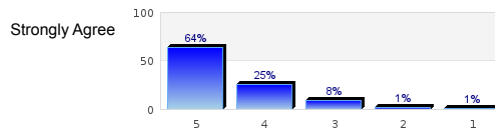
The instructor satisfactorily answered students' questions.



Strongly Disagree

n=907  
av.=4.49  
dev.=0.81  
ab.=3

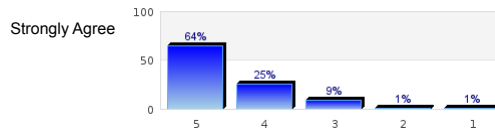
The instructor was accessible to students for extra help.



Strongly Disagree

n=887  
av.=4.49  
dev.=0.79  
ab.=24

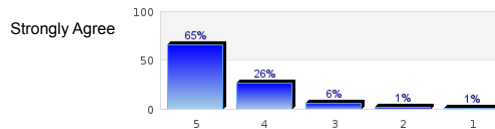
The instructor responded to students' work in a reasonable amount of time.



Strongly Disagree

n=900  
av.=4.51  
dev.=0.77  
ab.=10

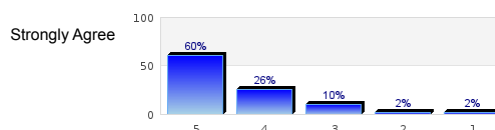
Tests, papers, and/or other assignments were graded fairly.



Strongly Disagree

n=892  
av.=4.54  
dev.=0.74  
ab.=19

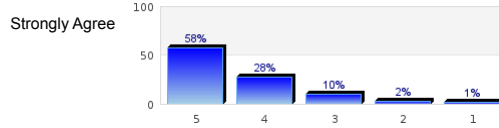
This course increased my understanding of the subject matter.



Strongly Disagree

n=908  
av.=4.41  
dev.=0.88  
ab.=2

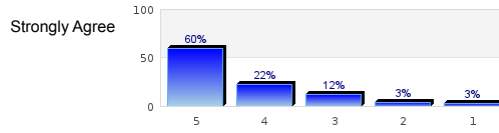
This course increased my ability to think critically.



Strongly Disagree

n=906  
av.=4.38  
dev.=0.87  
ab.=5

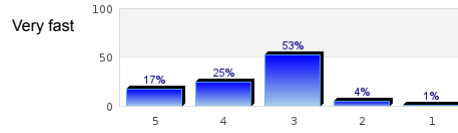
I would recommend this instructor to other students.



Strongly Disagree

n=900  
av.=4.32  
dev.=1.01  
ab.=5

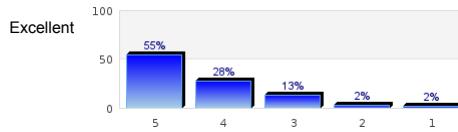
Rate the pace at which the course material was taught.



Very slow

n=904  
av.=3.53  
dev.=0.86

Rate this professor's teaching.



Very poor


n=905  
av.=4.32  
dev.=0.91

# Profile

Compilation: **Fall 2015 - GR School of Business (62%)**

Values used in the profile line: Mean

## Student Evaluation of Teaching



# Profile

Compilation: Fall 2015 - GR School of Business (62%)

Comparative line:  
Compilation: Fall 2015 - GR St. John's University (62%)

Values used in the profile line: Mean

## Student Evaluation of Teaching

