

Office of Institutional Research
Fall 2013 - St. John's Student Course Evaluations

Overview:

-The report starts with a graph representing **overall indicators**, which are the average scores of various questions on the course evaluation.

- Section A:	“Course Organization and Planning”	(questions 1-3)
- Section B:	“Communication”	(questions 4-6)
- Section C:	“Faculty-Student Interaction”	(questions 7-9)
- Section D:	“Assignments, Exams, and Grading”	(questions 10-14)
- Section E:	“Instructional Methods”	(questions 15-16)
- Section F:	“Course Outcomes”	(questions 17-19)
- Section G:	“Student Effort and Involvement”	(questions 20-22)
- Section H:	“Course Difficulty, Work Load, and Pace”	(questions 23-25)
- Section I:	“Overall Evaluation”	(question 26)

-Each question is then individually assessed using the following scales. Appropriate comparative results are also shown. The percentages next to the name of the college/unit represent the response rate.

-The following are the value labels for the aggregated results pertaining to each question:

Value Labels

Questions 1-22:

- 5 = Strongly Agree
- 4 = Agree
- 3 = Somewhat Agree
- 2 = Disagree
- 1 = Strongly Disagree

Question 23 - Course Difficulty:

- 5 = Very Difficult
- 4 = Difficult
- 3 = About Right
- 2 = Easy
- 1 = Very Easy

Question 24 - Course Pace:

- 5 = Very Fast
- 4 = Fast
- 3 = Just about right
- 2 = Slow
- 1 = Very Slow

Question 25 - Study Hours:

- 5 = 8 or more hours
- 4 = 6 to 7
- 3 = 4 to 5
- 2 = 2 to 3
- 1 = Under 1 hour

Question 26 - Overall Evaluation:

- 5 = Excellent
- 4 = Good
- 3 = Fair
- 2 = Poor
- 1 = Very Poor

For any questions related to course evaluations, please contact:

Steven W. Glogocheski
Associate Director of Academic Assessment
718-990-6998
glogochs@stjohns.edu

GR College of Business (59%)

No. of responses = 999



Overall indicators

A. Course Organization and Planning		av.=4.48 dev.=0.85
B. Communication		av.=4.42 dev.=0.92
C. Faculty-Student Interaction		av.=4.48 dev.=0.86
D. Assignments, Exams, and Grading		av.=4.52 dev.=0.82
E. Instructional Methods		av.=4.49 dev.=0.85
F. Course Outcomes		av.=4.38 dev.=0.99
G. Student Effort and Involvement		av.=4.67 dev.=0.62
H. Course Difficulty, Work Load, and Pace		av.=3.27 dev.=0.85
I. Overall Evaluation		av.=4.18 dev.=0.96

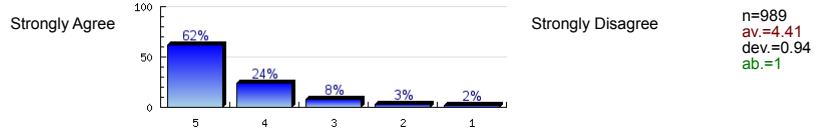
Survey Results

A. Course Organization and Planning

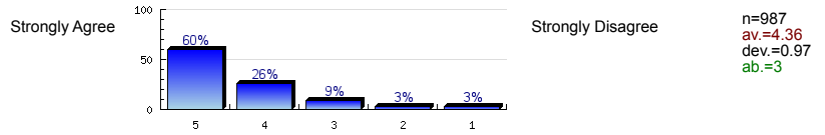
1. The course goals, objectives, and grading procedures were clearly explained.	Strongly Agree		Strongly Disagree	n=994 av.=4.48 dev.=0.85
2. Lectures and other class activities were well organized.	Strongly Agree		Strongly Disagree	n=991 av.=4.43 dev.=0.9
3. The instructor was regularly punctual and regularly kept the class for the full class time.	Strongly Agree		Strongly Disagree	n=991 av.=4.54 dev.=0.81

B. Communication

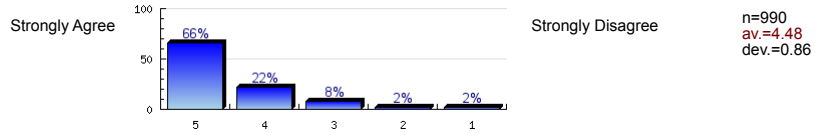
4. The instructor's presentations were clear and understandable.



5. The instructor adequately explained abstract or complex materials so that I understood it.

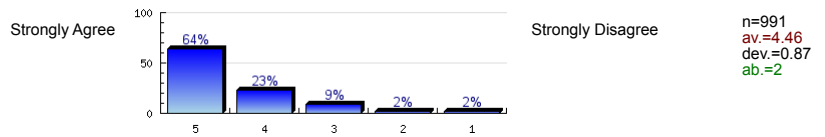


6. The instructor conveyed interest and enthusiasm in the subject matter.

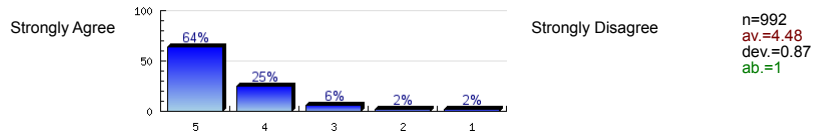


C. Faculty-Student Interaction

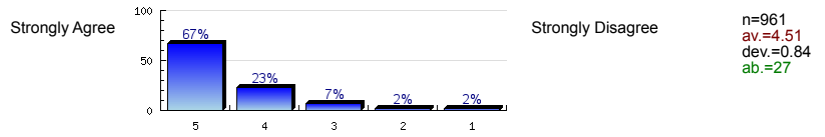
7. The instructor encouraged student discussion and participation.



8. The instructor satisfactorily answered students' questions.

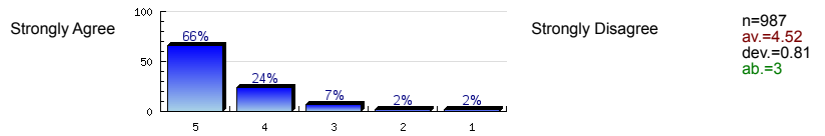


9. The instructor was accessible to students during office hours and by email.

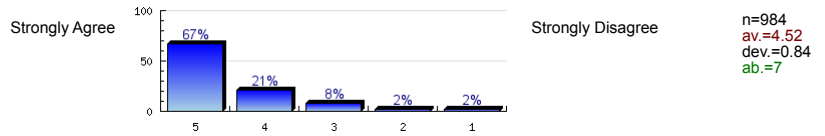


D. Assignments, Exams, and Grading

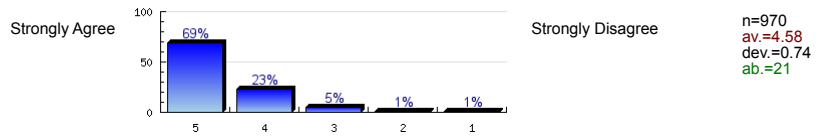
10. The instructor asked questions on the course material.



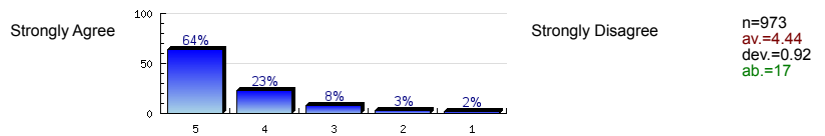
11. Students were tested on material covered in the course.



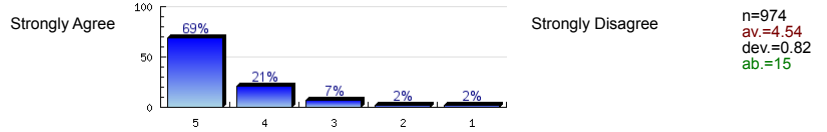
12. The instructor returned students' work in a reasonable amount of time.



13. The instructor provided sufficient feedback on tests and papers.

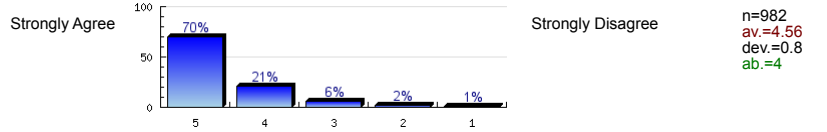


14. Tests, papers, and other assignments were graded fairly.

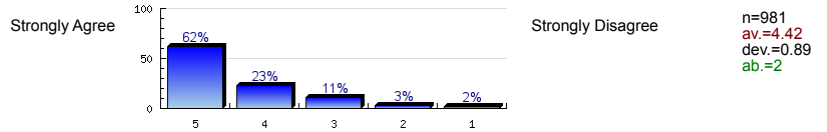


E. Instructional Methods

15. The instructor made appropriate use of technology in teaching.

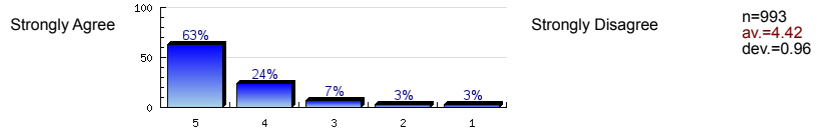


16. Students were actively involved in class discussion, group work, and other classroom activities.

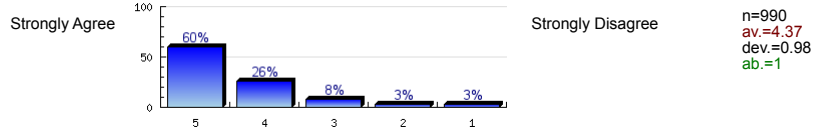


F. Course Outcomes

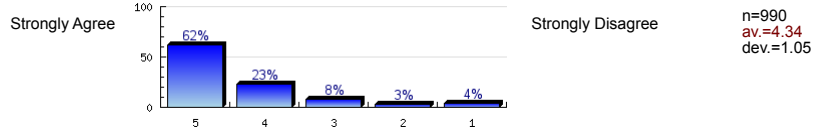
17. This course has increased my understanding of the subject matter.



18. This course increased my ability to think independently and critically.

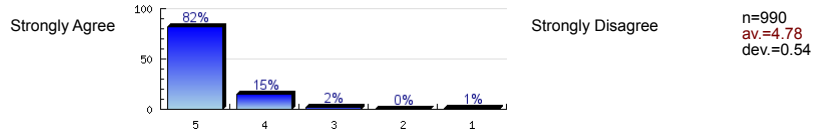


19. I would recommend this instructor to other students.

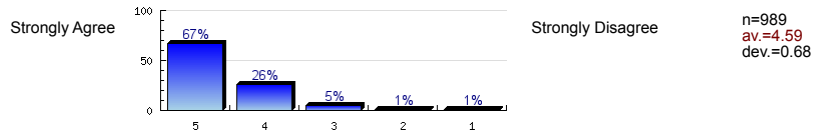


G. Student Effort and Involvement

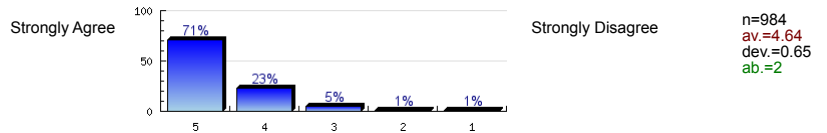
20. I attended class regularly.



21. I read the assignments and was well prepared for every class.

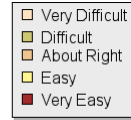
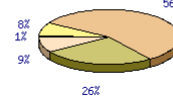


22. I spent a sufficient amount of time on assignments and research papers.



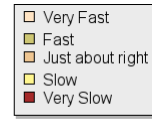
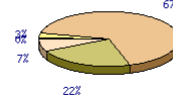
H. Course Difficulty, Work Load, and Pace

23. For my preparation and ability, this course was




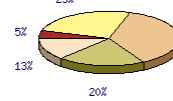
n=993
av.=3.35
dev.=0.78

24. For me, the pace at which the course materials were covered was



n=990
av.=3.33
dev.=0.68

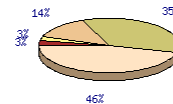
25. In a typical 7-day week, how many hours did you spend preparing for this course (studying, reading, doing homework or other academic activities)?



n=993
av.=3.12
dev.=1.08

I. Overall Evaluation

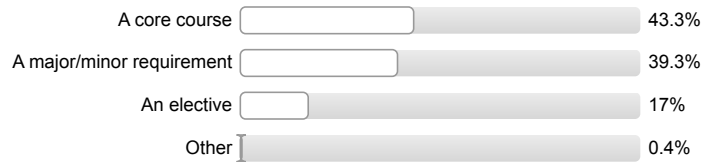
26. Rate the quality of this course as it contributed to your learning:



n=992
av.=4.18
dev.=0.96

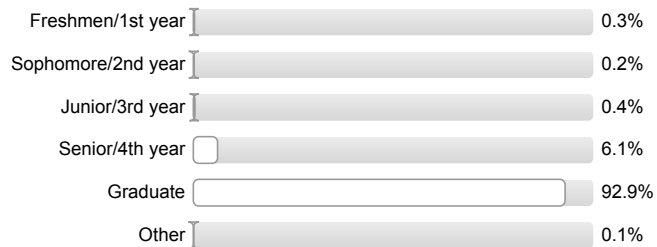
K. Student Information

30. For you, this course is



n=990

31. Your class level:



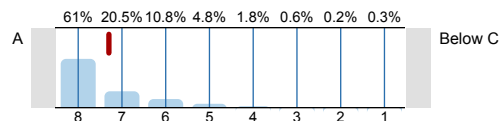
n=991

32. Your sex:



n=972

33. What grade do you expect for this course?



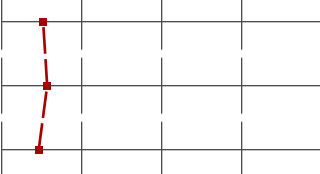


n=992
av.=7.3
dev.=1.11

Profile




Compilation: GR College of Business (59%)

Values used in the profile line: Mean




A. Course Organization and Planning

1. The course goals, objectives, and grading procedures were clearly explained.	Strongly Agree		Strongly Disagree	n=994	av.=4.48	md=5.00	dev.=0.85
2. Lectures and other class activities were well organized.	Strongly Agree		Strongly Disagree	n=991	av.=4.43	md=5.00	dev.=0.90
3. The instructor was regularly punctual and regularly kept the class for the full class time.	Strongly Agree		Strongly Disagree	n=991	av.=4.54	md=5.00	dev.=0.81






B. Communication

4. The instructor's presentations were clear and understandable.	Strongly Agree		Strongly Disagree	n=989	av.=4.41	md=5.00	dev.=0.94
5. The instructor adequately explained abstract or complex materials so that I understood it.	Strongly Agree		Strongly Disagree	n=987	av.=4.36	md=5.00	dev.=0.97
6. The instructor conveyed interest and enthusiasm in the subject matter.	Strongly Agree		Strongly Disagree	n=990	av.=4.48	md=5.00	dev.=0.86

C. Faculty-Student Interaction

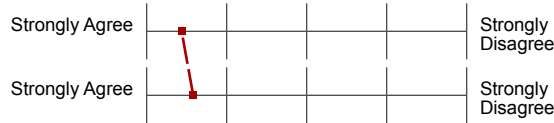
7. The instructor encouraged student discussion and participation.	Strongly Agree		Strongly Disagree	n=991	av.=4.46	md=5.00	dev.=0.87
8. The instructor satisfactorily answered students' questions.	Strongly Agree		Strongly Disagree	n=992	av.=4.48	md=5.00	dev.=0.87
9. The instructor was accessible to students during office hours and by email.	Strongly Agree		Strongly Disagree	n=961	av.=4.51	md=5.00	dev.=0.84

D. Assignments, Exams, and Grading

10. The instructor asked questions on the course material.	Strongly Agree		Strongly Disagree	n=987	av.=4.52	md=5.00	dev.=0.81
11. Students were tested on material covered in the course.	Strongly Agree		Strongly Disagree	n=984	av.=4.52	md=5.00	dev.=0.84
12. The instructor returned students' work in a reasonable amount of time.	Strongly Agree		Strongly Disagree	n=970	av.=4.58	md=5.00	dev.=0.74
13. The instructor provided sufficient feedback on tests and papers.	Strongly Agree		Strongly Disagree	n=973	av.=4.44	md=5.00	dev.=0.92
14. Tests, papers, and other assignments were graded fairly.	Strongly Agree		Strongly Disagree	n=974	av.=4.54	md=5.00	dev.=0.82

E. Instructional Methods

15. The instructor made appropriate use of technology in teaching.



n=982 av.=4.56 md=5.00 dev.=0.80

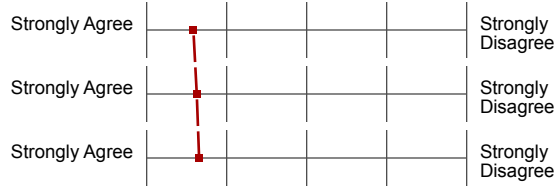
16. Students were actively involved in class discussion, group work, and other classroom activities.



n=981 av.=4.42 md=5.00 dev.=0.89

F. Course Outcomes

17. This course has increased my understanding of the subject matter.



n=993 av.=4.42 md=5.00 dev.=0.96

18. This course increased my ability to think independently and critically.



n=990 av.=4.37 md=5.00 dev.=0.98

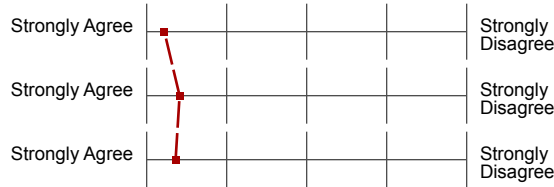
19. I would recommend this instructor to other students.



n=990 av.=4.34 md=5.00 dev.=1.05


G. Student Effort and Involvement

20. I attended class regularly.




n=990 av.=4.78 md=5.00 dev.=0.54

21. I read the assignments and was well prepared for every class.



n=989 av.=4.59 md=5.00 dev.=0.68

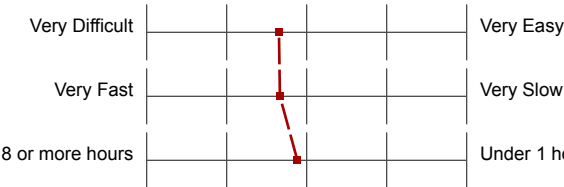
22. I spent a sufficient amount of time on assignments and research papers.



n=984 av.=4.64 md=5.00 dev.=0.65

H. Course Difficulty, Work Load, and Pace

23. For my preparation and ability, this course was



n=993 av.=3.35 md=3.00 dev.=0.78

24. For me, the pace at which the course materials were covered was



n=990 av.=3.33 md=3.00 dev.=0.68

25. In a typical 7-day week, how many hours did you spend preparing for this course (studying, reading, doing homework or other academic



n=993 av.=3.12 md=3.00 dev.=1.08

I. Overall Evaluation

26. Rate the quality of this course as it contributed to your learning:



n=992 av.=4.18 md=4.00 dev.=0.96

K. Student Information

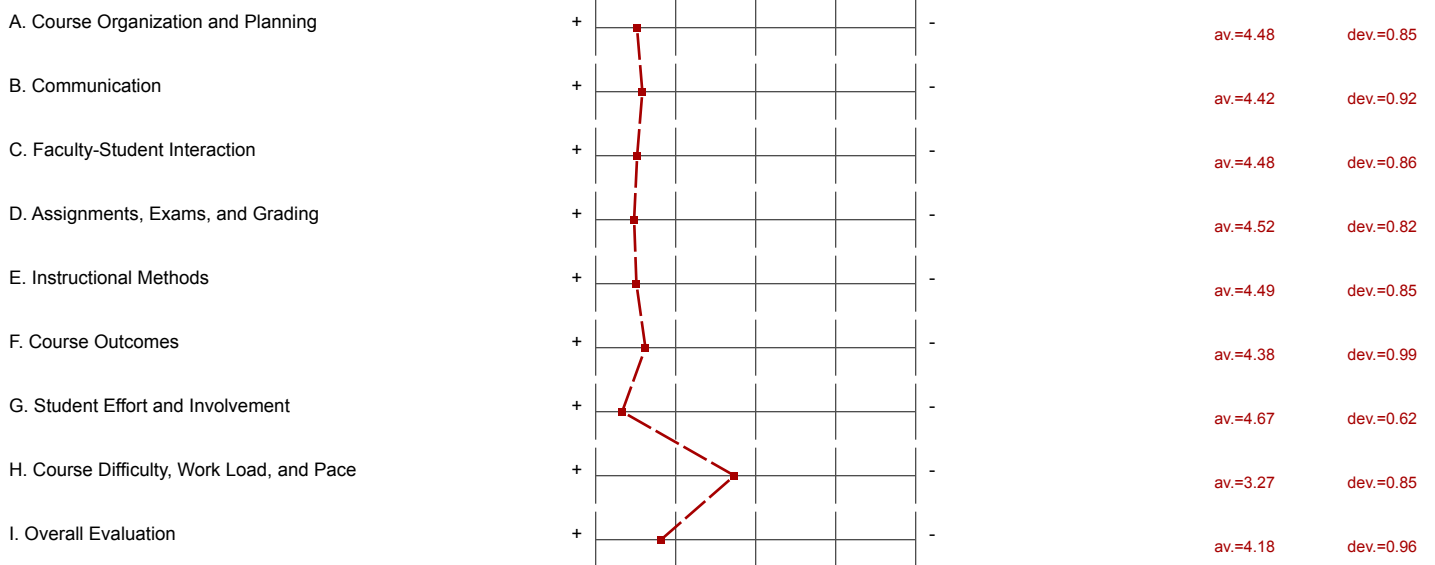
33. What grade do you expect for this course?



n=992 av.=7.30 md=8.00 dev.=1.11

Profile

Compilation: GR College of Business (59%)



Profile

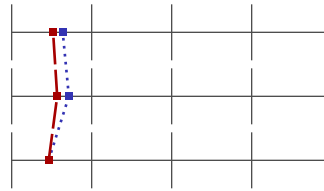
Compilation: GR College of Business (59%)

Comparative line:
Compilation: GR St. John's University (53%)

Values used in the profile line: Mean

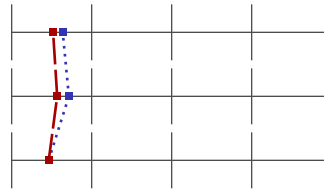
A. Course Organization and Planning

1. The course goals, objectives, and grading procedures were clearly explained.



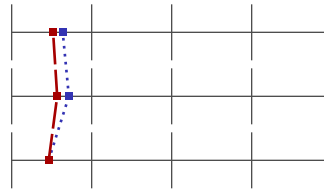
n=994 av.=4.48 md=5.00 dev.=0.85
n=3330 av.=4.36 md=5.00 dev.=0.94

2. Lectures and other class activities were well organized.



n=991 av.=4.43 md=5.00 dev.=0.90
n=3310 av.=4.26 md=5.00 dev.=0.99

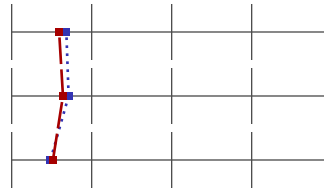
3. The instructor was regularly punctual and regularly kept the class for the full class time.



n=991 av.=4.54 md=5.00 dev.=0.81
n=3312 av.=4.54 md=5.00 dev.=0.79

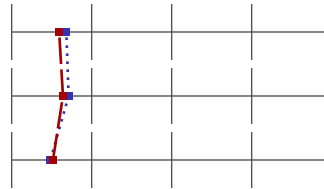
B. Communication

4. The instructor's presentations were clear and understandable.



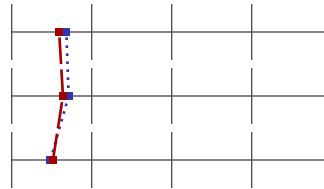
n=989 av.=4.41 md=5.00 dev.=0.94
n=3301 av.=4.32 md=5.00 dev.=0.97

5. The instructor adequately explained abstract or complex materials so that I understood it.



n=987 av.=4.36 md=5.00 dev.=0.97
n=3298 av.=4.29 md=5.00 dev.=0.99


6. The instructor conveyed interest and enthusiasm in the subject matter.



n=990 av.=4.48 md=5.00 dev.=0.86
n=3304 av.=4.52 md=5.00 dev.=0.84


C. Faculty-Student Interaction

7. The instructor encouraged student discussion and participation.




n=991 av.=4.46 md=5.00 dev.=0.87
n=3308 av.=4.46 md=5.00 dev.=0.88

8. The instructor satisfactorily answered students' questions.



n=992 av.=4.48 md=5.00 dev.=0.87
n=3320 av.=4.38 md=5.00 dev.=0.95

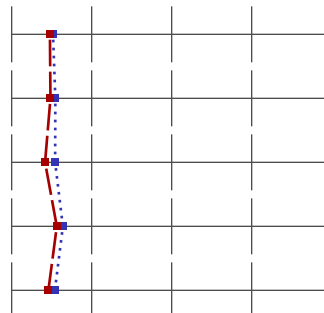
9. The instructor was accessible to students during office hours and by email.



n=961 av.=4.51 md=5.00 dev.=0.84
n=3212 av.=4.46 md=5.00 dev.=0.86

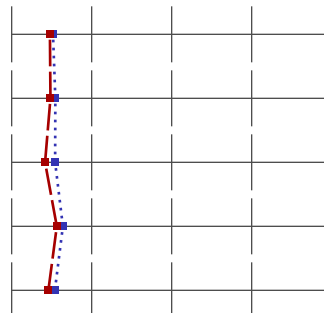
D. Assignments, Exams, and Grading

10. The instructor asked questions on the course material.



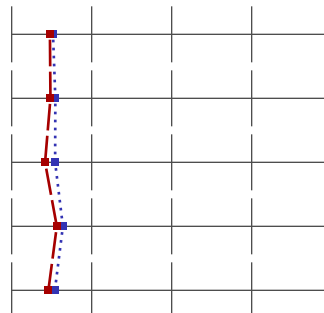
n=987 av.=4.52 md=5.00 dev.=0.81
n=3200 av.=4.48 md=5.00 dev.=0.83

11. Students were tested on material covered in the course.



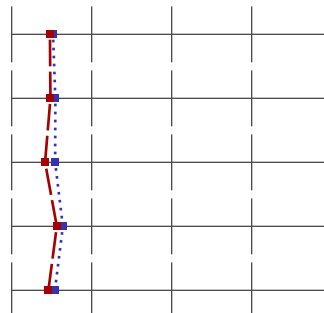
n=984 av.=4.52 md=5.00 dev.=0.84
n=3009 av.=4.45 md=5.00 dev.=0.86

12. The instructor returned students' work in a reasonable amount of time.



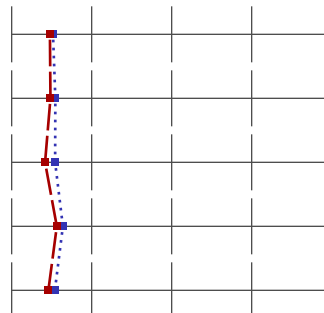
n=970 av.=4.58 md=5.00 dev.=0.74
n=3164 av.=4.46 md=5.00 dev.=0.88

13. The instructor provided sufficient feedback on tests and papers.



n=973 av.=4.44 md=5.00 dev.=0.92
n=3158 av.=4.36 md=5.00 dev.=0.97

14. Tests, papers, and other assignments were graded fairly.



n=974 av.=4.54 md=5.00 dev.=0.82
n=3120 av.=4.46 md=5.00 dev.=0.86

E. Instructional Methods

15. The instructor made appropriate use of technology in teaching.



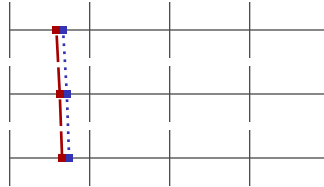
n=982 av.=4.56 md=5.00 dev.=0.80
n=3147 av.=4.45 md=5.00 dev.=0.90

16. Students were actively involved in class discussion, group work, and other classroom activities.

n=981 av.=4.42 md=5.00 dev.=0.89
n=3247 av.=4.42 md=5.00 dev.=0.89

F. Course Outcomes

17. This course has increased my understanding of the subject matter.



n=993 av.=4.42 md=5.00 dev.=0.96
n=3323 av.=4.33 md=5.00 dev.=1.02

18. This course increased my ability to think independently and critically.


n=990 av.=4.37 md=5.00 dev.=0.98
n=3306 av.=4.29 md=5.00 dev.=1.03

19. I would recommend this instructor to other students.

n=990 av.=4.34 md=5.00 dev.=1.05
n=3305 av.=4.26 md=5.00 dev.=1.12

G. Student Effort and Involvement

20. I attended class regularly.



n=990 av.=4.78 md=5.00 dev.=0.54
n=3309 av.=4.77 md=5.00 dev.=0.55

21. I read the assignments and was well prepared for every class.

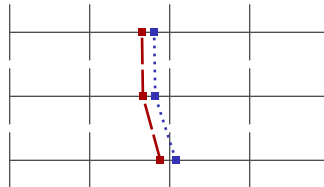
n=989 av.=4.59 md=5.00 dev.=0.68
n=3269 av.=4.53 md=5.00 dev.=0.73

22. I spent a sufficient amount of time on assignments and research papers.

n=984 av.=4.64 md=5.00 dev.=0.65
n=3254 av.=4.60 md=5.00 dev.=0.69

H. Course Difficulty, Work Load, and Pace

23. For my preparation and ability, this course was



n=993 av.=3.35 md=3.00 dev.=0.78
n=3322 av.=3.19 md=3.00 dev.=0.76

24. For me, the pace at which the course materials were covered was

n=990 av.=3.33 md=3.00 dev.=0.68
n=3318 av.=3.18 md=3.00 dev.=0.65

25. In a typical 7-day week, how many hours did you spend preparing for this course (studying, reading, doing homework or other academic

n=993 av.=3.12 md=3.00 dev.=1.08
n=3319 av.=2.92 md=3.00 dev.=1.11

I. Overall Evaluation

26. Rate the quality of this course as it contributed to your learning:



n=992 av.=4.18 md=4.00 dev.=0.96
n=3313 av.=4.16 md=4.00 dev.=1.01

K. Student Information

33. What grade do you expect for this course?



n=992 av.=7.30 md=8.00 dev.=1.11
n=3294 av.=7.31 md=8.00 dev.=1.04