

Office of Institutional Research
Fall 2012 - St. John's Student Course Evaluations

Overview:

-The report starts with a graph representing **overall indicators**, which are the average scores of various questions on the course evaluation.

- Section A:	“Course Organization and Planning”	(questions 1-3)
- Section B:	“Communication”	(questions 4-6)
- Section C:	“Faculty-Student Interaction”	(questions 7-9)
- Section D:	“Assignments, Exams, and Grading”	(questions 10-14)
- Section E:	“Instructional Methods”	(questions 15-16)
- Section F:	“Course Outcomes”	(questions 17-19)
- Section G:	“Student Effort and Involvement”	(questions 20-22)
- Section H:	“Course Difficulty, Work Load, and Pace”	(questions 23-25)
- Section I:	“Overall Evaluation”	(question 26)

-Each question is then individually assessed using the following scales. The percentages next to the name of the college/unit represent the response rate.

-The following are the value labels for the aggregated results pertaining to each question:

Value Labels

Questions 1-22:

- 5 = Strongly Agree
- 4 = Agree
- 3 = Somewhat Agree
- 2 = Disagree
- 1 = Strongly Disagree

Question 23 - Course Difficulty:

- 5 = Very Difficult
- 4 = Difficult
- 3 = About Right
- 2 = Easy
- 1 = Very Easy

Question 24 - Course Pace:

- 5 = Very Fast
- 4 = Fast
- 3 = Just about right
- 2 = Slow
- 1 = Very Slow

Question 25 - Study Hours:

- 5 = 8 or more hours
- 4 = 6 to 7
- 3 = 4 to 5
- 2 = 2 to 3
- 1 = Under 1 hour

Question 26 - Overall Evaluation:

- 5 = Excellent
- 4 = Good
- 3 = Fair
- 2 = Poor
- 1 = Very Poor

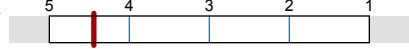

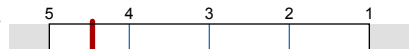
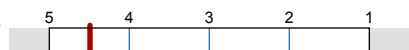
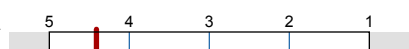
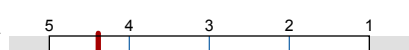
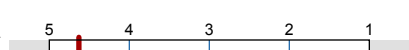
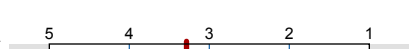
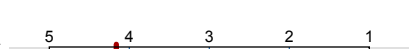
For any questions related to course evaluations, please contact:

Steven W. Glogocheski
Associate Director of Academic Assessment
718-990-6998
glogochs@stjohns.edu

Fall 2012 – GR College of Business (59%)

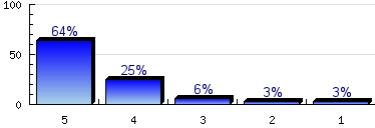
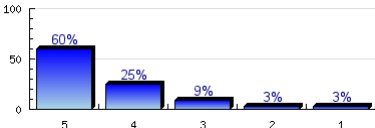
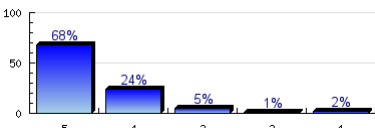
No. of responses = 1166

Overall indicators

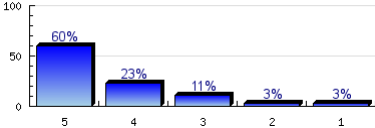
A. Course Organization and Planning		av.=4.44 dev.=0.91
B. Communication		av.=4.38 dev.=0.97
C. Faculty-Student Interaction		av.=4.46 dev.=0.89
D. Assignments, Exams, and Grading		av.=4.49 dev.=0.87
E. Instructional Methods		av.=4.41 dev.=0.94
F. Course Outcomes		av.=4.39 dev.=0.98
G. Student Effort and Involvement		av.=4.63 dev.=0.72
H. Course Difficulty, Work Load, and Pace		av.=3.29 dev.=0.83
I. Overall Evaluation		av.=4.16 dev.=0.93

Survey Results

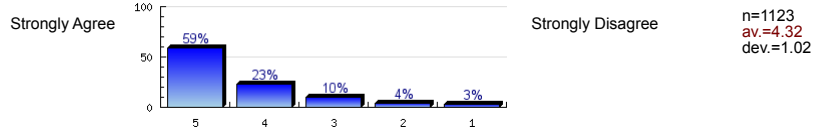
A. Course Organization and Planning

1. The course goals, objectives, and grading procedures were clearly explained.	Strongly Agree		Strongly Disagree	n=1127 av.=4.44 dev.=0.93
2. Lectures and other class activities were well organized.	Strongly Agree		Strongly Disagree	n=1124 av.=4.35 dev.=0.99
3. The instructor was regularly punctual and regularly kept the class for the full class time.	Strongly Agree		Strongly Disagree	n=1122 av.=4.54 dev.=0.82

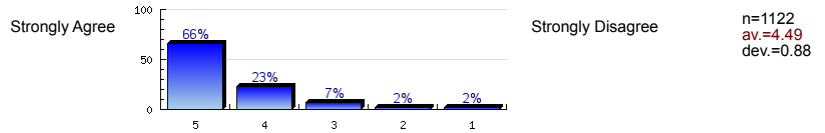
B. Communication

4. The instructor's presentations were clear and understandable.	Strongly Agree		Strongly Disagree	n=1124 av.=4.33 dev.=1.01 ab.=1
--	----------------	--	-------------------	--

5. The instructor adequately explained abstract or complex materials so that I understood it.

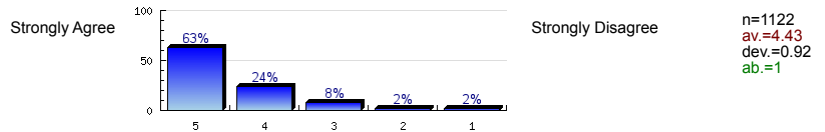


6. The instructor conveyed interest and enthusiasm in the subject matter.

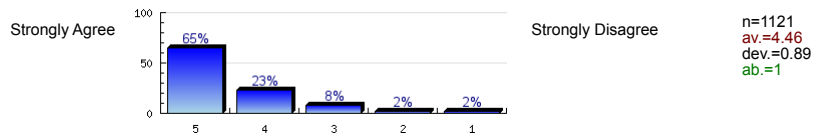


C. Faculty-Student Interaction

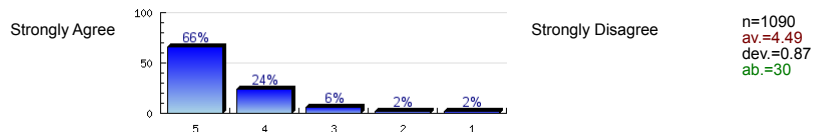
7. The instructor encouraged student discussion and participation.



8. The instructor satisfactorily answered students' questions.

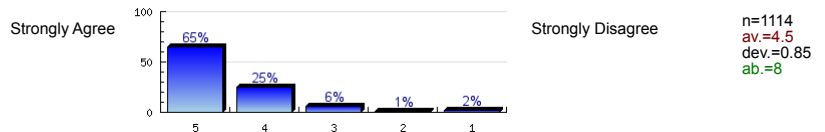


9. The instructor was accessible to students during office hours and by email.

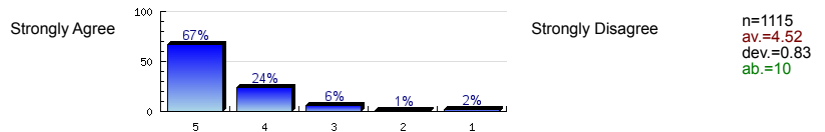


D. Assignments, Exams, and Grading

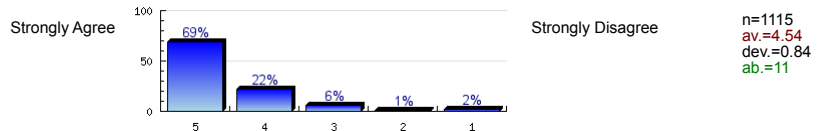
10. The instructor asked questions on the course material.



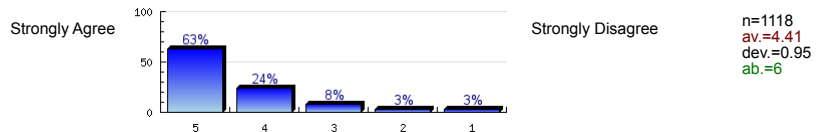
11. Students were tested on material covered in the course.



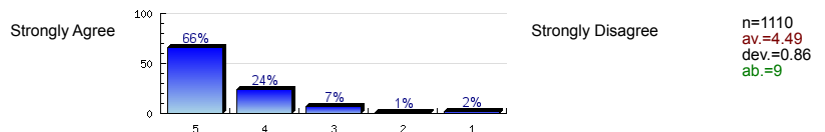
12. The instructor returned students' work in a reasonable amount of time.



13. The instructor provided sufficient feedback on tests and papers.

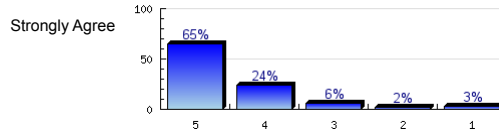


14. Tests, papers, and other assignments were graded fairly.



E. Instructional Methods

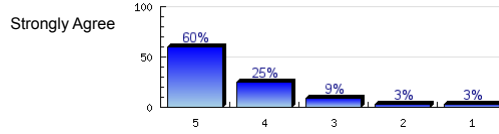
15. The instructor made appropriate use of technology in teaching.



Strongly Disagree

n=1115
av.=4.46
dev.=0.91
ab.=10

16. Students were actively involved in class discussion, group work, and other classroom activities.

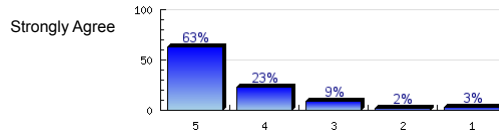


Strongly Disagree

n=1115
av.=4.36
dev.=0.98
ab.=5

F. Course Outcomes

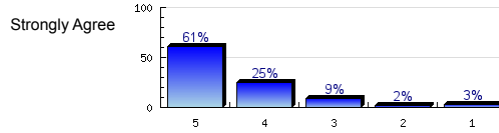
17. This course has increased my understanding of the subject matter.



Strongly Disagree

n=1123
av.=4.42
dev.=0.94
ab.=1

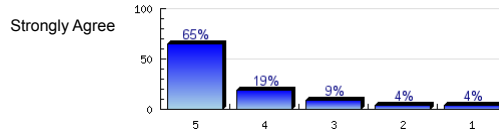
18. This course increased my ability to think independently and critically.



Strongly Disagree

n=1123
av.=4.38
dev.=0.95

19. I would recommend this instructor to other students.

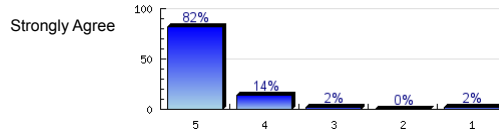


Strongly Disagree

n=1121
av.=4.36
dev.=1.06
ab.=1

G. Student Effort and Involvement

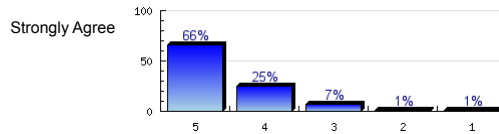
20. I attended class regularly.



Strongly Disagree

n=1125
av.=4.75
dev.=0.65
ab.=1

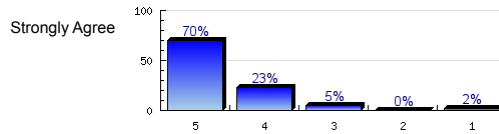
21. I read the assignments and was well prepared for every class.



Strongly Disagree

n=1126
av.=4.54
dev.=0.77

22. I spent a sufficient amount of time on assignments and research papers.

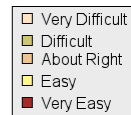
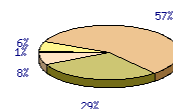


Strongly Disagree

n=1121
av.=4.6
dev.=0.73

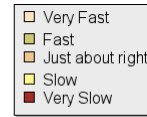
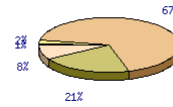
H. Course Difficulty, Work Load, and Pace

23. For my preparation and ability, this course was



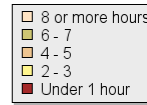
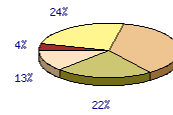
n=1121
av.=3.36
dev.=0.74

24. For me, the pace at which the course materials were covered was



n=1120
av.=3.34
dev.=0.7

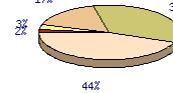
25. In a typical 7-day week, how many hours did you spend preparing for this course (studying, reading, doing homework or other academic activities)?



n=1122
av.=3.15
dev.=1.06

I. Overall Evaluation

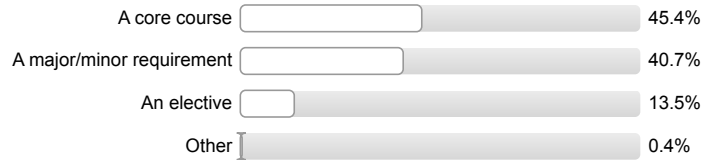
26. Rate the quality of this course as it contributed to your learning:



n=1124
av.=4.16
dev.=0.93

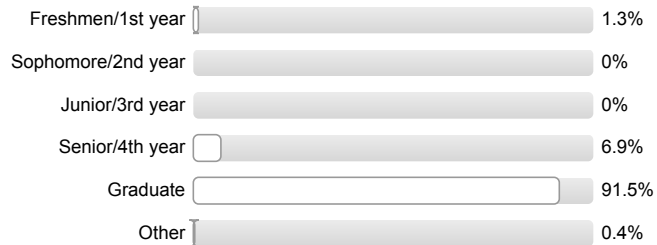
K. Student Information

30. For you, this course is



n=1120

31. Your class level:



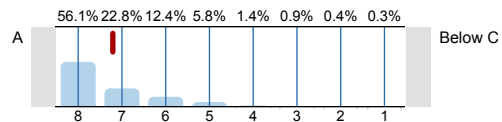
n=1117

32. Your sex:



n=1103

33. What grade do you expect for this course?



n=1122
av.=7.21
dev.=1.15

Profile

Compilation: Fall 2012 – GR College of Business (59%)

Values used in the profile line: Mean

A. Course Organization and Planning

1. The course goals, objectives, and grading procedures were clearly explained.	Strongly Agree		Strongly Disagree	n=1127	av.=4.44	md=5.00	dev.=0.93
2. Lectures and other class activities were well organized.	Strongly Agree		Strongly Disagree	n=1124	av.=4.35	md=5.00	dev.=0.99
3. The instructor was regularly punctual and regularly kept the class for the full class time.	Strongly Agree		Strongly Disagree	n=1122	av.=4.54	md=5.00	dev.=0.82

B. Communication

4. The instructor's presentations were clear and understandable.	Strongly Agree		Strongly Disagree	n=1124	av.=4.33	md=5.00	dev.=1.01
5. The instructor adequately explained abstract or complex materials so that I understood it.	Strongly Agree		Strongly Disagree	n=1123	av.=4.32	md=5.00	dev.=1.02
6. The instructor conveyed interest and enthusiasm in the subject matter.	Strongly Agree		Strongly Disagree	n=1122	av.=4.49	md=5.00	dev.=0.88



C. Faculty-Student Interaction

7. The instructor encouraged student discussion and participation.	Strongly Agree		Strongly Disagree	n=1122	av.=4.43	md=5.00	dev.=0.92
8. The instructor satisfactorily answered students' questions.	Strongly Agree		Strongly Disagree	n=1121	av.=4.46	md=5.00	dev.=0.89
9. The instructor was accessible to students during office hours and by email.	Strongly Agree		Strongly Disagree	n=1090	av.=4.49	md=5.00	dev.=0.87




D. Assignments, Exams, and Grading

10. The instructor asked questions on the course material.	Strongly Agree		Strongly Disagree	n=1114	av.=4.50	md=5.00	dev.=0.85
11. Students were tested on material covered in the course.	Strongly Agree		Strongly Disagree	n=1115	av.=4.52	md=5.00	dev.=0.83
12. The instructor returned students' work in a reasonable amount of time.	Strongly Agree		Strongly Disagree	n=1115	av.=4.54	md=5.00	dev.=0.84
13. The instructor provided sufficient feedback on tests and papers.	Strongly Agree		Strongly Disagree	n=1118	av.=4.41	md=5.00	dev.=0.95
14. Tests, papers, and other assignments were graded fairly.	Strongly Agree		Strongly Disagree	n=1110	av.=4.49	md=5.00	dev.=0.86




E. Instructional Methods

15. The instructor made appropriate use of technology in teaching.	Strongly Agree		Strongly Disagree	n=1115	av.=4.46	md=5.00	dev.=0.91
16. Students were actively involved in class discussion, group work, and other classroom activities.	Strongly Agree		Strongly Disagree	n=1115	av.=4.36	md=5.00	dev.=0.98




F. Course Outcomes

17. This course has increased my understanding of the subject matter.	Strongly Agree		Strongly Disagree	n=1123	av.=4.42	md=5.00	dev.=0.94
18. This course increased my ability to think independently and critically.	Strongly Agree		Strongly Disagree	n=1123	av.=4.38	md=5.00	dev.=0.95
19. I would recommend this instructor to other students.	Strongly Agree		Strongly Disagree	n=1121	av.=4.36	md=5.00	dev.=1.06

G. Student Effort and Involvement

20. I attended class regularly.	Strongly Agree		Strongly Disagree	n=1125	av.=4.75	md=5.00	dev.=0.65
21. I read the assignments and was well prepared for every class.	Strongly Agree		Strongly Disagree	n=1126	av.=4.54	md=5.00	dev.=0.77
22. I spent a sufficient amount of time on assignments and research papers.	Strongly Agree		Strongly Disagree	n=1121	av.=4.60	md=5.00	dev.=0.73

H. Course Difficulty, Work Load, and Pace

23. For my preparation and ability, this course was	Very Difficult		Very Easy	n=1121	av.=3.36	md=3.00	dev.=0.74
24. For me, the pace at which the course materials were covered was	Very Fast		Very Slow	n=1120	av.=3.34	md=3.00	dev.=0.70
25. In a typical 7-day week, how many hours did you spend preparing for this course (studying,	8 or more hours		Under 1 hour	n=1122	av.=3.15	md=3.00	dev.=1.06

I. Overall Evaluation

26. Rate the quality of this course as it contributed to your learning:	Excellent		Very Poor	n=1124	av.=4.16	md=4.00	dev.=0.93
---	-----------	---	-----------	--------	----------	---------	-----------

K. Student Information

33. What grade do you expect for this course?	A		Below C	n=1122	av.=7.21	md=8.00	dev.=1.15
---	---	---	---------	--------	----------	---------	-----------

Profile

Compilation: Fall 2012 – GR College of Business (59%)

