

Office of Institutional Research

Spring 2015 – Student Evaluation of Teaching

Overview

-The following are the value labels for the aggregated results pertaining to each question:

Value Labels

Questions 1.1 - 1.11

- 5 – Strongly Agree
- 4 – Agree
- 3 – Somewhat Agree
- 2 – Disagree
- 1 – Strongly Disagree

Question 1.12 – Course Pace

- 5 – Very Fast
- 4 – Fast
- 3 – Just about right
- 2 – Slow
- 1 – Very slow

Question 1.13 – Professor’s Teaching

- 5 – Excellent
- 4 – Good
- 3 – Fair
- 2 – Poor
- 1 – Very poor

For any questions related to the evaluations, please contact:

Steven W. Glogocheski, Ed.D.
Associate Director of Academic Assessment
718-990-6998
glogochs@stjohns.edu

Spring 2015 - GR St. John's University (60%)

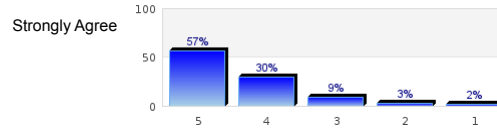
No. of responses = 3361



Survey Results

Student Evaluation of Teaching

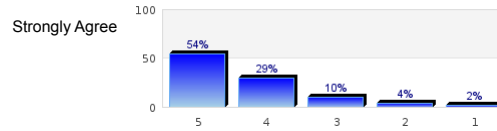
The course goals and grading procedures were clear.



Strongly Disagree

n=3343
av.=4.37
dev.=0.88
ab.=10

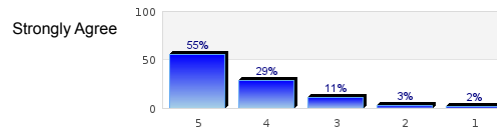
Lectures and other class activities were well organized.



Strongly Disagree

n=3305
av.=4.29
dev.=0.96
ab.=36

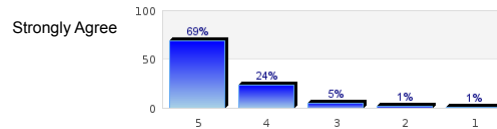
The instructor's presentations were clear and understandable.



Strongly Disagree

n=3289
av.=4.33
dev.=0.92
ab.=42

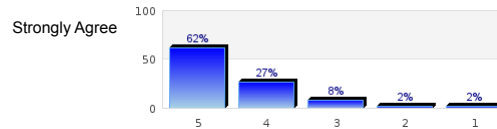
The instructor conveyed interest and enthusiasm in the subject matter.



Strongly Disagree

n=3328
av.=4.58
dev.=0.73
ab.=18

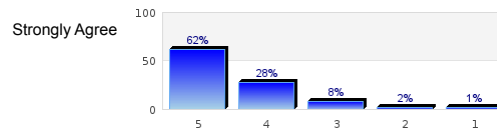
The instructor satisfactorily answered students' questions.



Strongly Disagree

n=3326
av.=4.45
dev.=0.85
ab.=13

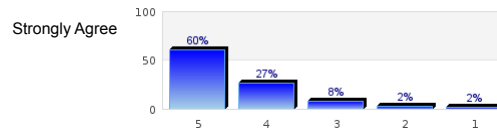
The instructor was accessible to students for extra help.



Strongly Disagree

n=3198
av.=4.46
dev.=0.82
ab.=144

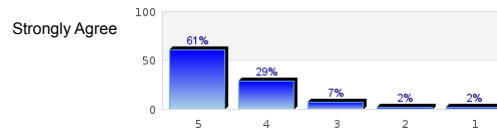
The instructor responded to students' work in a reasonable amount of time.



Strongly Disagree

n=3253
av.=4.41
dev.=0.9
ab.=85

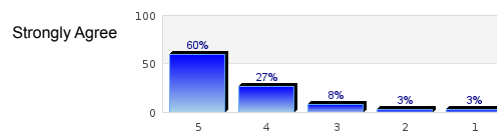
Tests, papers, and/or other assignments were graded fairly.



Strongly Disagree

n=3153
av.=4.45
dev.=0.83
ab.=183

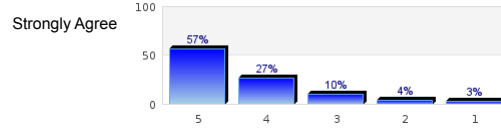
This course increased my understanding of the subject matter.



Strongly Disagree

n=3328
av.=4.39
dev.=0.94
ab.=15

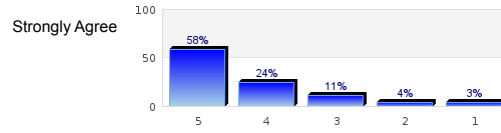
This course increased my ability to think critically.



Strongly Disagree

n=3311
av.=4.32
dev.=0.97
ab.=22

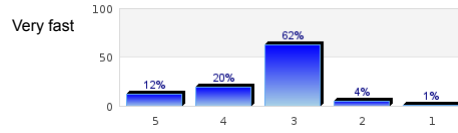
I would recommend this instructor to other students.



Strongly Disagree

n=3283
av.=4.3
dev.=1.02
ab.=17

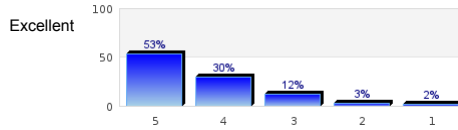
Rate the pace at which the course material was taught.



Very slow

n=3318
av.=3.38
dev.=0.8

Rate this professor's teaching.



Very poor


n=3320
av.=4.31
dev.=0.91

Profile

Compilation: Spring 2015 - GR St. John's University (60%)

Values used in the profile line: Mean

Student Evaluation of Teaching



Profile

Compilation: Spring 2015 - GR St. John's University (60%)

Comparative line:
Compilation: Spring 2015 - UG St. John's University (47%)

Values used in the profile line: Mean

Student Evaluation of Teaching

