

Office of Institutional Research

Spring 2014 – Student Evaluation of Teaching

Overview

-The following are the value labels for the aggregated results pertaining to each question:

Value Labels

Questions 1.1 - 1.11

- 5 – Strongly Agree
- 4 – Agree
- 3 – Somewhat Agree
- 2 – Disagree
- 1 – Strongly Disagree

Question 1.12 – Course Pace

- 5 – Very Fast
- 4 – Fast
- 3 – Just about right
- 2 – Slow
- 1 – Very slow

Question 1.13 – Professor’s Teaching

- 5 – Excellent
- 4 – Good
- 3 – Fair
- 2 – Poor
- 1 – Very poor

For any questions related to the evaluations, please contact:

Steven W. Glogocheski
Associate Director of Academic Assessment
718-990-6998
glogochs@stjohns.edu

Spring 2014 - UG St. John's University (42%)

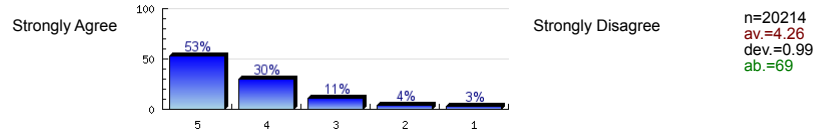
No. of responses = 20432



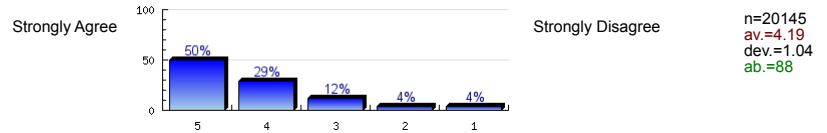
Survey Results

Student Evaluation of Teaching

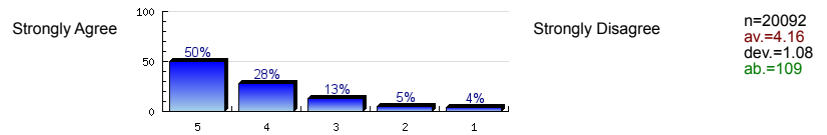
The course goals and grading procedures were clear.



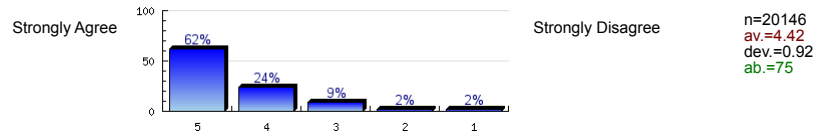
Lectures and other class activities were well organized.



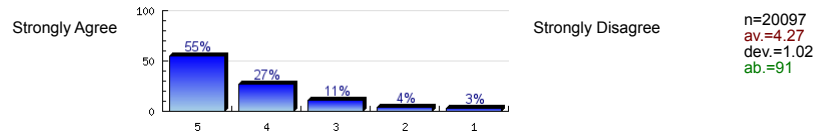
The instructor's presentations were clear and understandable.



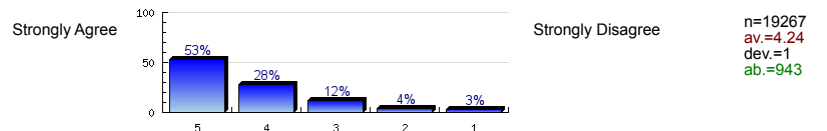
The instructor conveyed interest and enthusiasm in the subject matter.



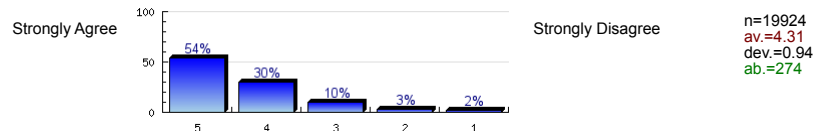
The instructor satisfactorily answered students' questions.



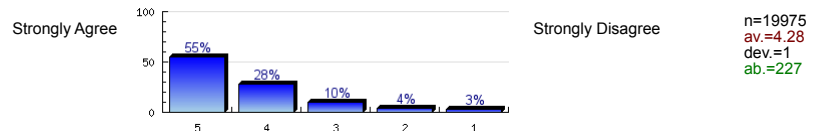
The instructor was accessible to students for extra help.



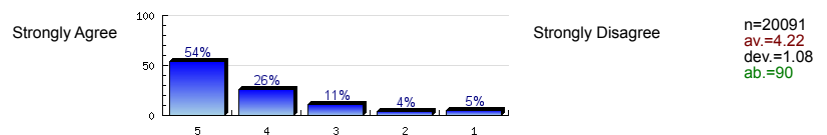
The instructor responded to students' work in a reasonable amount of time.



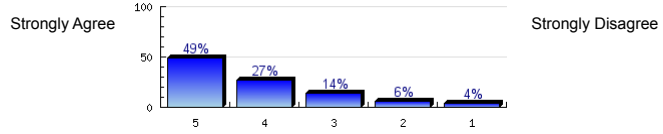
Tests, papers, and/or other assignments were graded fairly.



This course increased my understanding of the subject matter.

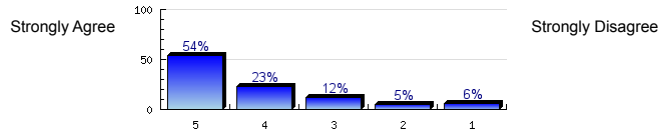


This course increased my ability to think critically.



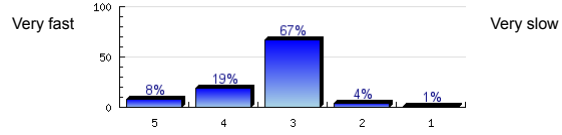
n=19825
 av.=4.1
 dev.=1.11
 ab.=370

I would recommend this instructor to other students.



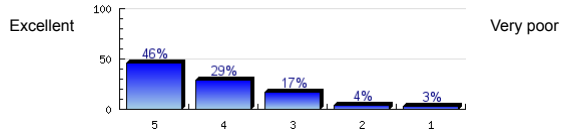
n=19951
 av.=4.13
 dev.=1.19
 ab.=122

Rate the pace at which the course material was taught.



n=20105
 av.=3.29
 dev.=0.74

Rate this professor's teaching.




n=20157
 av.=4.1
 dev.=1.05

Profile

Compilation: Spring 2014 - UG St. John's University (42%)

Values used in the profile line: Mean

Student Evaluation of Teaching



Profile

█ **Compilation:** Spring 2014 - UG St. John's University (42%)
█ **Comparative line:**
█ **Compilation:** Spring 2014 - GR St. John's University (55%)

Values used in the profile line: Mean

Student Evaluation of Teaching

