

## Office of Institutional Research

### Fall 2015 – Student Evaluation of Teaching

#### Overview

-The following are the value labels for the aggregated results pertaining to each question:

#### Value Labels

##### Questions 1.1 - 1.11

- 5 – Strongly Agree
- 4 – Agree
- 3 – Somewhat Agree
- 2 – Disagree
- 1 – Strongly Disagree

##### Question 1.12 – Course Pace

- 5 – Very Fast
- 4 – Fast
- 3 – Just about right
- 2 – Slow
- 1 – Very slow

##### Question 1.13 – Professor’s Teaching

- 5 – Excellent
- 4 – Good
- 3 – Fair
- 2 – Poor
- 1 – Very poor

For any questions related to the evaluations, please contact:

Office of Institutional Research  
718-990-1869  
ir@stjohns.edu

# Fall 2015 - GR St. John's University (62%)

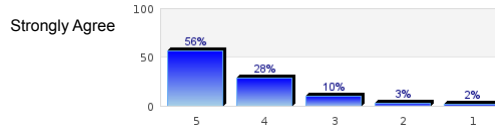
No. of responses = 3878



## Survey Results

### Student Evaluation of Teaching

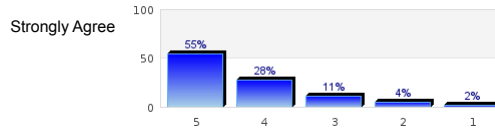
The course goals and grading procedures were clear.



Strongly Disagree

n=3738  
av.=4.34  
dev.=0.93  
ab.=19

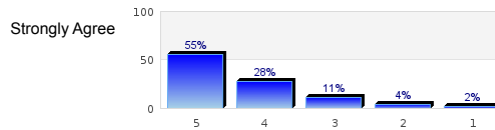
Lectures and other class activities were well organized.



Strongly Disagree

n=3725  
av.=4.28  
dev.=0.97  
ab.=23

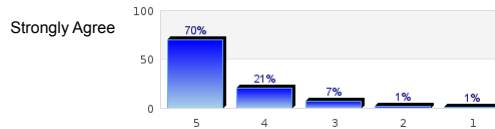
The instructor's presentations were clear and understandable.



Strongly Disagree

n=3701  
av.=4.3  
dev.=0.95  
ab.=33

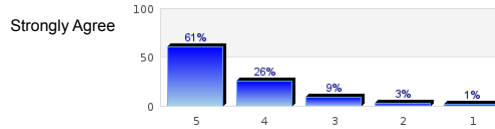
The instructor conveyed interest and enthusiasm in the subject matter.



Strongly Disagree

n=3733  
av.=4.58  
dev.=0.75  
ab.=10

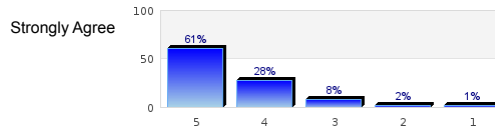
The instructor satisfactorily answered students' questions.



Strongly Disagree

n=3730  
av.=4.42  
dev.=0.88  
ab.=17

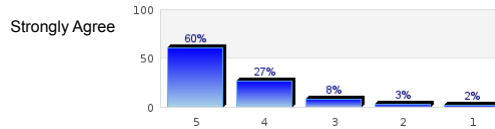
The instructor was accessible to students for extra help.



Strongly Disagree

n=3566  
av.=4.45  
dev.=0.82  
ab.=175

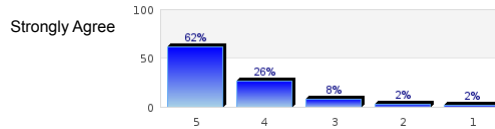
The instructor responded to students' work in a reasonable amount of time.



Strongly Disagree

n=3663  
av.=4.41  
dev.=0.89  
ab.=87

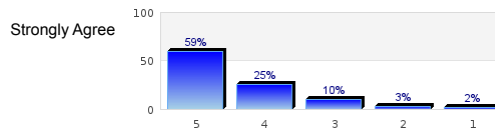
Tests, papers, and/or other assignments were graded fairly.



Strongly Disagree

n=3564  
av.=4.45  
dev.=0.85  
ab.=176

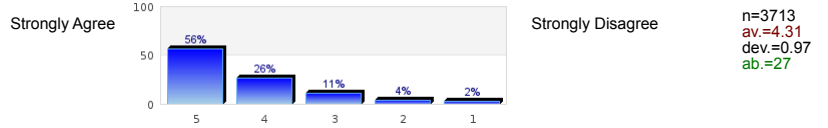
This course increased my understanding of the subject matter.



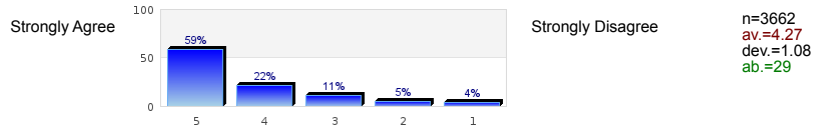
Strongly Disagree

n=3728  
av.=4.37  
dev.=0.94  
ab.=18

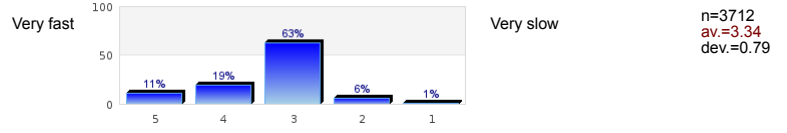
This course increased my ability to think critically.



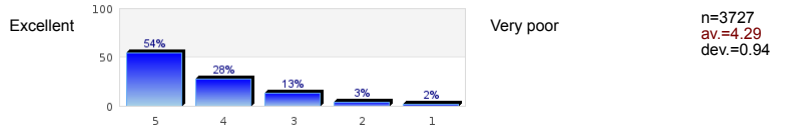
I would recommend this instructor to other students.



Rate the pace at which the course material was taught.



Rate this professor's teaching.




# Profile

Compilation: Fall 2015 - GR St. John's University (62%)

Values used in the profile line: Mean

## Student Evaluation of Teaching



# Profile

█ **Compilation:** Fall 2015 - GR St. John's University (62%)  
█ **Comparative line:**  
█ **Compilation:** Fall 2015 - UG St. John's University (51%)

Values used in the profile line: Mean

## Student Evaluation of Teaching

