

**Office of Institutional Research**  
**Fall 2013 - St. John's Student Course Evaluations**

**Overview:**

-The report starts with a graph representing **overall indicators**, which are the average scores of various questions on the course evaluation.

- <b>Section A:</b>	“Course Organization and Planning”	(questions 1-3)
- <b>Section B:</b>	“Communication”	(questions 4-6)
- <b>Section C:</b>	“Faculty-Student Interaction”	(questions 7-9)
- <b>Section D:</b>	“Assignments, Exams, and Grading”	(questions 10-14)
- <b>Section E:</b>	“Instructional Methods”	(questions 15-16)
- <b>Section F:</b>	“Course Outcomes”	(questions 17-19)
- <b>Section G:</b>	“Student Effort and Involvement”	(questions 20-22)
- <b>Section H:</b>	“Course Difficulty, Work Load, and Pace”	(questions 23-25)
- <b>Section I:</b>	“Overall Evaluation”	(question 26)

-Each question is then individually assessed using the following scales. Appropriate comparative results are also shown. The percentages next to the name of the college/unit represent the response rate.

-The following are the value labels for the aggregated results pertaining to each question:

**Value Labels**

**Questions 1-22:**

- 5 = Strongly Agree
- 4 = Agree
- 3 = Somewhat Agree
- 2 = Disagree
- 1 = Strongly Disagree

**Question 23 - Course Difficulty:**

- 5 = Very Difficult
- 4 = Difficult
- 3 = About Right
- 2 = Easy
- 1 = Very Easy

**Question 24 - Course Pace:**

- 5 = Very Fast
- 4 = Fast
- 3 = Just about right
- 2 = Slow
- 1 = Very Slow

**Question 25 - Study Hours:**

- 5 = 8 or more hours
- 4 = 6 to 7
- 3 = 4 to 5
- 2 = 2 to 3
- 1 = Under 1 hour

**Question 26 - Overall Evaluation:**

- 5 = Excellent
- 4 = Good
- 3 = Fair
- 2 = Poor
- 1 = Very Poor

For any questions related to course evaluations, please contact:

Steven W. Glogocheski  
Associate Director of Academic Assessment  
718-990-6998  
glogochs@stjohns.edu

# UG St. John's University (45%)

No. of responses = 23354



## Overall indicators

A. Course Organization and Planning		av.=4.34 dev.=0.99
B. Communication		av.=4.27 dev.=1.01
C. Faculty-Student Interaction		av.=4.3 dev.=0.99
D. Assignments, Exams, and Grading		av.=4.36 dev.=0.93
E. Instructional Methods		av.=4.23 dev.=1.04
F. Course Outcomes		av.=4.19 dev.=1.1
G. Student Effort and Involvement		av.=4.49 dev.=0.77
H. Course Difficulty, Work Load, and Pace		av.=2.85 dev.=0.8
I. Overall Evaluation		av.=4.01 dev.=1.04

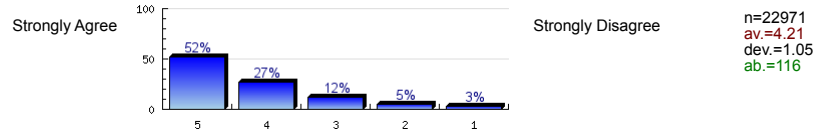
## Survey Results

### A. Course Organization and Planning

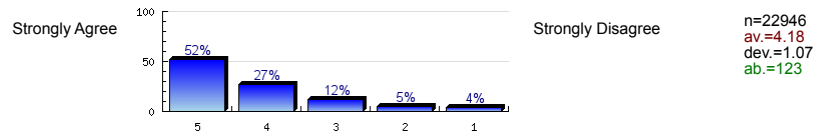
1. The course goals, objectives, and grading procedures were clearly explained.	Strongly Agree		Strongly Disagree	n=23088 av.=4.31 dev.=0.95 ab.=63
2. Lectures and other class activities were well organized.	Strongly Agree		Strongly Disagree	n=23023 av.=4.24 dev.=1 ab.=88
3. The instructor was regularly punctual and regularly kept the class for the full class time.	Strongly Agree		Strongly Disagree	n=22974 av.=4.46 dev.=0.84 ab.=88

### B. Communication

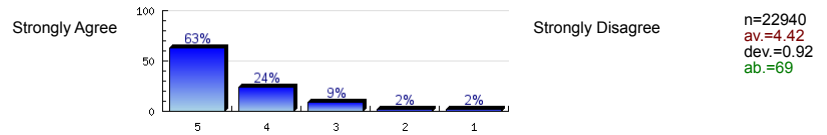
4. The instructor's presentations were clear and understandable.



5. The instructor adequately explained abstract or complex materials so that I understood it.

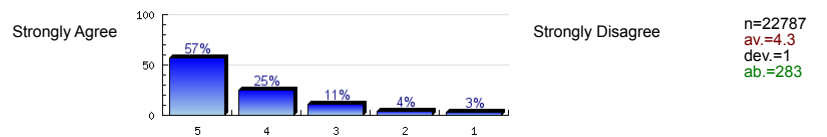


6. The instructor conveyed interest and enthusiasm in the subject matter.

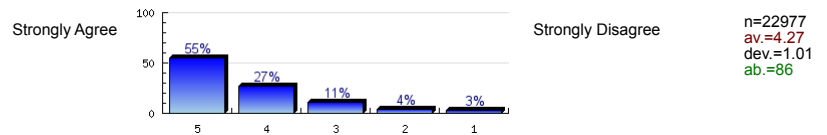


### C. Faculty-Student Interaction

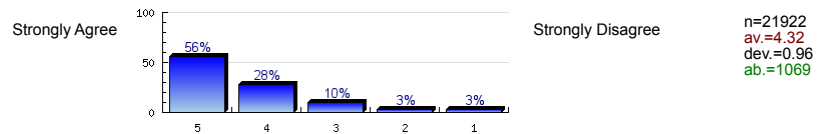
7. The instructor encouraged student discussion and participation.



8. The instructor satisfactorily answered students' questions.

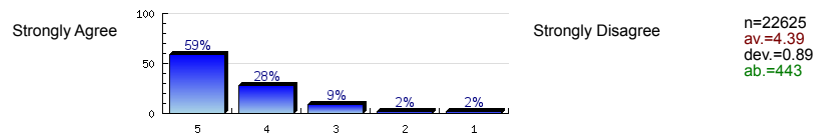


9. The instructor was accessible to students during office hours and by email.

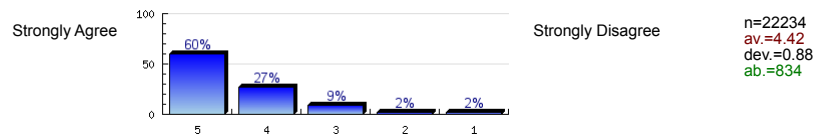


### D. Assignments, Exams, and Grading

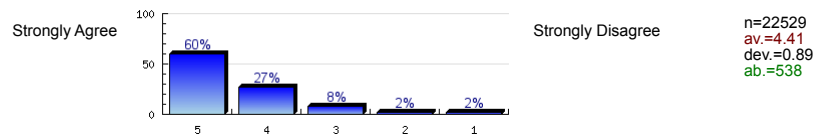
10. The instructor asked questions on the course material.



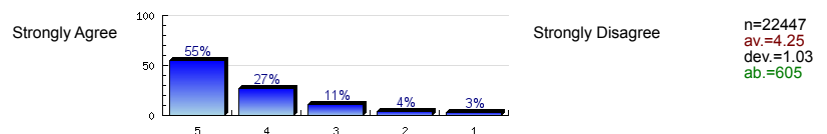
11. Students were tested on material covered in the course.



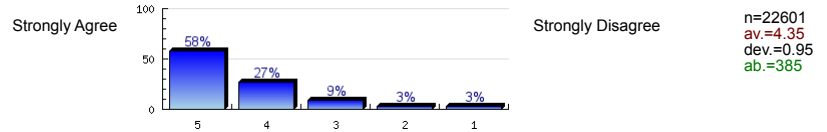
12. The instructor returned students' work in a reasonable amount of time.



13. The instructor provided sufficient feedback on tests and papers.

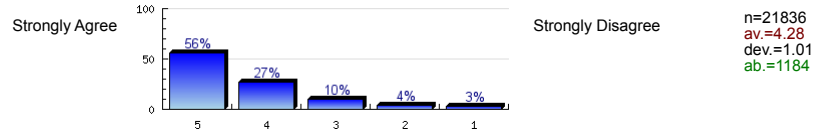


14. Tests, papers, and other assignments were graded fairly.

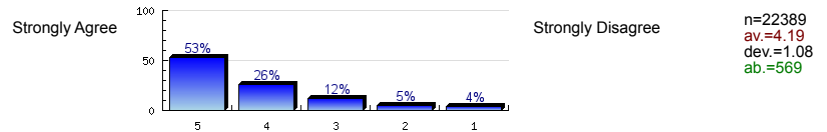


### E. Instructional Methods

15. The instructor made appropriate use of technology in teaching.

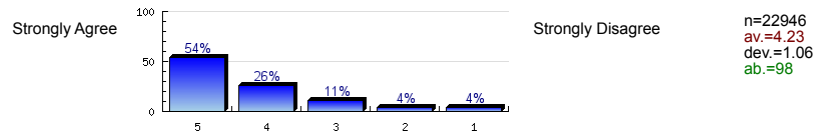


16. Students were actively involved in class discussion, group work, and other classroom activities.

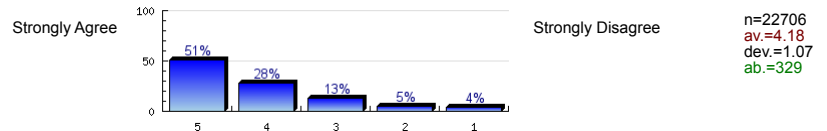


### F. Course Outcomes

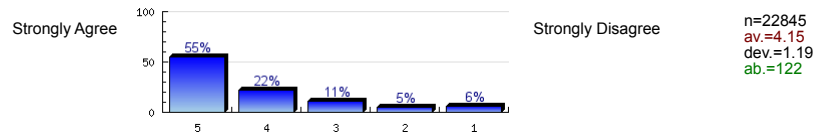
17. This course has increased my understanding of the subject matter.



18. This course increased my ability to think independently and critically.

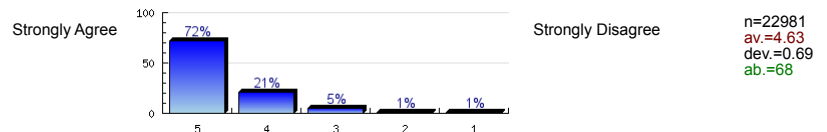


19. I would recommend this instructor to other students.

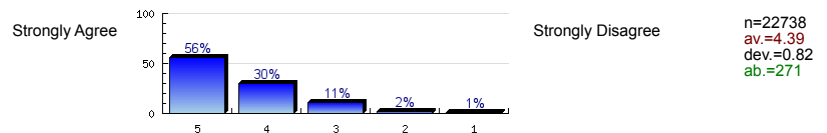


### G. Student Effort and Involvement

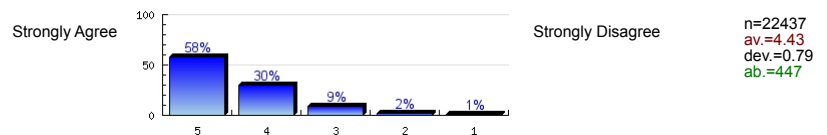
20. I attended class regularly.



21. I read the assignments and was well prepared for every class.

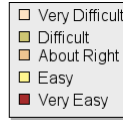
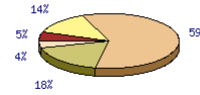


22. I spent a sufficient amount of time on assignments and research papers.



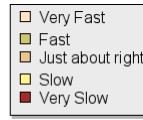
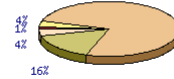
H. Course Difficulty, Work Load, and Pace

23. For my preparation and ability, this course was



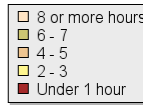
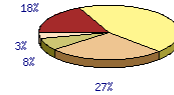
n=23010  
av.=3.02  
dev.=0.83

24. For me, the pace at which the course materials were covered was



n=22999  
av.=3.18  
dev.=0.61

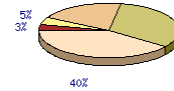
25. In a typical 7-day week, how many hours did you spend preparing for this course (studying, reading, doing homework or other academic activities)?



n=22975  
av.=2.34  
dev.=0.97

I. Overall Evaluation

26. Rate the quality of this course as it contributed to your learning:



n=22933  
av.=4.01  
dev.=1.04


K. Student Information

30. For you, this course is



n=22955

31. Your class level:



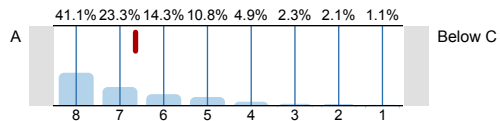
n=22953

32. Your sex:



n=22210

33. What grade do you expect for this course?



n=22898  
av.=6.64  
dev.=1.6

# Profile

Compilation: UG St. John's University (45%)

Values used in the profile line: Mean

## A. Course Organization and Planning

1. The course goals, objectives, and grading procedures were clearly explained.	Strongly Agree		Strongly Disagree	n=23088 av.=4.31 md=5.00 dev.=0.95
2. Lectures and other class activities were well organized.	Strongly Agree		Strongly Disagree	n=23023 av.=4.24 md=5.00 dev.=1.00
3. The instructor was regularly punctual and regularly kept the class for the full class time.	Strongly Agree		Strongly Disagree	n=22974 av.=4.46 md=5.00 dev.=0.84

## B. Communication

4. The instructor's presentations were clear and understandable.	Strongly Agree		Strongly Disagree	n=22971 av.=4.21 md=5.00 dev.=1.05
5. The instructor adequately explained abstract or complex materials so that I understood it.	Strongly Agree		Strongly Disagree	n=22946 av.=4.18 md=5.00 dev.=1.07
6. The instructor conveyed interest and enthusiasm in the subject matter.	Strongly Agree		Strongly Disagree	n=22940 av.=4.42 md=5.00 dev.=0.92

## C. Faculty-Student Interaction

7. The instructor encouraged student discussion and participation.	Strongly Agree		Strongly Disagree	n=22787 av.=4.30 md=5.00 dev.=1.00
8. The instructor satisfactorily answered students' questions.	Strongly Agree		Strongly Disagree	n=22977 av.=4.27 md=5.00 dev.=1.01
9. The instructor was accessible to students during office hours and by email.	Strongly Agree		Strongly Disagree	n=21922 av.=4.32 md=5.00 dev.=0.96

## D. Assignments, Exams, and Grading

10. The instructor asked questions on the course material.	Strongly Agree		Strongly Disagree	n=22625 av.=4.39 md=5.00 dev.=0.89
11. Students were tested on material covered in the course.	Strongly Agree		Strongly Disagree	n=22234 av.=4.42 md=5.00 dev.=0.88
12. The instructor returned students' work in a reasonable amount of time.	Strongly Agree		Strongly Disagree	n=22529 av.=4.41 md=5.00 dev.=0.89
13. The instructor provided sufficient feedback on tests and papers.	Strongly Agree		Strongly Disagree	n=22447 av.=4.25 md=5.00 dev.=1.03
14. Tests, papers, and other assignments were graded fairly.	Strongly Agree		Strongly Disagree	n=22601 av.=4.35 md=5.00 dev.=0.95

**E. Instructional Methods**

15. The instructor made appropriate use of technology in teaching.	Strongly Agree		Strongly Disagree	n=21836 av.=4.28 md=5.00 dev.=1.01
16. Students were actively involved in class discussion, group work, and other classroom activities.	Strongly Agree		Strongly Disagree	n=22389 av.=4.19 md=5.00 dev.=1.08

**F. Course Outcomes**

17. This course has increased my understanding of the subject matter.	Strongly Agree		Strongly Disagree	n=22946 av.=4.23 md=5.00 dev.=1.06
18. This course increased my ability to think independently and critically.	Strongly Agree		Strongly Disagree	n=22706 av.=4.18 md=5.00 dev.=1.07
19. I would recommend this instructor to other students.	Strongly Agree		Strongly Disagree	n=22845 av.=4.15 md=5.00 dev.=1.19

**G. Student Effort and Involvement**

20. I attended class regularly.	Strongly Agree		Strongly Disagree	n=22981 av.=4.63 md=5.00 dev.=0.69
21. I read the assignments and was well prepared for every class.	Strongly Agree		Strongly Disagree	n=22738 av.=4.39 md=5.00 dev.=0.82
22. I spent a sufficient amount of time on assignments and research papers.	Strongly Agree		Strongly Disagree	n=22437 av.=4.43 md=5.00 dev.=0.79

**H. Course Difficulty, Work Load, and Pace**

23. For my preparation and ability, this course was	Very Difficult		Very Easy	n=23010 av.=3.02 md=3.00 dev.=0.83
24. For me, the pace at which the course materials were covered was	Very Fast		Very Slow	n=22999 av.=3.18 md=3.00 dev.=0.61
25. In a typical 7-day week, how many hours did you spend preparing for this course (studying, reading, doing homework or other academic	8 or more hours		Under 1 hour	n=22975 av.=2.34 md=2.00 dev.=0.97

**I. Overall Evaluation**

26. Rate the quality of this course as it contributed to your learning:	Excellent		Very Poor	n=22933 av.=4.01 md=4.00 dev.=1.04
---	-----------	--	-----------	------------------------------------

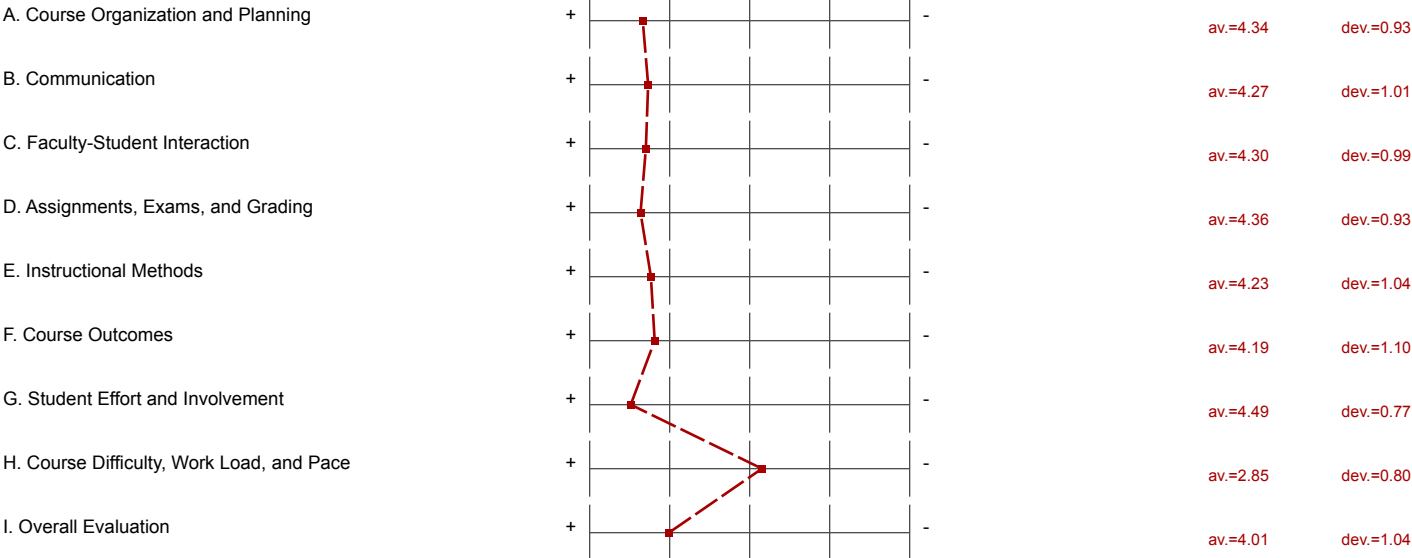
**K. Student Information**

33. What grade do you expect for this course?	A		Below C	n=22898 av.=6.64 md=7.00 dev.=1.60
---	---	--	---------	------------------------------------



# Profile

Compilation: UG St. John's University (45%)



# Profile

Compilation: UG St. John's University (45%)

Comparative line:  
Compilation: GR St. John's University (53%)

Values used in the profile line: Mean

## A. Course Organization and Planning

1. The course goals, objectives, and grading procedures were clearly explained.



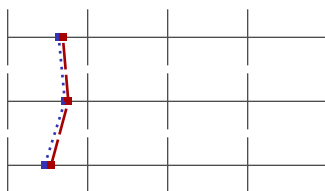
n=23088 av.=4.31 md=5.00 dev.=0.95  
n=3330 av.=4.36 md=5.00 dev.=0.94

2. Lectures and other class activities were well organized.



n=23023 av.=4.24 md=5.00 dev.=1.00  
n=3310 av.=4.26 md=5.00 dev.=0.99

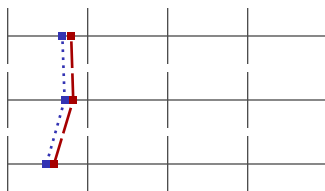
3. The instructor was regularly punctual and regularly kept the class for the full class time.



n=22974 av.=4.46 md=5.00 dev.=0.84  
n=3312 av.=4.54 md=5.00 dev.=0.79

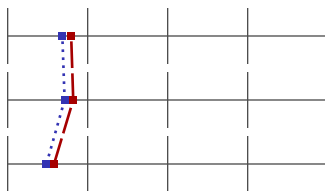
## B. Communication

4. The instructor's presentations were clear and understandable.



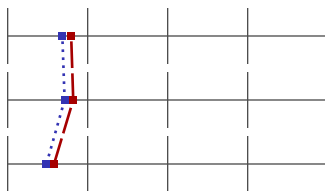
n=22971 av.=4.21 md=5.00 dev.=1.05  
n=3301 av.=4.32 md=5.00 dev.=0.97

5. The instructor adequately explained abstract or complex materials so that I understood it.



n=22946 av.=4.18 md=5.00 dev.=1.07  
n=3298 av.=4.29 md=5.00 dev.=0.99

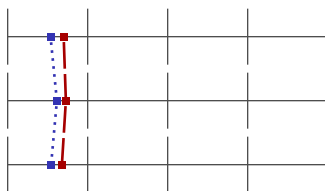
6. The instructor conveyed interest and enthusiasm in the subject matter.



n=22940 av.=4.42 md=5.00 dev.=0.92  
n=3304 av.=4.52 md=5.00 dev.=0.84

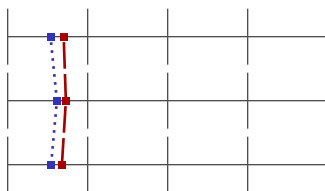
## C. Faculty-Student Interaction

7. The instructor encouraged student discussion and participation.



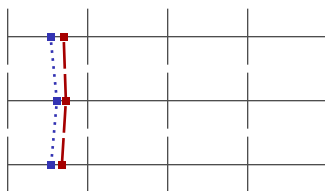
n=22787 av.=4.30 md=5.00 dev.=1.00  
n=3308 av.=4.46 md=5.00 dev.=0.88

8. The instructor satisfactorily answered students' questions.



n=22977 av.=4.27 md=5.00 dev.=1.01  
n=3320 av.=4.38 md=5.00 dev.=0.95

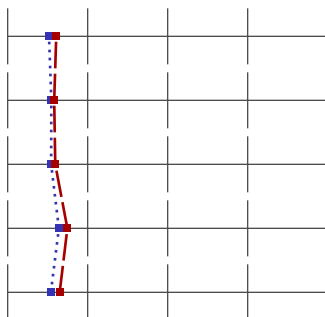
9. The instructor was accessible to students during office hours and by email.



n=21922 av.=4.32 md=5.00 dev.=0.96  
n=3212 av.=4.46 md=5.00 dev.=0.86

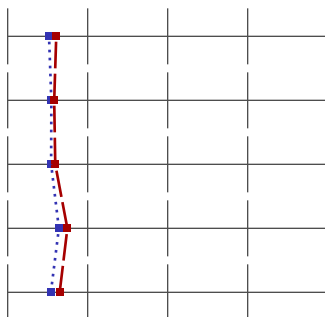
## D. Assignments, Exams, and Grading

10. The instructor asked questions on the course material.



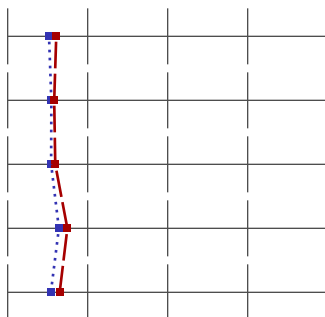
n=22625 av.=4.39 md=5.00 dev.=0.89  
n=3200 av.=4.48 md=5.00 dev.=0.83

11. Students were tested on material covered in the course.



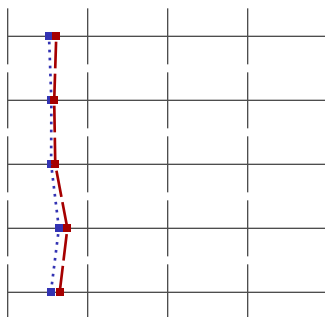
n=22234 av.=4.42 md=5.00 dev.=0.88  
n=3009 av.=4.45 md=5.00 dev.=0.86

12. The instructor returned students' work in a reasonable amount of time.



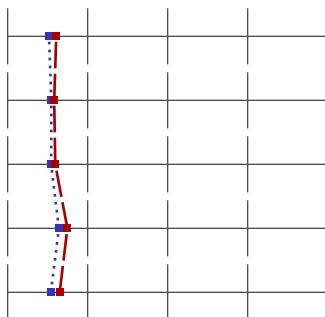
n=22529 av.=4.41 md=5.00 dev.=0.89  
n=3164 av.=4.46 md=5.00 dev.=0.88

13. The instructor provided sufficient feedback on tests and papers.



n=22447 av.=4.25 md=5.00 dev.=1.03  
n=3158 av.=4.36 md=5.00 dev.=0.97

14. Tests, papers, and other assignments were graded fairly.



n=22601 av.=4.35 md=5.00 dev.=0.95  
n=3120 av.=4.46 md=5.00 dev.=0.86

## E. Instructional Methods

15. The instructor made appropriate use of technology in teaching.



n=21836 av.=4.28 md=5.00 dev.=1.01  
n=3147 av.=4.45 md=5.00 dev.=0.90

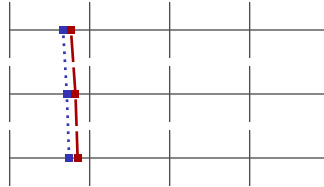
16. Students were actively involved in class discussion, group work, and other classroom activities.



n=22389 av.=4.19 md=5.00 dev.=1.08  
n=3247 av.=4.42 md=5.00 dev.=0.89


## F. Course Outcomes

17. This course has increased my understanding of the subject matter.



n=22946 av.=4.23 md=5.00 dev.=1.06  
n=3323 av.=4.33 md=5.00 dev.=1.02

18. This course increased my ability to think independently and critically.



n=22706 av.=4.18 md=5.00 dev.=1.07  
n=3306 av.=4.29 md=5.00 dev.=1.03


19. I would recommend this instructor to other students.



n=22845 av.=4.15 md=5.00 dev.=1.19  
n=3305 av.=4.26 md=5.00 dev.=1.12


## G. Student Effort and Involvement

20. I attended class regularly.



n=22981 av.=4.63 md=5.00 dev.=0.69  
n=3309 av.=4.77 md=5.00 dev.=0.55

21. I read the assignments and was well prepared for every class.



n=22738 av.=4.39 md=5.00 dev.=0.82  
n=3269 av.=4.53 md=5.00 dev.=0.73

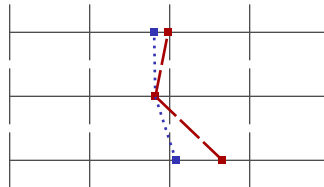
22. I spent a sufficient amount of time on assignments and research papers.



n=22437 av.=4.43 md=5.00 dev.=0.79  
n=3254 av.=4.60 md=5.00 dev.=0.69

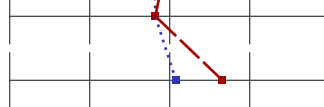
## H. Course Difficulty, Work Load, and Pace

23. For my preparation and ability, this course was



n=23010 av.=3.02 md=3.00 dev.=0.83  
n=3322 av.=3.19 md=3.00 dev.=0.76

24. For me, the pace at which the course materials were covered was



n=22999 av.=3.18 md=3.00 dev.=0.61  
n=3318 av.=3.18 md=3.00 dev.=0.65

25. In a typical 7-day week, how many hours did you spend preparing for this course (studying, reading, doing homework or other academic



n=22975 av.=2.34 md=2.00 dev.=0.97  
n=3319 av.=2.92 md=3.00 dev.=1.11

## I. Overall Evaluation

26. Rate the quality of this course as it contributed to your learning:



n=22933 av.=4.01 md=4.00 dev.=1.04  
n=3313 av.=4.16 md=4.00 dev.=1.01

## K. Student Information

33. What grade do you expect for this course?



n=22898 av.=6.64 md=7.00 dev.=1.60  
n=3294 av.=7.31 md=8.00 dev.=1.04