

**Office of Institutional Research**  
**Fall 2012 - St. John's Student Course Evaluations**

**Overview:**

-The report starts with a graph representing **overall indicators**, which are the average scores of various questions on the course evaluation.

- <b>Section A:</b>	“Course Organization and Planning”	(questions 1-3)
- <b>Section B:</b>	“Communication”	(questions 4-6)
- <b>Section C:</b>	“Faculty-Student Interaction”	(questions 7-9)
- <b>Section D:</b>	“Assignments, Exams, and Grading”	(questions 10-14)
- <b>Section E:</b>	“Instructional Methods”	(questions 15-16)
- <b>Section F:</b>	“Course Outcomes”	(questions 17-19)
- <b>Section G:</b>	“Student Effort and Involvement”	(questions 20-22)
- <b>Section H:</b>	“Course Difficulty, Work Load, and Pace”	(questions 23-25)
- <b>Section I:</b>	“Overall Evaluation”	(question 26)

-Each question is then individually assessed using the following scales. The percentages next to the name of the college/unit represent the response rate.

-The following are the value labels for the aggregated results pertaining to each question:

**Value Labels**

**Questions 1-22:**

- 5 = Strongly Agree
- 4 = Agree
- 3 = Somewhat Agree
- 2 = Disagree
- 1 = Strongly Disagree

**Question 23 - Course Difficulty:**

- 5 = Very Difficult
- 4 = Difficult
- 3 = About Right
- 2 = Easy
- 1 = Very Easy

**Question 24 - Course Pace:**

- 5 = Very Fast
- 4 = Fast
- 3 = Just about right
- 2 = Slow
- 1 = Very Slow

**Question 25 - Study Hours:**

- 5 = 8 or more hours
- 4 = 6 to 7
- 3 = 4 to 5
- 2 = 2 to 3
- 1 = Under 1 hour

**Question 26 - Overall Evaluation:**

- 5 = Excellent
- 4 = Good
- 3 = Fair
- 2 = Poor
- 1 = Very Poor

For any questions related to course evaluations, please contact:

Steven W. Glogocheski  
Associate Director of Academic Assessment  
718-990-6998  
glogochs@stjohns.edu

# Fall 2012 – GR St. John's University (57%)

No. of responses = 4262

## Overall indicators

A. Course Organization and Planning		av.=4.39 dev.=0.92
B. Communication		av.=4.4 dev.=0.93
C. Faculty-Student Interaction		av.=4.44 dev.=0.9
D. Assignments, Exams, and Grading		av.=4.45 dev.=0.87
E. Instructional Methods		av.=4.4 dev.=0.92
F. Course Outcomes		av.=4.33 dev.=1.03
G. Student Effort and Involvement		av.=4.63 dev.=0.65
H. Course Difficulty, Work Load, and Pace		av.=3.12 dev.=0.82
I. Overall Evaluation		av.=4.2 dev.=0.96

## Survey Results

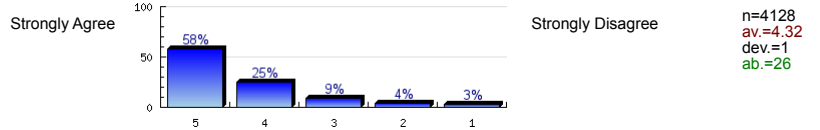
### A. Course Organization and Planning

1. The course goals, objectives, and grading procedures were clearly explained.	Strongly Agree		Strongly Disagree	n=4156 av.=4.34 dev.=0.97 ab.=15
2. Lectures and other class activities were well organized.	Strongly Agree		Strongly Disagree	n=4141 av.=4.27 dev.=1.02 ab.=22
3. The instructor was regularly punctual and regularly kept the class for the full class time.	Strongly Agree		Strongly Disagree	n=4129 av.=4.55 dev.=0.79 ab.=26

### B. Communication

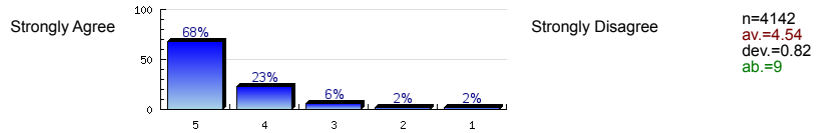
4. The instructor's presentations were clear and understandable.	Strongly Agree		Strongly Disagree	n=4137 av.=4.33 dev.=0.98 ab.=27
--	----------------	--	-------------------	---

5. The instructor adequately explained abstract or complex materials so that I understood it.



n=4128  
av.=4.32  
dev.=1  
ab.=26

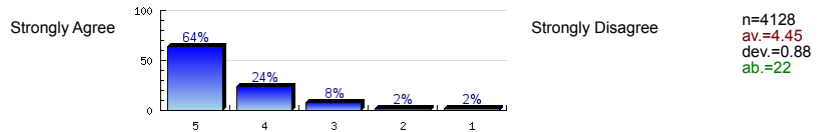
6. The instructor conveyed interest and enthusiasm in the subject matter.



n=4142  
av.=4.54  
dev.=0.82  
ab.=9

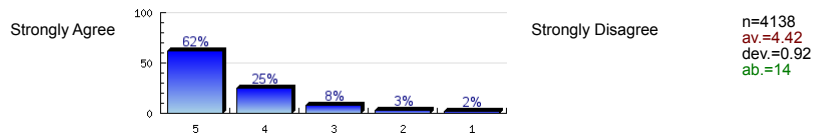
C. Faculty-Student Interaction

7. The instructor encouraged student discussion and participation.



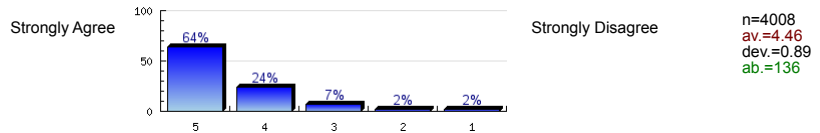
n=4128  
av.=4.45  
dev.=0.88  
ab.=22

8. The instructor satisfactorily answered students' questions.



n=4138  
av.=4.42  
dev.=0.92  
ab.=14

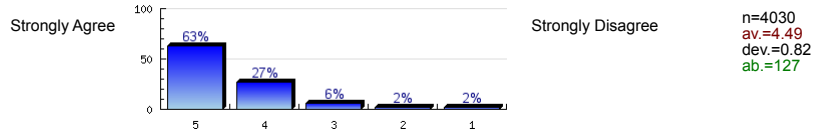
9. The instructor was accessible to students during office hours and by email.



n=4008  
av.=4.46  
dev.=0.89  
ab.=136

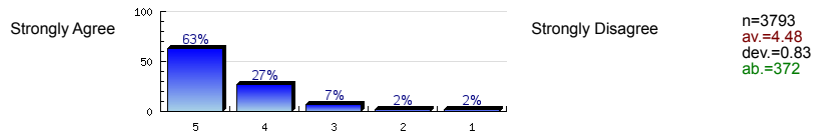
D. Assignments, Exams, and Grading

10. The instructor asked questions on the course material.



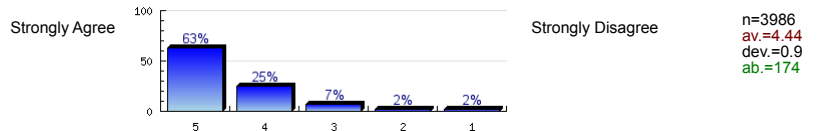
n=4030  
av.=4.49  
dev.=0.82  
ab.=127

11. Students were tested on material covered in the course.



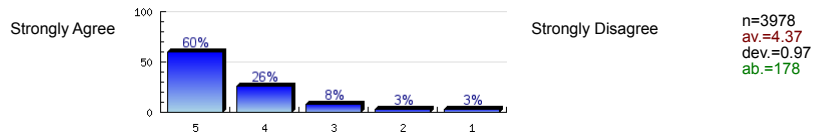
n=3793  
av.=4.48  
dev.=0.83  
ab.=372

12. The instructor returned students' work in a reasonable amount of time.



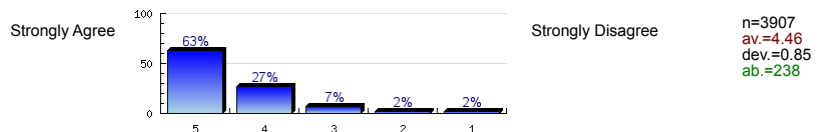
n=3986  
av.=4.44  
dev.=0.9  
ab.=174

13. The instructor provided sufficient feedback on tests and papers.



n=3978  
av.=4.37  
dev.=0.97  
ab.=178

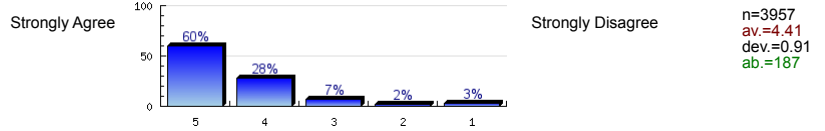
14. Tests, papers, and other assignments were graded fairly.



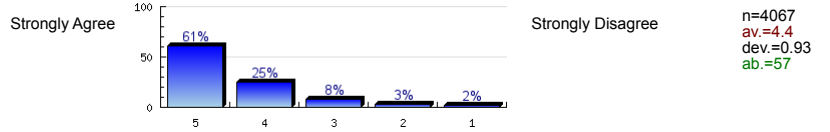
n=3907  
av.=4.46  
dev.=0.85  
ab.=238

E. Instructional Methods

15. The instructor made appropriate use of technology in teaching.

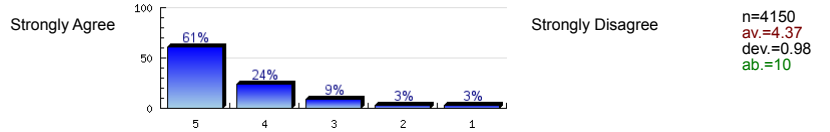


16. Students were actively involved in class discussion, group work, and other classroom activities.

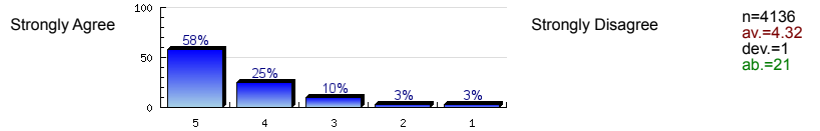


F. Course Outcomes

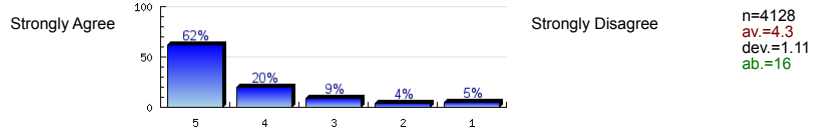
17. This course has increased my understanding of the subject matter.



18. This course increased my ability to think independently and critically.

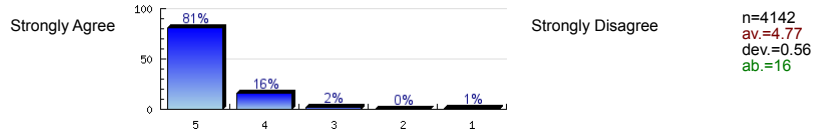


19. I would recommend this instructor to other students.

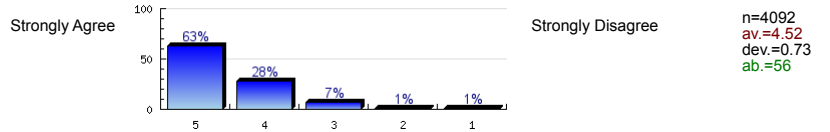


G. Student Effort and Involvement

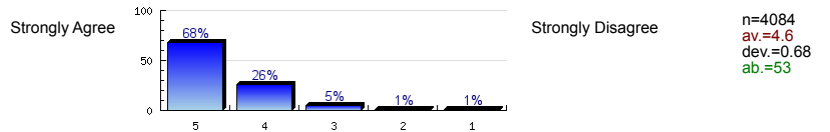
20. I attended class regularly.



21. I read the assignments and was well prepared for every class.




22. I spent a sufficient amount of time on assignments and research papers.

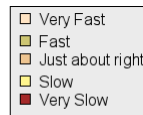


H. Course Difficulty, Work Load, and Pace

23. For my preparation and ability, this course was


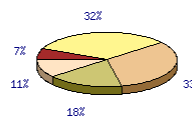


24. For me, the pace at which the course materials were covered was



n=4140  
av.=3.19  
dev.=0.64

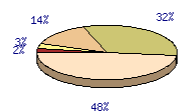
25. In a typical 7-day week, how many hours did you spend preparing for this course (studying, reading, doing homework or other academic activities)?



n=4141  
av.=2.94  
dev.=1.1

I. Overall Evaluation

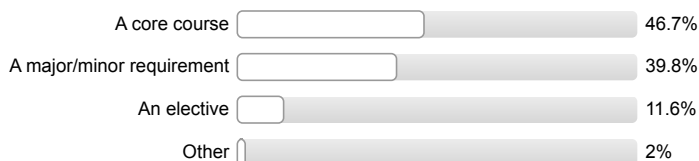
26. Rate the quality of this course as it contributed to your learning:



n=4147  
av.=4.2  
dev.=0.96

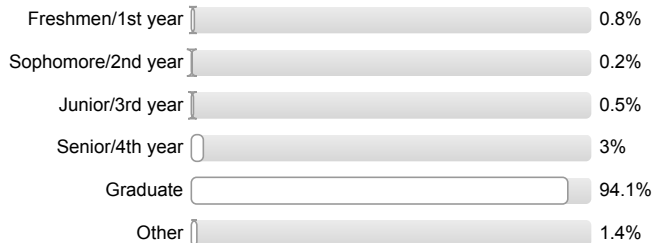
K. Student Information

30. For you, this course is



n=4123

31. Your class level:



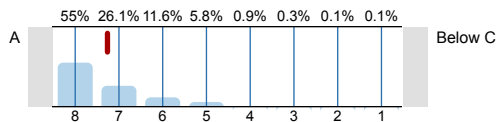
n=4131

32. Your sex:



n=4050

33. What grade do you expect for this course?



n=4110  
av.=7.26  
dev.=1.02

# Profile

Compilation: Fall 2012 – GR St. John's University (57%)

Values used in the profile line: Mean

## A. Course Organization and Planning

1. The course goals, objectives, and grading procedures were clearly explained.	Strongly Agree		Strongly Disagree	n=4156	av.=4.34	md=5.00	dev.=0.97
2. Lectures and other class activities were well organized.	Strongly Agree		Strongly Disagree	n=4141	av.=4.27	md=5.00	dev.=1.02
3. The instructor was regularly punctual and regularly kept the class for the full class time.	Strongly Agree		Strongly Disagree	n=4129	av.=4.55	md=5.00	dev.=0.79

## B. Communication

4. The instructor's presentations were clear and understandable.	Strongly Agree		Strongly Disagree	n=4137	av.=4.33	md=5.00	dev.=0.98
5. The instructor adequately explained abstract or complex materials so that I understood it.	Strongly Agree		Strongly Disagree	n=4128	av.=4.32	md=5.00	dev.=1.00
6. The instructor conveyed interest and enthusiasm in the subject matter.	Strongly Agree		Strongly Disagree	n=4142	av.=4.54	md=5.00	dev.=0.82



## C. Faculty-Student Interaction

7. The instructor encouraged student discussion and participation.	Strongly Agree		Strongly Disagree	n=4128	av.=4.45	md=5.00	dev.=0.88
8. The instructor satisfactorily answered students' questions.	Strongly Agree		Strongly Disagree	n=4138	av.=4.42	md=5.00	dev.=0.92
9. The instructor was accessible to students during office hours and by email.	Strongly Agree		Strongly Disagree	n=4008	av.=4.46	md=5.00	dev.=0.89




## D. Assignments, Exams, and Grading

10. The instructor asked questions on the course material.	Strongly Agree		Strongly Disagree	n=4030	av.=4.49	md=5.00	dev.=0.82
11. Students were tested on material covered in the course.	Strongly Agree		Strongly Disagree	n=3793	av.=4.48	md=5.00	dev.=0.83
12. The instructor returned students' work in a reasonable amount of time.	Strongly Agree		Strongly Disagree	n=3986	av.=4.44	md=5.00	dev.=0.90
13. The instructor provided sufficient feedback on tests and papers.	Strongly Agree		Strongly Disagree	n=3978	av.=4.37	md=5.00	dev.=0.97
14. Tests, papers, and other assignments were graded fairly.	Strongly Agree		Strongly Disagree	n=3907	av.=4.46	md=5.00	dev.=0.85




E. Instructional Methods

15. The instructor made appropriate use of technology in teaching.	Strongly Agree		Strongly Disagree	n=3957	av.=4.41	md=5.00	dev.=0.91
16. Students were actively involved in class discussion, group work, and other classroom activities.	Strongly Agree		Strongly Disagree	n=4067	av.=4.40	md=5.00	dev.=0.93




F. Course Outcomes

17. This course has increased my understanding of the subject matter.	Strongly Agree		Strongly Disagree	n=4150	av.=4.37	md=5.00	dev.=0.98
18. This course increased my ability to think independently and critically.	Strongly Agree		Strongly Disagree	n=4136	av.=4.32	md=5.00	dev.=1.00
19. I would recommend this instructor to other students.	Strongly Agree		Strongly Disagree	n=4128	av.=4.30	md=5.00	dev.=1.11

G. Student Effort and Involvement

20. I attended class regularly.	Strongly Agree		Strongly Disagree	n=4142	av.=4.77	md=5.00	dev.=0.56
21. I read the assignments and was well prepared for every class.	Strongly Agree		Strongly Disagree	n=4092	av.=4.52	md=5.00	dev.=0.73
22. I spent a sufficient amount of time on assignments and research papers.	Strongly Agree		Strongly Disagree	n=4084	av.=4.60	md=5.00	dev.=0.68

H. Course Difficulty, Work Load, and Pace

23. For my preparation and ability, this course was	Very Difficult		Very Easy	n=4143	av.=3.24	md=3.00	dev.=0.71
24. For me, the pace at which the course materials were covered was	Very Fast		Very Slow	n=4140	av.=3.19	md=3.00	dev.=0.64
25. In a typical 7-day week, how many hours did you spend preparing for this course (studying,	8 or more hours		Under 1 hour	n=4141	av.=2.94	md=3.00	dev.=1.10

I. Overall Evaluation

26. Rate the quality of this course as it contributed to your learning:	Excellent		Very Poor	n=4147	av.=4.20	md=4.00	dev.=0.96
---	-----------	---	-----------	--------	----------	---------	-----------

K. Student Information

33. What grade do you expect for this course?	A		Below C	n=4110	av.=7.26	md=8.00	dev.=1.02
---	---	---	---------	--------	----------	---------	-----------



# Profile

Compilation: Fall 2012 – GR St. John's University (57%)

