

Office of Institutional Research
Spring 2012 - St. John's Student Course Evaluations

Overview:

-The report starts with a graph representing **overall indicators**, which are the average scores of various questions on the course evaluation.

- Section A:	“Course Organization and Planning”	(questions 1-3)
- Section B:	“Communication”	(questions 4-6)
- Section C:	“Faculty-Student Interaction”	(questions 7-9)
- Section D:	“Assignments, Exams, and Grading”	(questions 10-14)
- Section E:	“Instructional Methods”	(questions 15-16)
- Section F:	“Course Outcomes”	(questions 17-19)
- Section G:	“Student Effort and Involvement”	(questions 20-22)
- Section H:	“Course Difficulty, Work Load, and Pace”	(questions 23-25)
- Section I:	“Overall Evaluation”	(question 26)

-Each question is then individually assessed using the following scales. Appropriate comparative results are also shown. The percentages next to the name of the college/unit represent the response rate.

-The following are the value labels for the aggregated results pertaining to each question:

Value Labels

Questions 1-22:

- 5 = Strongly Agree
- 4 = Agree
- 3 = Somewhat Agree
- 2 = Disagree
- 1 = Strongly Disagree

Question 23 - Course Difficulty:

- 5 = Very Difficult
- 4 = Difficult
- 3 = About Right
- 2 = Easy
- 1 = Very Easy

Question 24 - Course Pace:

- 5 = Very Fast
- 4 = Fast
- 3 = Just about right
- 2 = Slow
- 1 = Very Slow

Question 25 - Study Hours:

- 5 = 8 or more hours
- 4 = 6 to 7
- 3 = 4 to 5
- 2 = 2 to 3
- 1 = Under 1 hour

Question 26 - Overall Evaluation:

- 5 = Excellent
- 4 = Good
- 3 = Fair
- 2 = Poor
- 1 = Very Poor

For any questions related to course evaluations, please contact:

Steven W. Glogocheski
Associate Director of Academic Assessment
718-990-6998
glogochs@stjohns.edu

UG School of Education (56%)

No. of responses = 420



Overall indicators

A. Course Organization and Planning		av.=4.35 dev.=0.95
B. Communication		av.=4.36 dev.=0.95
C. Faculty-Student Interaction		av.=4.4 dev.=0.96
D. Assignments, Exams, and Grading		av.=4.35 dev.=0.96
E. Instructional Methods		av.=4.39 dev.=0.96
F. Course Outcomes		av.=4.29 dev.=1.07
G. Student Effort and Involvement		av.=4.59 dev.=0.72
H. Course Difficulty, Work Load, and Pace		av.=2.78 dev.=0.79
I. Overall Evaluation		av.=4.24 dev.=1.03

Survey Results

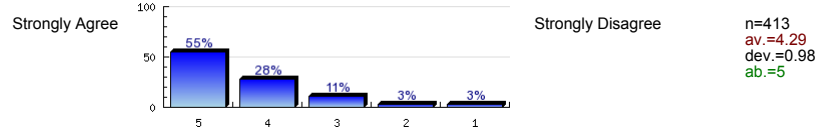
A. Course Organization and Planning

1. The course goals, objectives, and grading procedures were clearly explained.	Strongly Agree		Strongly Disagree	n=419 av.=4.28 dev.=0.99
2. Lectures and other class activities were well organized.	Strongly Agree		Strongly Disagree	n=417 av.=4.3 dev.=0.97 ab.=2
3. The instructor was regularly punctual and regularly kept the class for the full class time.	Strongly Agree		Strongly Disagree	n=415 av.=4.47 dev.=0.9 ab.=3

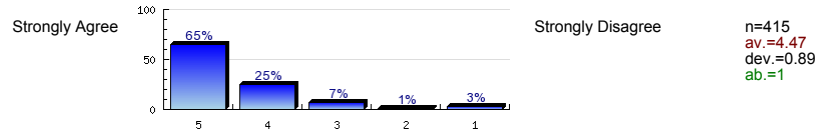
B. Communication

4. The instructor's presentations were clear and understandable.	Strongly Agree		Strongly Disagree	n=416 av.=4.3 dev.=0.98 ab.=3
--	----------------	--	-------------------	--

5. The instructor adequately explained abstract or complex materials so that I understood it.

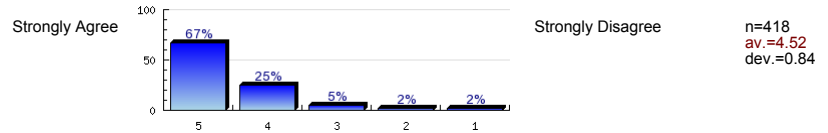


6. The instructor conveyed interest and enthusiasm in the subject matter.

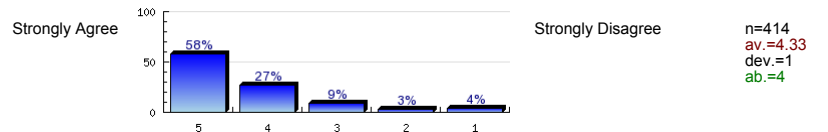


C. Faculty-Student Interaction

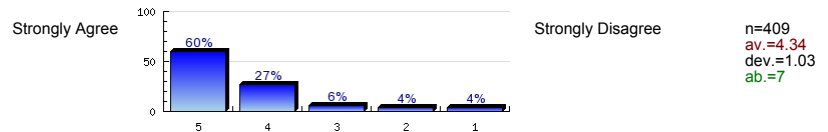
7. The instructor encouraged student discussion and participation.



8. The instructor satisfactorily answered students' questions.

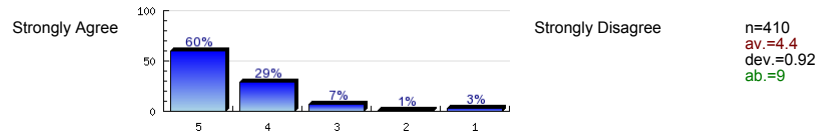


9. The instructor was accessible to students during office hours and by email.

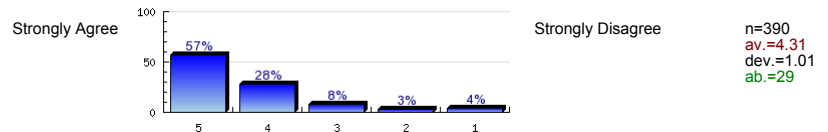


D. Assignments, Exams, and Grading

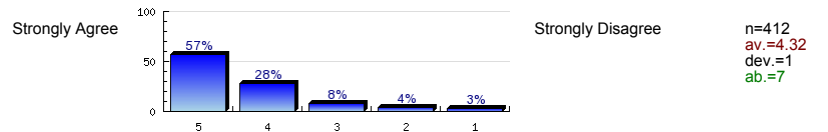
10. The instructor asked questions on the course material.



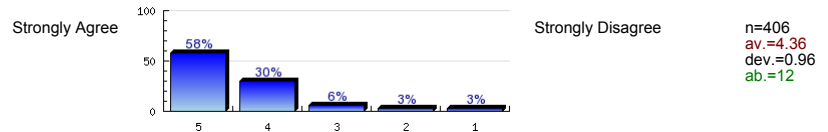
11. Students were tested on material covered in the course.



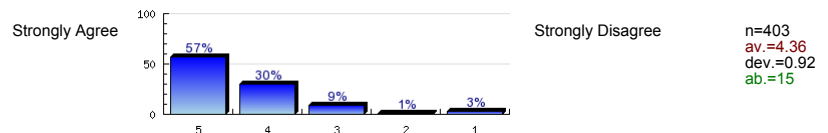
12. The instructor returned students' work in a reasonable amount of time.



13. The instructor provided sufficient feedback on tests and papers.

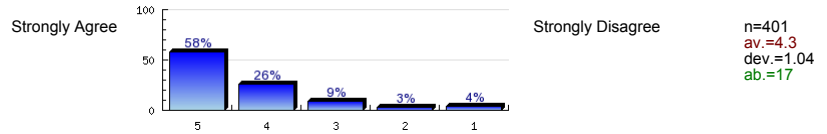


14. Tests, papers, and other assignments were graded fairly.

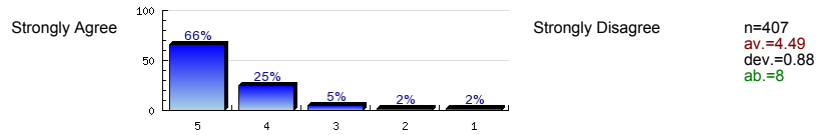


E. Instructional Methods

15. The instructor made appropriate use of technology in teaching.

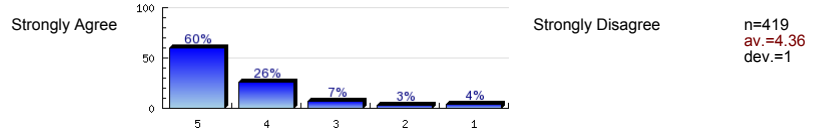


16. Students were actively involved in class discussion, group work, and other classroom activities.

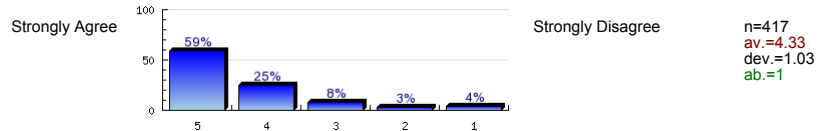


F. Course Outcomes

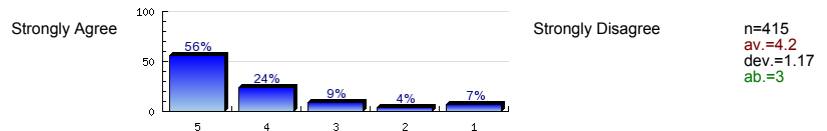
17. This course has increased my understanding of the subject matter.



18. This course increased my ability to think independently and critically.

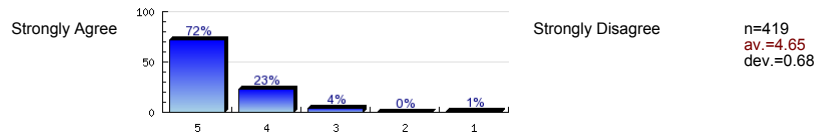


19. I would recommend this instructor to other students.

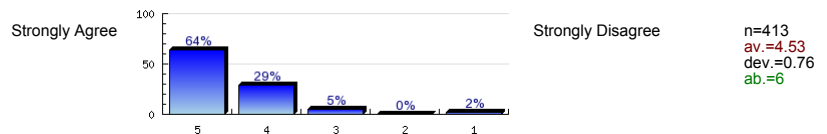


G. Student Effort and Involvement

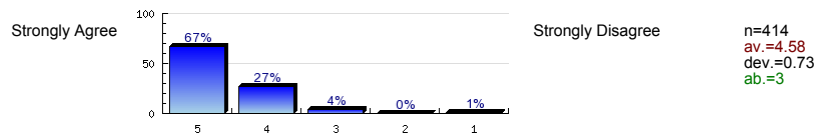
20. I attended class regularly.



21. I read the assignments and was well prepared for every class.

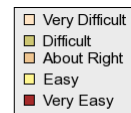
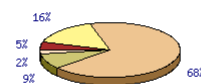


22. I spent a sufficient amount of time on assignments and research papers.



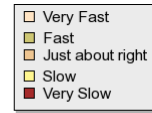
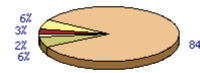
H. Course Difficulty, Work Load, and Pace

23. For my preparation and ability, this course was




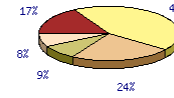
n=418 av.=2.89 dev.=0.72

24. For me, the pace at which the course materials were covered was



n=418
av.=2.98
dev.=0.55

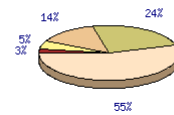
25. In a typical 7-day week, how many hours did you spend preparing for this course (studying, reading, doing homework or other academic activities)?



n=417
av.=2.47
dev.=1.1

I. Overall Evaluation


26. Rate the quality of this course as it contributed to your learning:



n=418
av.=4.24
dev.=1.03

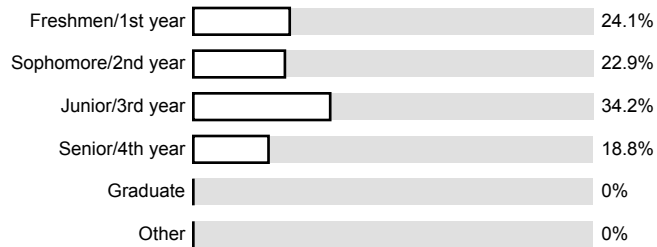
K. Student Information

30. For you, this course is




n=419

31. Your class level:



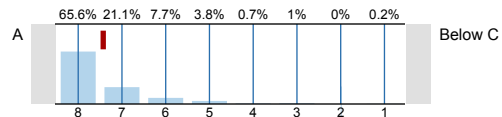
n=415

32. Your sex:



n=405

33. What grade do you expect for this course?



n=418
av.=7.43
dev.=1

Profile

Compilation: UG School of Education (56%)



26. Rate the quality of this course as it contributed to your learning:

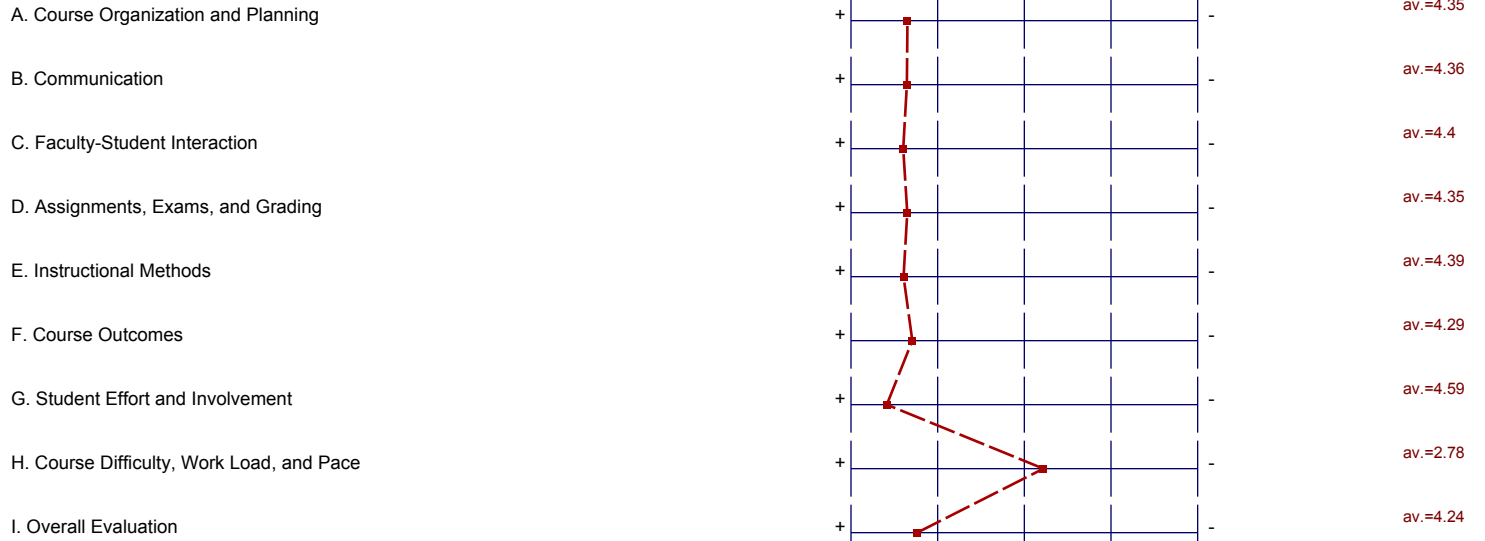


33. What grade do you expect for this course?



Profile

Compilation: UG School of Education (56%)



Profile

Compilation: UG School of Education (56%)



Comparative line: UG St. John's University (39%)



- 22. I spent a sufficient amount of time on assignments and research papers.
- 23. For my preparation and ability, this course was
- 24. For me, the pace at which the course materials were covered was
- 25. In a typical 7-day week, how many hours did you spend preparing for this course (studying, reading, doing homework or other academic activities)?
- 26. Rate the quality of this course as it contributed to your learning:
- 33. What grade do you expect for this course?

