

**Office of Institutional Research**  
**Spring 2012 - St. John's Student Course Evaluations**

**Overview:**

-The report starts with a graph representing **overall indicators**, which are the average scores of various questions on the course evaluation.

|                     |  |                   |
|---------------------|--|-------------------|
| - <b>Section A:</b> | “Course Organization and Planning”       | (questions 1-3)   |
| - <b>Section B:</b> | “Communication”                          | (questions 4-6)   |
| - <b>Section C:</b> | “Faculty-Student Interaction”            | (questions 7-9)   |
| - <b>Section D:</b> | “Assignments, Exams, and Grading”        | (questions 10-14) |
| - <b>Section E:</b> | “Instructional Methods”                  | (questions 15-16) |
| - <b>Section F:</b> | “Course Outcomes”                        | (questions 17-19) |
| - <b>Section G:</b> | “Student Effort and Involvement”         | (questions 20-22) |
| - <b>Section H:</b> | “Course Difficulty, Work Load, and Pace” | (questions 23-25) |
| - <b>Section I:</b> | “Overall Evaluation”                     | (question 26)     |

-Each question is then individually assessed using the following scales. Appropriate comparative results are also shown. The percentages next to the name of the college/unit represent the response rate.

-The following are the value labels for the aggregated results pertaining to each question:

**Value Labels**

**Questions 1-22:**

- 5 = Strongly Agree
- 4 = Agree
- 3 = Somewhat Agree
- 2 = Disagree
- 1 = Strongly Disagree

**Question 23 - Course Difficulty:**

- 5 = Very Difficult
- 4 = Difficult
- 3 = About Right
- 2 = Easy
- 1 = Very Easy

**Question 24 - Course Pace:**

- 5 = Very Fast
- 4 = Fast
- 3 = Just about right
- 2 = Slow
- 1 = Very Slow

**Question 25 - Study Hours:**

- 5 = 8 or more hours
- 4 = 6 to 7
- 3 = 4 to 5
- 2 = 2 to 3
- 1 = Under 1 hour

**Question 26 - Overall Evaluation:**

- 5 = Excellent
- 4 = Good
- 3 = Fair
- 2 = Poor
- 1 = Very Poor

For any questions related to course evaluations, please contact:

Steven W. Glogocheski  
Associate Director of Academic Assessment  
718-990-6998  
glogochs@stjohns.edu

# GR School of Education (47%)

No. of responses = 965



## Overall indicators

|   |  |                       |
|---|--|-----------------------|
| A. Course Organization and Planning       |  | av.=4.47<br>dev.=0.84 |
| B. Communication                          |  | av.=4.5<br>dev.=0.83  |
| C. Faculty-Student Interaction            |  | av.=4.5<br>dev.=0.86  |
| D. Assignments, Exams, and Grading        |  | av.=4.47<br>dev.=0.87 |
| E. Instructional Methods                  |  | av.=4.51<br>dev.=0.83 |
| F. Course Outcomes                        |  | av.=4.42<br>dev.=0.95 |
| G. Student Effort and Involvement         |  | av.=4.73<br>dev.=0.59 |
| H. Course Difficulty, Work Load, and Pace |  | av.=3.12<br>dev.=0.76 |
| I. Overall Evaluation                     |  | av.=4.33<br>dev.=0.89 |

## Survey Results

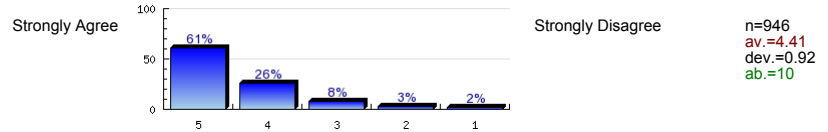
### A. Course Organization and Planning

|  |                |  |                   |   |
|--|----------------|--|-------------------|---|
| 1. The course goals, objectives, and grading procedures were clearly explained.                | Strongly Agree |  | Strongly Disagree | n=960<br>av.=4.44<br>dev.=0.87<br>ab.=2 |
| 2. Lectures and other class activities were well organized.                                    | Strongly Agree |  | Strongly Disagree | n=954<br>av.=4.36<br>dev.=0.93<br>ab.=5 |
| 3. The instructor was regularly punctual and regularly kept the class for the full class time. | Strongly Agree |  | Strongly Disagree | n=952<br>av.=4.62<br>dev.=0.73<br>ab.=8 |

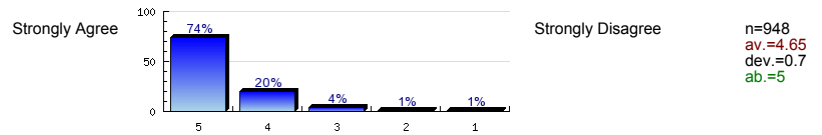
### B. Communication

|  |                |  |                   |   |
|--|----------------|--|-------------------|---|
| 4. The instructor's presentations were clear and understandable. | Strongly Agree |  | Strongly Disagree | n=951<br>av.=4.43<br>dev.=0.88<br>ab.=7 |
|--|----------------|--|-------------------|---|

5. The instructor adequately explained abstract or complex materials so that I understood it.

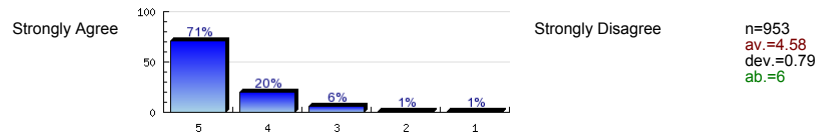


6. The instructor conveyed interest and enthusiasm in the subject matter.

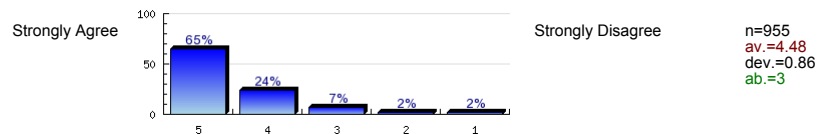


### C. Faculty-Student Interaction

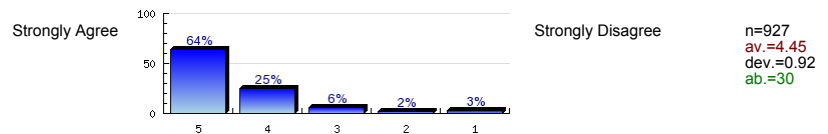
7. The instructor encouraged student discussion and participation.



8. The instructor satisfactorily answered students' questions.

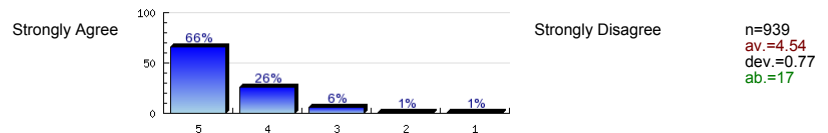


9. The instructor was accessible to students during office hours and by email.

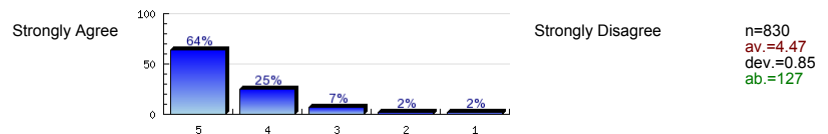


### D. Assignments, Exams, and Grading

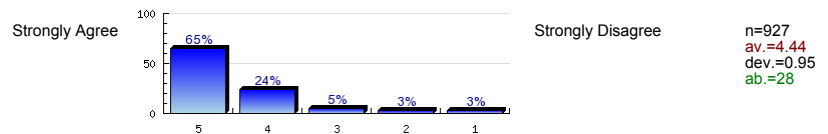
10. The instructor asked questions on the course material.



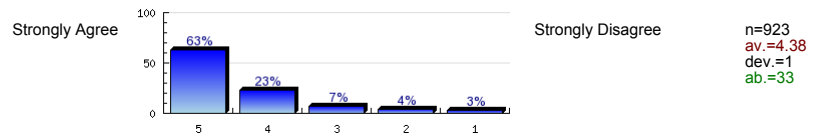
11. Students were tested on material covered in the course.



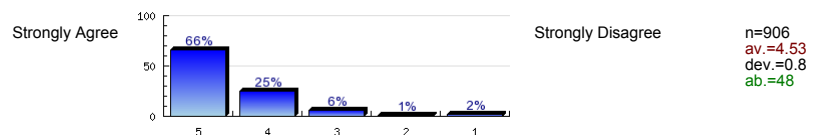
12. The instructor returned students' work in a reasonable amount of time.



13. The instructor provided sufficient feedback on tests and papers.

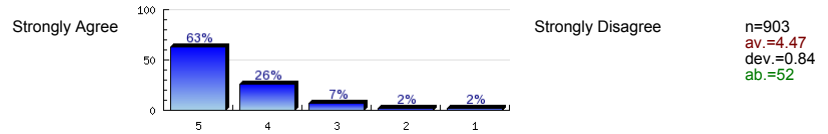


14. Tests, papers, and other assignments were graded fairly.

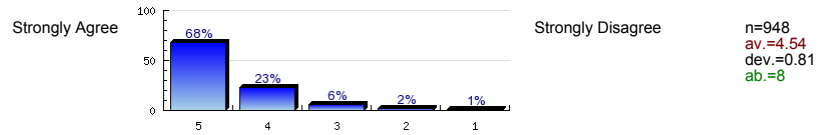


## E. Instructional Methods

15. The instructor made appropriate use of technology in teaching.

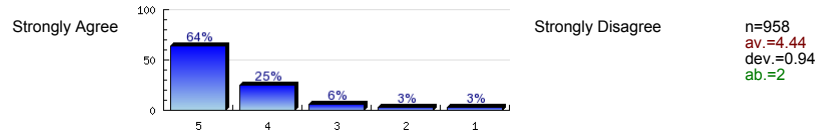


16. Students were actively involved in class discussion, group work, and other classroom activities.

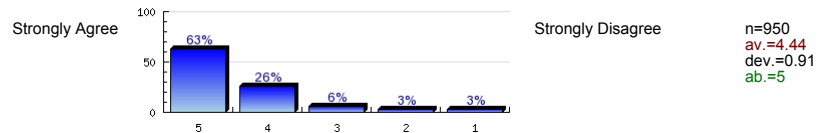


## F. Course Outcomes

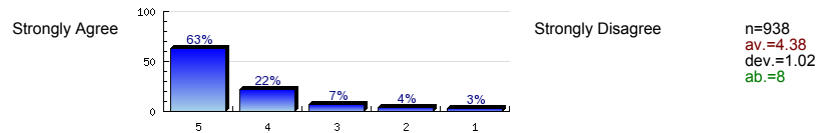
17. This course has increased my understanding of the subject matter.



18. This course increased my ability to think independently and critically.

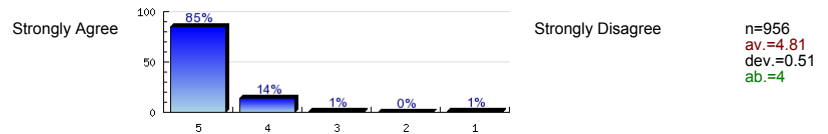


19. I would recommend this instructor to other students.

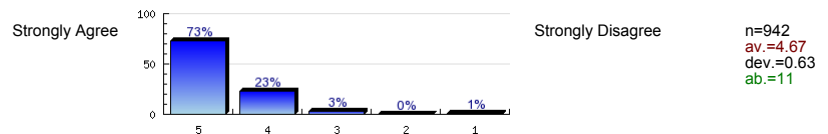


## G. Student Effort and Involvement

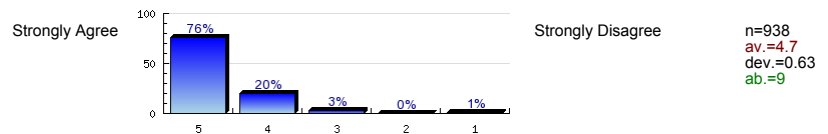
20. I attended class regularly.



21. I read the assignments and was well prepared for every class.

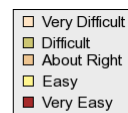
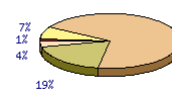


22. I spent a sufficient amount of time on assignments and research papers.



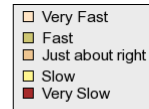
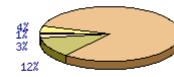
## H. Course Difficulty, Work Load, and Pace

23. For my preparation and ability, this course was




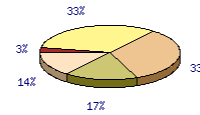
n=957  
av.=3.16  
dev.=0.66

24. For me, the pace at which the course materials were covered was



n=957  
av.=3.12  
dev.=0.52

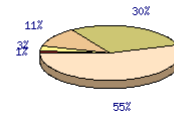
25. In a typical 7-day week, how many hours did you spend preparing for this course (studying, reading, doing homework or other academic activities)?



n=952  
av.=3.07  
dev.=1.09

## I. Overall Evaluation


26. Rate the quality of this course as it contributed to your learning:



n=955  
av.=4.33  
dev.=0.89


## K. Student Information

30. For you, this course is




n=954

31. Your class level:



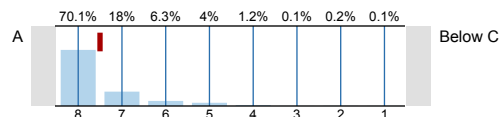
n=952

32. Your sex:



n=939

33. What grade do you expect for this course?



n=947  
av.=7.5  
dev.=0.94

# Profile

Compilation: GR School of Education (47%)



26. Rate the quality of this course as it contributed to your learning:



33. What grade do you expect for this course?



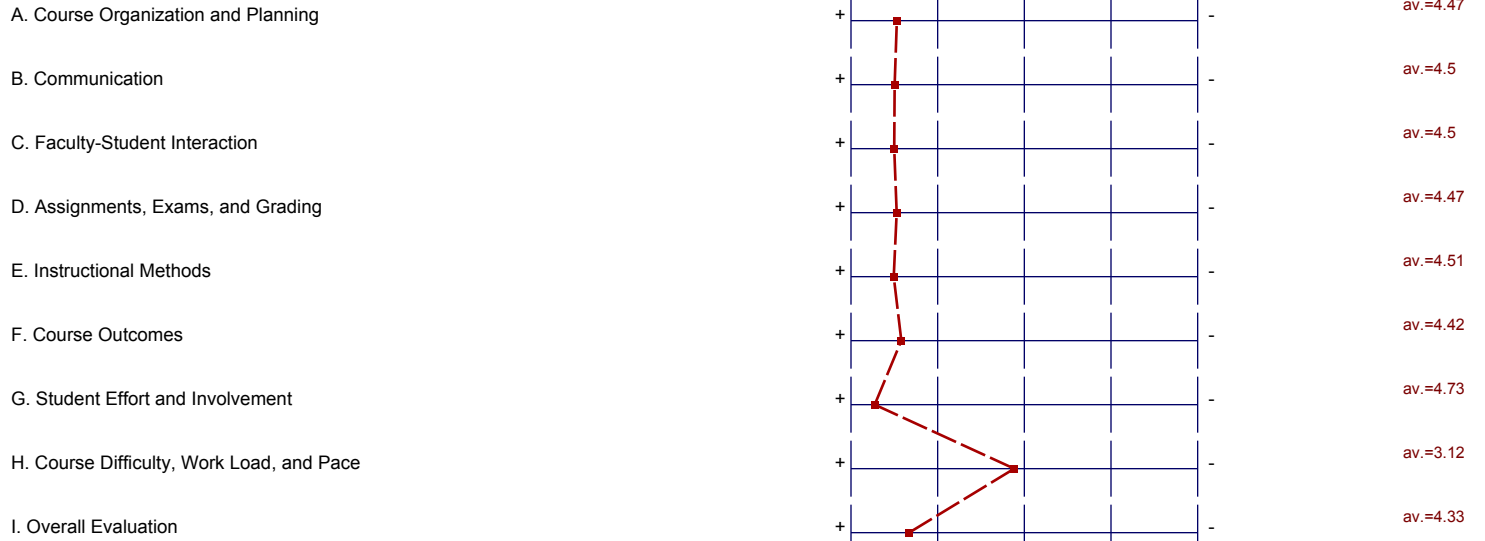


# Profile



Compilation:

GR School of Education (47%)



# Profile

Compilation: GR School of Education (47%)



Comparative line: GR St. John's University (51%)



- 22. I spent a sufficient amount of time on assignments and research papers.
- 23. For my preparation and ability, this course was
- 24. For me, the pace at which the course materials were covered was
- 25. In a typical 7-day week, how many hours did you spend preparing for this course (studying, reading, doing homework or other academic activities)?
- 26. Rate the quality of this course as it contributed to your learning:
- 33. What grade do you expect for this course?

