

Office of Institutional Research

Spring 2018 – Student Evaluation of Teaching

Overview

-The following are the value labels for the aggregated results pertaining to each question:

Value Labels

Question 1.1 – Course Pace

- 5 – Very Fast
- 4 – Fast
- 3 – Just about right
- 2 – Slow
- 1 – Very slow

Questions 1.2 - 1.12

- 5 – Strongly Agree
- 4 – Agree
- 3 – Somewhat Agree
- 2 – Disagree
- 1 – Strongly Disagree

Question 1.13 – Professor’s Teaching

- 5 – Excellent
- 4 – Good
- 3 – Fair
- 2 – Poor
- 1 – Very poor

For any questions related to the evaluations, please contact:

Office of Institutional Research
718-990-1869
ir@stjohns.edu

Spring 2018 - GR School of Education (55%)

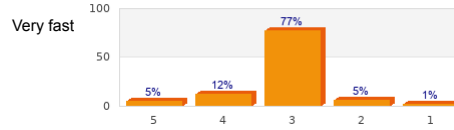
No. of responses = 1087



Survey Results

Student Evaluation of Teaching

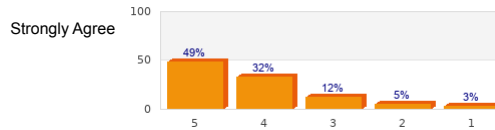
Rate the pace at which the course material was taught.



Very slow

n=1030
av.=3.13
dev.=0.63

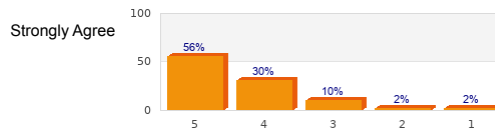
The course goals and grading procedures were clear.



Strongly Disagree

n=1038
av.=4.2
dev.=0.99
ab.=7

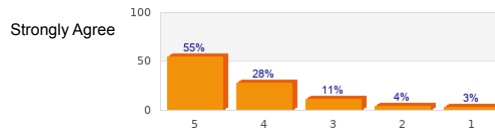
Tests, papers, and/or other assignments were graded fairly.



Strongly Disagree

n=993
av.=4.36
dev.=0.88
ab.=48

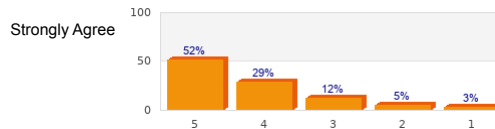
This course increased my understanding of the subject matter.



Strongly Disagree

n=1034
av.=4.27
dev.=1
ab.=6

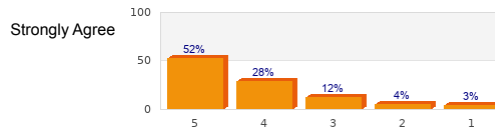
This course increased my ability to think critically.



Strongly Disagree

n=1034
av.=4.21
dev.=1.02
ab.=8

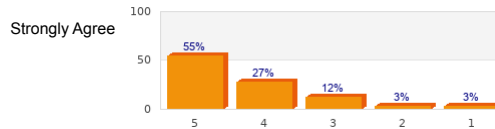
Lectures and other class activities were well organized.



Strongly Disagree

n=1051
av.=4.21
dev.=1.04
ab.=9

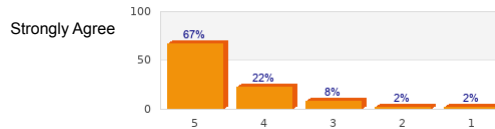
The instructor's presentations were clear and understandable.



Strongly Disagree

n=1046
av.=4.28
dev.=0.99
ab.=15

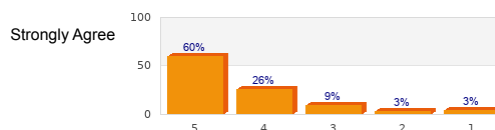
The instructor conveyed interest and enthusiasm in the subject matter.



Strongly Disagree

n=1054
av.=4.5
dev.=0.85
ab.=7

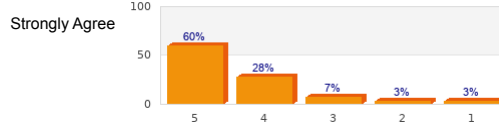
The instructor satisfactorily answered students' questions.



Strongly Disagree

n=1057
av.=4.35
dev.=0.99
ab.=5

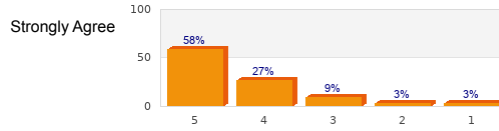
The instructor was accessible to students for extra help.



Strongly Disagree

n=1002
av.=4.4
dev.=0.93
ab.=50

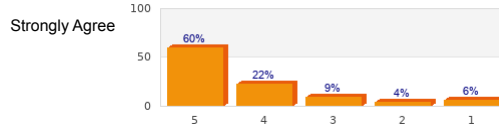
The instructor responded to students' work in a reasonable amount of time.



Strongly Disagree

n=1035
av.=4.35
dev.=0.97
ab.=23

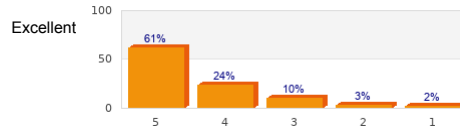
I would recommend this instructor to other students.



Strongly Disagree

n=1037
av.=4.27
dev.=1.12
ab.=4

Rate this professor's teaching.



Very poor


n=1041
av.=4.38
dev.=0.94

Profile

Compilation: Spring 2018 - GR School of Education (55%)

Values used in the profile line: Mean

Student Evaluation of Teaching



Profile

Compilation: Spring 2018 - GR School of Education (55%)

Comparative line:
Compilation: Spring 2018 - GR SJU (54%)

Values used in the profile line: Mean

Student Evaluation of Teaching

