

Office of Institutional Research

Spring 2016 – Student Evaluation of Teaching

Overview

-The following are the value labels for the aggregated results pertaining to each question:

Value Labels

Questions 1.1 - 1.11

- 5 – Strongly Agree
- 4 – Agree
- 3 – Somewhat Agree
- 2 – Disagree
- 1 – Strongly Disagree

Question 1.12 – Course Pace

- 5 – Very Fast
- 4 – Fast
- 3 – Just about right
- 2 – Slow
- 1 – Very slow

Question 1.13 – Professor’s Teaching

- 5 – Excellent
- 4 – Good
- 3 – Fair
- 2 – Poor
- 1 – Very poor

For any questions related to the evaluations, please contact:

Office of Institutional Research
718-990-1869
ir@stjohns.edu

Spring 2016 - UG School of Education (62%)

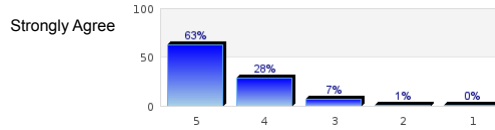
No. of responses = 318



Survey Results

Student Evaluation of Teaching

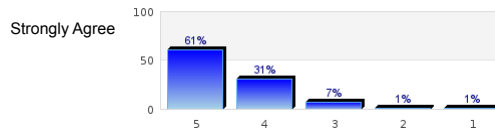
The course goals and grading procedures were clear.



Strongly Disagree

n=317
av.=4.53
dev.=0.7
ab.=1

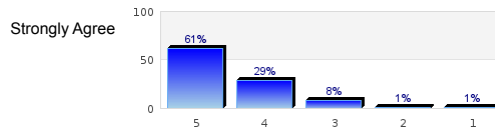
Lectures and other class activities were well organized.



Strongly Disagree

n=314
av.=4.5
dev.=0.72
ab.=2

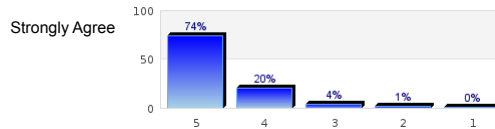
The instructor's presentations were clear and understandable.



Strongly Disagree

n=315
av.=4.49
dev.=0.74
ab.=3

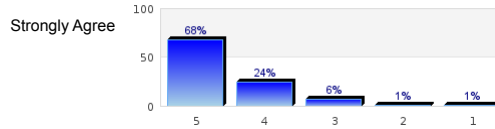
The instructor conveyed interest and enthusiasm in the subject matter.



Strongly Disagree

n=315
av.=4.67
dev.=0.64
ab.=2

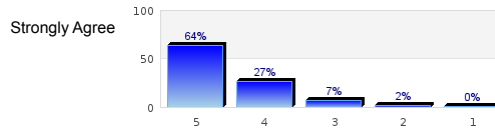
The instructor satisfactorily answered students' questions.



Strongly Disagree

n=313
av.=4.58
dev.=0.71
ab.=2

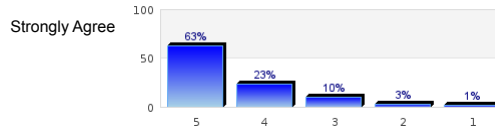
The instructor was accessible to students for extra help.



Strongly Disagree

n=307
av.=4.53
dev.=0.72
ab.=7

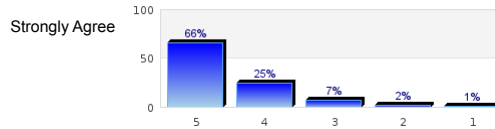
The instructor responded to students' work in a reasonable amount of time.



Strongly Disagree

n=311
av.=4.44
dev.=0.87
ab.=6

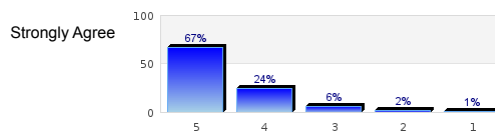
Tests, papers, and/or other assignments were graded fairly.



Strongly Disagree

n=314
av.=4.53
dev.=0.77
ab.=3

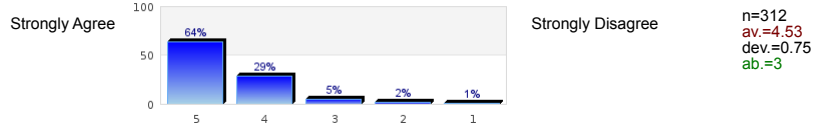
This course increased my understanding of the subject matter.



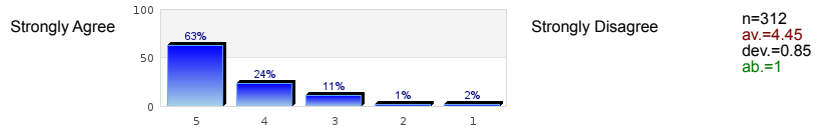
Strongly Disagree

n=315
av.=4.54
dev.=0.77
ab.=2

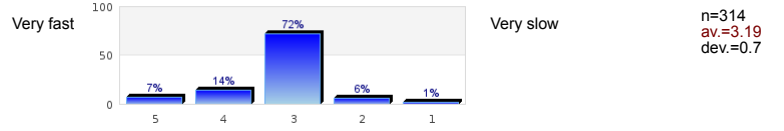
This course increased my ability to think critically.



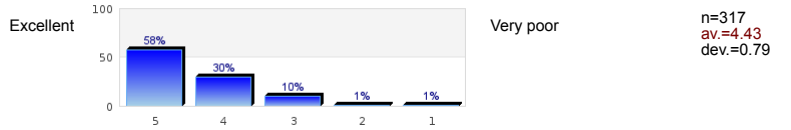
I would recommend this instructor to other students.



Rate the pace at which the course material was taught.



Rate this professor's teaching.




Profile

Compilation: Spring 2016 - UG School of Education (62%)

Values used in the profile line: Mean

Student Evaluation of Teaching



Profile

█ **Compilation:** Spring 2016 - UG School of Education (62%)
█ **Comparative line:**
█ **Compilation:** Spring 2016 - UG St. John's University (45%)

Values used in the profile line: Mean

Student Evaluation of Teaching

