

Office of Institutional Research

Spring 2016 – Student Evaluation of Teaching

Overview

-The following are the value labels for the aggregated results pertaining to each question:

Value Labels

Questions 1.1 - 1.11

- 5 – Strongly Agree
- 4 – Agree
- 3 – Somewhat Agree
- 2 – Disagree
- 1 – Strongly Disagree

Question 1.12 – Course Pace

- 5 – Very Fast
- 4 – Fast
- 3 – Just about right
- 2 – Slow
- 1 – Very slow

Question 1.13 – Professor’s Teaching

- 5 – Excellent
- 4 – Good
- 3 – Fair
- 2 – Poor
- 1 – Very poor

For any questions related to the evaluations, please contact:

Office of Institutional Research
718-990-1869
ir@stjohns.edu

Spring 2016 - GR School of Education (54%)

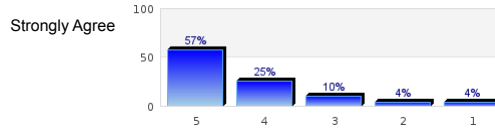
No. of responses = 1039



Survey Results

Student Evaluation of Teaching

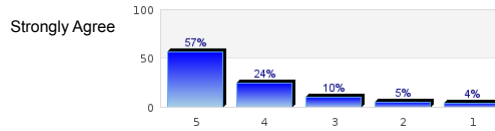
The course goals and grading procedures were clear.



Strongly Disagree

n=1026
av.=4.27
dev.=1.06
ab.=8

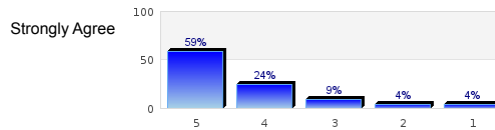
Lectures and other class activities were well organized.



Strongly Disagree

n=1016
av.=4.25
dev.=1.08
ab.=15

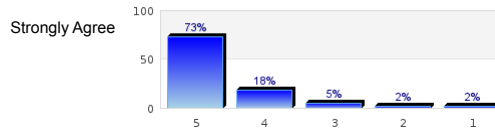
The instructor's presentations were clear and understandable.



Strongly Disagree

n=1017
av.=4.3
dev.=1.04
ab.=15

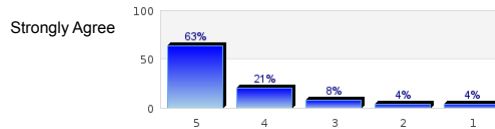
The instructor conveyed interest and enthusiasm in the subject matter.



Strongly Disagree

n=1028
av.=4.59
dev.=0.82
ab.=7

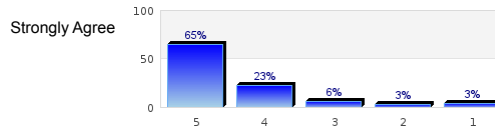
The instructor satisfactorily answered students' questions.



Strongly Disagree

n=1024
av.=4.35
dev.=1.06
ab.=3

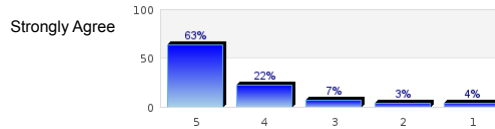
The instructor was accessible to students for extra help.



Strongly Disagree

n=997
av.=4.43
dev.=0.98
ab.=37

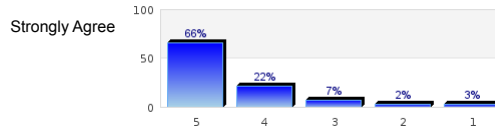
The instructor responded to students' work in a reasonable amount of time.



Strongly Disagree

n=1016
av.=4.38
dev.=1.03
ab.=18

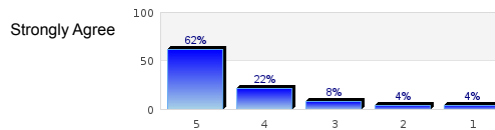
Tests, papers, and/or other assignments were graded fairly.



Strongly Disagree

n=979
av.=4.46
dev.=0.93
ab.=51

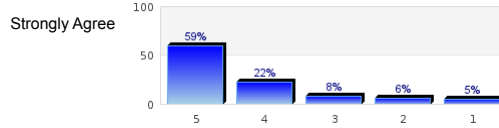
This course increased my understanding of the subject matter.



Strongly Disagree

n=1025
av.=4.32
dev.=1.07
ab.=9

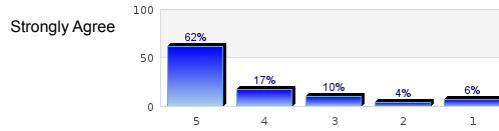
This course increased my ability to think critically.



Strongly Disagree

n=1020
av.=4.26
dev.=1.11
ab.=8

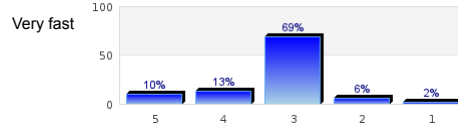
I would recommend this instructor to other students.



Strongly Disagree

n=1008
av.=4.25
dev.=1.19
ab.=7

Rate the pace at which the course material was taught.

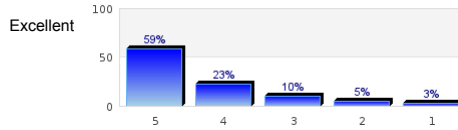


Very fast

Very slow

n=1013
av.=3.24
dev.=0.78

Rate this professor's teaching.



Excellent

Very poor


n=1025
av.=4.29
dev.=1.05

Profile

Compilation: Spring 2016 - GR School of Education (54%)

Values used in the profile line: Mean

Student Evaluation of Teaching



Profile

Compilation: Spring 2016 - GR School of Education (54%)

Comparative line:
Compilation: Spring 2016 - GR St. John's University (56%)

Values used in the profile line: Mean

Student Evaluation of Teaching

