

Office of Institutional Research

Spring 2015 – Student Evaluation of Teaching

Overview

-The following are the value labels for the aggregated results pertaining to each question:

Value Labels

Questions 1.1 - 1.11

- 5 – Strongly Agree
- 4 – Agree
- 3 – Somewhat Agree
- 2 – Disagree
- 1 – Strongly Disagree

Question 1.12 – Course Pace

- 5 – Very Fast
- 4 – Fast
- 3 – Just about right
- 2 – Slow
- 1 – Very slow

Question 1.13 – Professor’s Teaching

- 5 – Excellent
- 4 – Good
- 3 – Fair
- 2 – Poor
- 1 – Very poor

For any questions related to the evaluations, please contact:

Steven W. Glogocheski, Ed.D.
Associate Director of Academic Assessment
718-990-6998
glogochs@stjohns.edu

Spring 2015 - GR School of Education (59%)

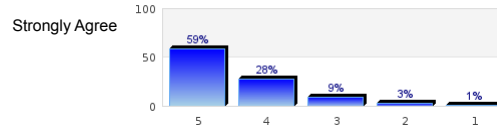
No. of responses = 1048



Survey Results

Student Evaluation of Teaching

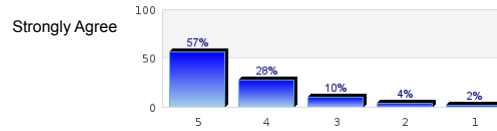
The course goals and grading procedures were clear.



Strongly Disagree

n=1043
av.=4.41
dev.=0.85
ab.=5

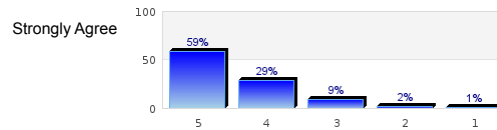
Lectures and other class activities were well organized.



Strongly Disagree

n=1024
av.=4.34
dev.=0.92
ab.=20

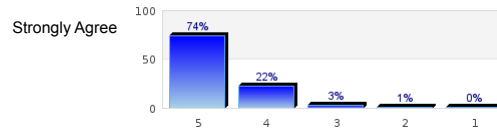
The instructor's presentations were clear and understandable.



Strongly Disagree

n=1024
av.=4.42
dev.=0.82
ab.=15

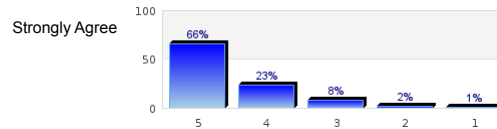
The instructor conveyed interest and enthusiasm in the subject matter.



Strongly Disagree

n=1040
av.=4.68
dev.=0.6
ab.=5

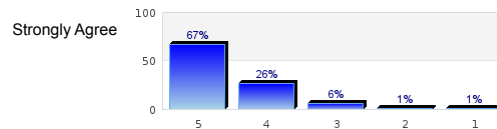
The instructor satisfactorily answered students' questions.



Strongly Disagree

n=1043
av.=4.51
dev.=0.81
ab.=2

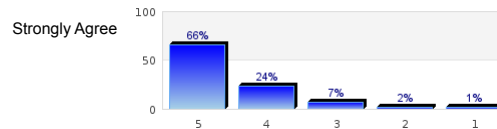
The instructor was accessible to students for extra help.



Strongly Disagree

n=1013
av.=4.57
dev.=0.71
ab.=31

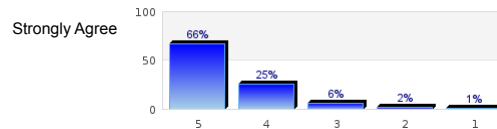
The instructor responded to students' work in a reasonable amount of time.



Strongly Disagree

n=1027
av.=4.52
dev.=0.81
ab.=15

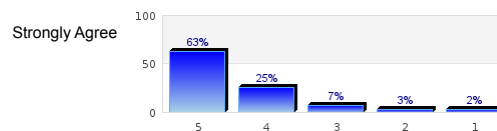
Tests, papers, and/or other assignments were graded fairly.



Strongly Disagree

n=1000
av.=4.55
dev.=0.76
ab.=42

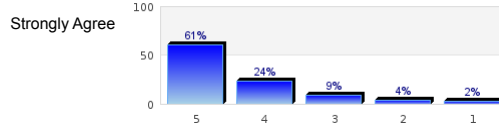
This course increased my understanding of the subject matter.



Strongly Disagree

n=1038
av.=4.43
dev.=0.92
ab.=2

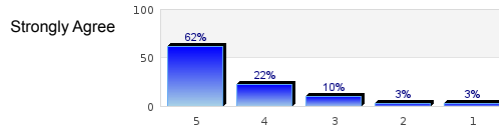
This course increased my ability to think critically.



Strongly Disagree

n=1036
av.=4.37
dev.=0.96
ab.=6

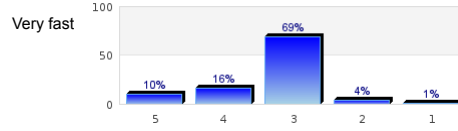
I would recommend this instructor to other students.



Strongly Disagree

n=1027
av.=4.37
dev.=0.98
ab.=1

Rate the pace at which the course material was taught.

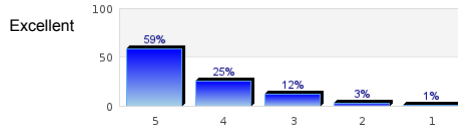


Very fast

Very slow

n=1037
av.=3.3
dev.=0.75

Rate this professor's teaching.



Excellent

Very poor


n=1038
av.=4.37
dev.=0.88

Profile

Compilation: Spring 2015 - GR School of Education (59%)

Values used in the profile line: Mean

Student Evaluation of Teaching



Profile

█ **Compilation:** Spring 2015 - GR School of Education (59%)
█ **Comparative line:**
█ **Compilation:** Spring 2015 - GR St. John's University (60%)

Values used in the profile line: Mean

Student Evaluation of Teaching

