

## Office of Institutional Research

### Fall 2017 – Student Evaluation of Teaching

#### Overview

-The following are the value labels for the aggregated results pertaining to each question:

#### Value Labels

##### Question 1.1 – Course Pace

- 5 – Very Fast
- 4 – Fast
- 3 – Just about right
- 2 – Slow
- 1 – Very slow

##### Questions 1.2 - 1.12

- 5 – Strongly Agree
- 4 – Agree
- 3 – Somewhat Agree
- 2 – Disagree
- 1 – Strongly Disagree

##### Question 1.13 – Professor’s Teaching

- 5 – Excellent
- 4 – Good
- 3 – Fair
- 2 – Poor
- 1 – Very poor

For any questions related to the evaluations, please contact:

Office of Institutional Research  
718-990-1869  
ir@stjohns.edu

# Fall 2017 - GR School of Education (59%)

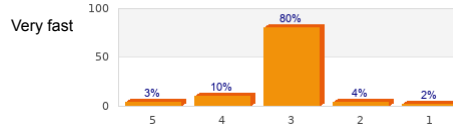
No. of responses = 1193



## Survey Results

### Student Evaluation of Teaching

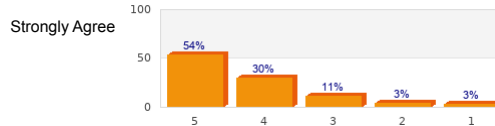
Rate the pace at which the course material was taught.



Very slow

n=1182  
av.=3.09  
dev.=0.6

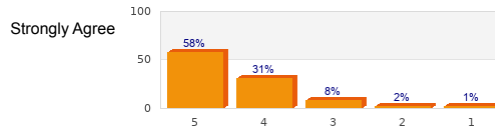
The course goals and grading procedures were clear.



Strongly Disagree

n=1183  
av.=4.28  
dev.=0.96  
ab.=3

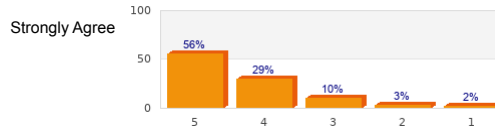
Tests, papers, and/or other assignments were graded fairly.



Strongly Disagree

n=1148  
av.=4.42  
dev.=0.82  
ab.=38

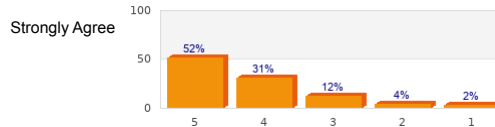
This course increased my understanding of the subject matter.



Strongly Disagree

n=1184  
av.=4.34  
dev.=0.92  
ab.=3

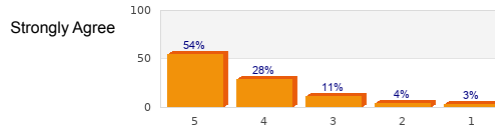
This course increased my ability to think critically.



Strongly Disagree

n=1180  
av.=4.25  
dev.=0.97  
ab.=9

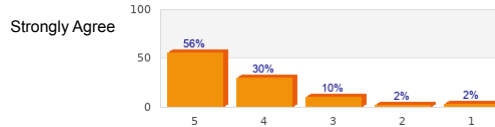
Lectures and other class activities were well organized.



Strongly Disagree

n=1186  
av.=4.27  
dev.=0.99  
ab.=4

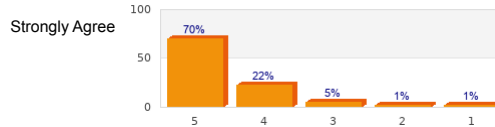
The instructor's presentations were clear and understandable.



Strongly Disagree

n=1179  
av.=4.35  
dev.=0.91  
ab.=7

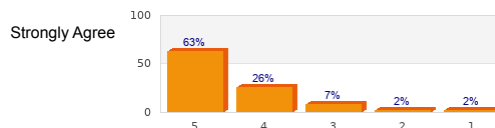
The instructor conveyed interest and enthusiasm in the subject matter.



Strongly Disagree

n=1185  
av.=4.58  
dev.=0.77  
ab.=4

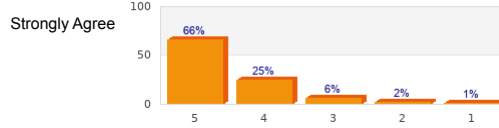
The instructor satisfactorily answered students' questions.



Strongly Disagree

n=1186  
av.=4.47  
dev.=0.84  
ab.=5

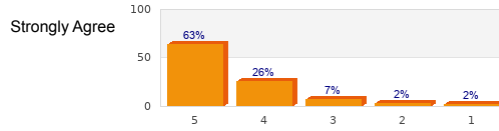
The instructor was accessible to students for extra help.



Strongly Disagree

n=1125  
av.=4.54  
dev.=0.77  
ab.=59

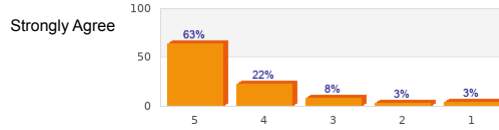
The instructor responded to students' work in a reasonable amount of time.



Strongly Disagree

n=1164  
av.=4.47  
dev.=0.86  
ab.=21

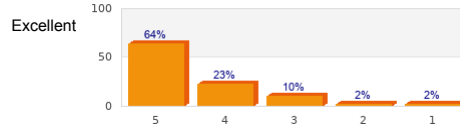
I would recommend this instructor to other students.



Strongly Disagree

n=1162  
av.=4.39  
dev.=1  
ab.=6

Rate this professor's teaching.



Very poor

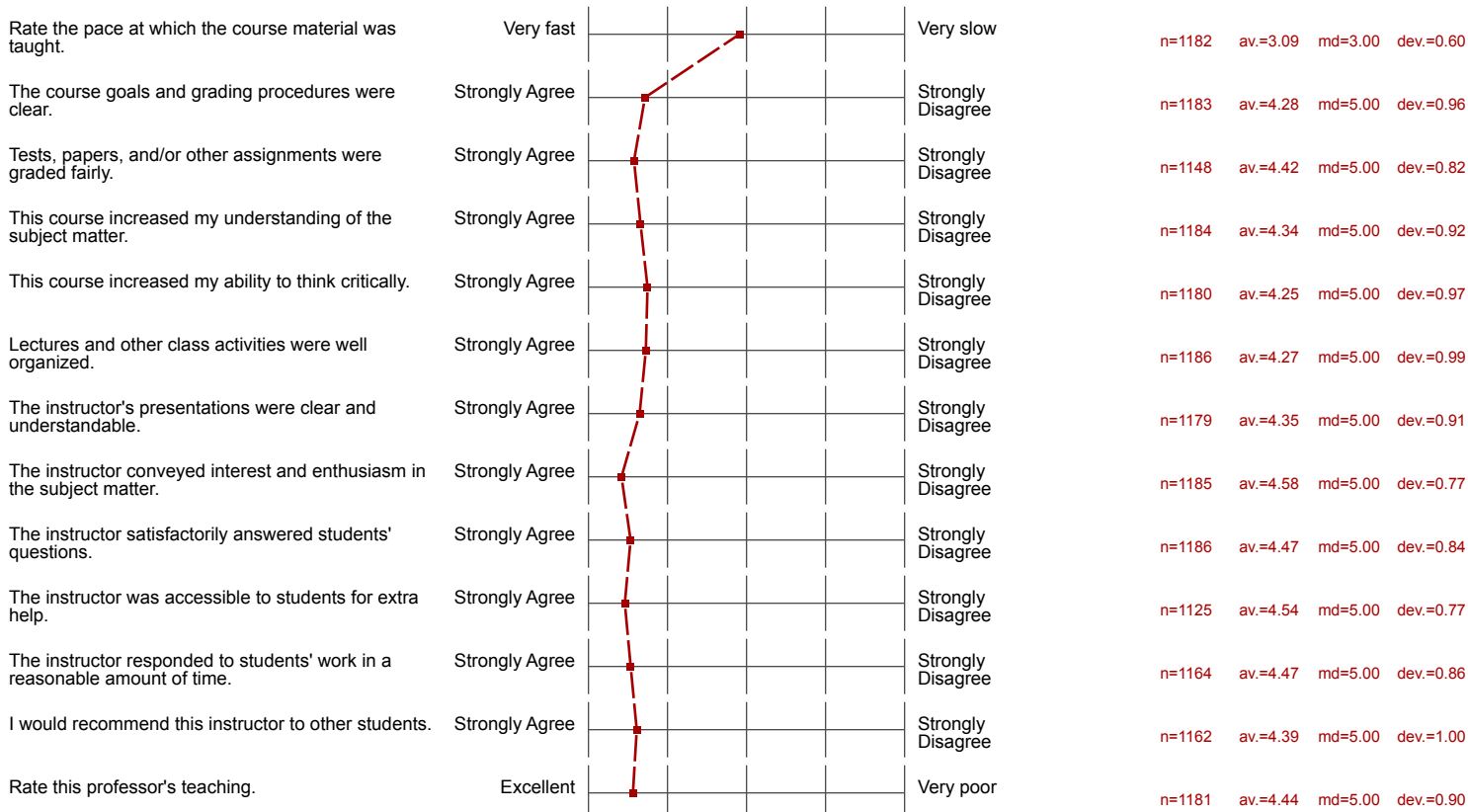
n=1181  
av.=4.44  
dev.=0.9

# Profile

Compilation: **Fall 2017 - GR School of Education (59%)**

Values used in the profile line: Mean

## Student Evaluation of Teaching



# Profile

Compilation: Fall 2017 - GR School of Education (59%)

Comparative line:  
Compilation: Fall 2017 - GR St. John's University (60%)

Values used in the profile line: Mean

## Student Evaluation of Teaching

