

Office of Institutional Research

Fall 2014 – Student Evaluation of Teaching

Overview

-The following are the value labels for the aggregated results pertaining to each question:

Value Labels

Questions 1.1 - 1.11

- 5 – Strongly Agree
- 4 – Agree
- 3 – Somewhat Agree
- 2 – Disagree
- 1 – Strongly Disagree

Question 1.12 – Course Pace

- 5 – Very Fast
- 4 – Fast
- 3 – Just about right
- 2 – Slow
- 1 – Very slow

Question 1.13 – Professor’s Teaching

- 5 – Excellent
- 4 – Good
- 3 – Fair
- 2 – Poor
- 1 – Very poor

For any questions related to the evaluations, please contact:

Steven W. Glogocheski
Associate Director of Academic Assessment
718-990-6998
glogochs@stjohns.edu

Fall 2014 - GR School of Education (53%)

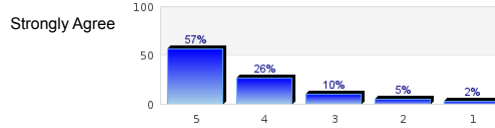
No. of responses = 1147



Survey Results

Student Evaluation of Teaching

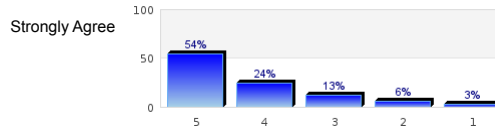
The course goals and grading procedures were clear.



Strongly Disagree

n=1142
av.=4.3
dev.=0.99
ab.=5

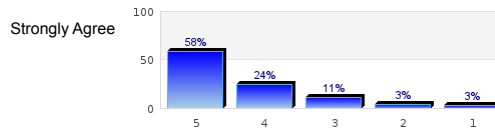
Lectures and other class activities were well organized.



Strongly Disagree

n=1130
av.=4.21
dev.=1.06
ab.=13

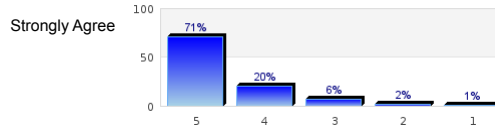
The instructor's presentations were clear and understandable.



Strongly Disagree

n=1122
av.=4.32
dev.=0.98
ab.=15

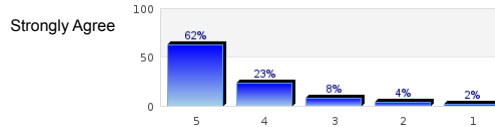
The instructor conveyed interest and enthusiasm in the subject matter.



Strongly Disagree

n=1138
av.=4.58
dev.=0.78
ab.=3

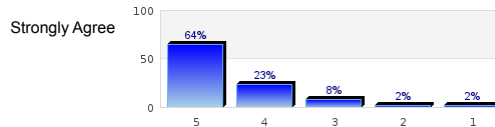
The instructor satisfactorily answered students' questions.



Strongly Disagree

n=1139
av.=4.4
dev.=0.95
ab.=2

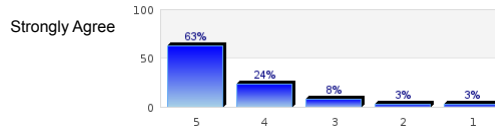
The instructor was accessible to students for extra help.



Strongly Disagree

n=1094
av.=4.46
dev.=0.87
ab.=45

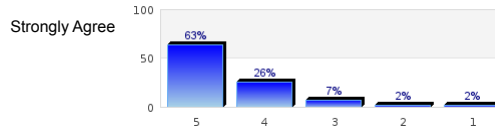
The instructor responded to students' work in a reasonable amount of time.



Strongly Disagree

n=1126
av.=4.4
dev.=0.96
ab.=12

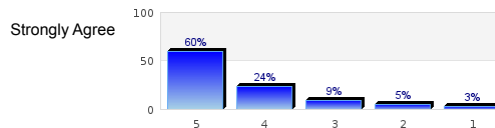
Tests, papers, and/or other assignments were graded fairly.



Strongly Disagree

n=1099
av.=4.46
dev.=0.87
ab.=37

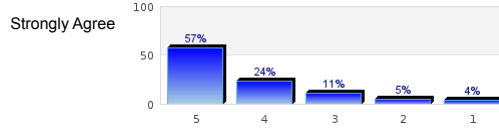
This course increased my understanding of the subject matter.



Strongly Disagree

n=1134
av.=4.32
dev.=1.02
ab.=8

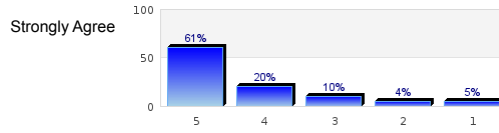
This course increased my ability to think critically.



Strongly Disagree

n=1135
av.=4.26
dev.=1.06
ab.=7

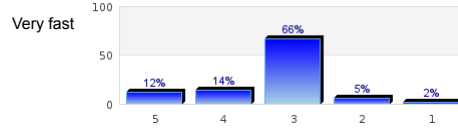
I would recommend this instructor to other students.



Strongly Disagree

n=1116
av.=4.28
dev.=1.11
ab.=6

Rate the pace at which the course material was taught.

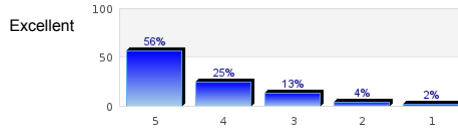


Very fast

Very slow

n=1124
av.=3.28
dev.=0.82

Rate this professor's teaching.



Excellent

Very poor


n=1136
av.=4.29
dev.=0.97

Profile

Compilation: Fall 2014 - GR School of Education (53%)

Values used in the profile line: Mean

Student Evaluation of Teaching



Profile

Compilation: Fall 2014 - GR School of Education (53%)

Comparative line:
Compilation: Fall 2014 - GR St. John's University (60%)

Values used in the profile line: Mean

Student Evaluation of Teaching

