

**Office of Institutional Research**  
**Spring 2012 - St. John's Student Course Evaluations**

**Overview:**

-The report starts with a graph representing **overall indicators**, which are the average scores of various questions on the course evaluation.

- <b>Section A:</b>	“Course Organization and Planning”	(questions 1-3)
- <b>Section B:</b>	“Communication”	(questions 4-6)
- <b>Section C:</b>	“Faculty-Student Interaction”	(questions 7-9)
- <b>Section D:</b>	“Assignments, Exams, and Grading”	(questions 10-14)
- <b>Section E:</b>	“Instructional Methods”	(questions 15-16)
- <b>Section F:</b>	“Course Outcomes”	(questions 17-19)
- <b>Section G:</b>	“Student Effort and Involvement”	(questions 20-22)
- <b>Section H:</b>	“Course Difficulty, Work Load, and Pace”	(questions 23-25)
- <b>Section I:</b>	“Overall Evaluation”	(question 26)

-Each question is then individually assessed using the following scales. Appropriate comparative results are also shown. The percentages next to the name of the college/unit represent the response rate.

-The following are the value labels for the aggregated results pertaining to each question:

**Value Labels**

**Questions 1-22:**

- 5 = Strongly Agree
- 4 = Agree
- 3 = Somewhat Agree
- 2 = Disagree
- 1 = Strongly Disagree

**Question 23 - Course Difficulty:**

- 5 = Very Difficult
- 4 = Difficult
- 3 = About Right
- 2 = Easy
- 1 = Very Easy

**Question 24 - Course Pace:**

- 5 = Very Fast
- 4 = Fast
- 3 = Just about right
- 2 = Slow
- 1 = Very Slow

**Question 25 - Study Hours:**

- 5 = 8 or more hours
- 4 = 6 to 7
- 3 = 4 to 5
- 2 = 2 to 3
- 1 = Under 1 hour

**Question 26 - Overall Evaluation:**

- 5 = Excellent
- 4 = Good
- 3 = Fair
- 2 = Poor
- 1 = Very Poor

For any questions related to course evaluations, please contact:

Steven W. Glogocheski  
Associate Director of Academic Assessment  
718-990-6998  
glogochs@stjohns.edu

## GR St. John's University (51%)

No. of responses = 3256



## Overall indicators

A. Course Organization and Planning		av.=4.43 dev.=0.88
B. Communication		av.=4.44 dev.=0.89
C. Faculty-Student Interaction		av.=4.48 dev.=0.86
D. Assignments, Exams, and Grading		av.=4.46 dev.=0.88
E. Instructional Methods		av.=4.43 dev.=0.89
F. Course Outcomes		av.=4.38 dev.=0.98
G. Student Effort and Involvement		av.=4.64 dev.=0.67
H. Course Difficulty, Work Load, and Pace		av.=3.05 dev.=0.77
I. Overall Evaluation		av.=4.27 dev.=0.91

## Survey Results

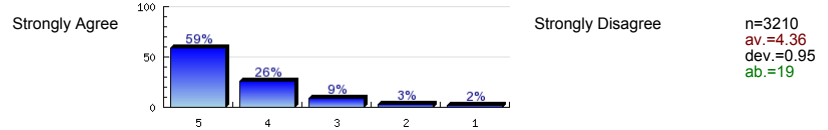
## A. Course Organization and Planning

1. The course goals, objectives, and grading procedures were clearly explained.	Strongly Agree		Strongly Disagree	n=3232 av.=4.41 dev.=0.89 ab.=9
2. Lectures and other class activities were well organized.	Strongly Agree		Strongly Disagree	n=3214 av.=4.32 dev.=0.96 ab.=23
3. The instructor was regularly punctual and regularly kept the class for the full class time.	Strongly Agree		Strongly Disagree	n=3210 av.=4.56 dev.=0.79 ab.=22

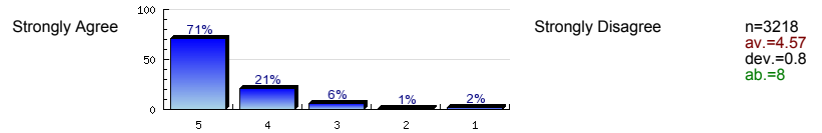
## B. Communication

4. The instructor's presentations were clear and understandable.	Strongly Agree		Strongly Disagree	n=3206 av.=4.37 dev.=0.93 ab.=25
--	----------------	--	-------------------	---

5. The instructor adequately explained abstract or complex materials so that I understood it.

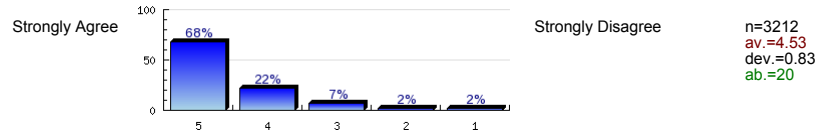


6. The instructor conveyed interest and enthusiasm in the subject matter.

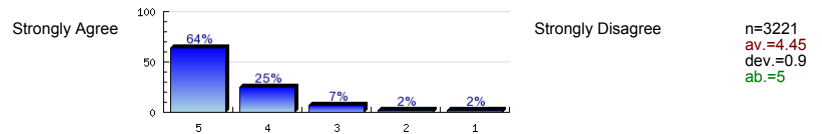


### C. Faculty-Student Interaction

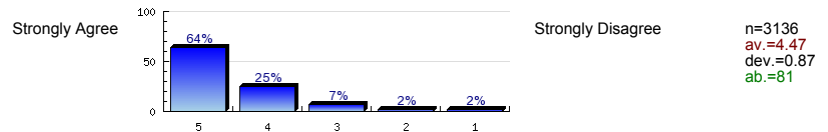
7. The instructor encouraged student discussion and participation.



8. The instructor satisfactorily answered students' questions.

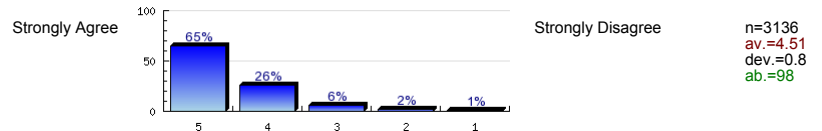


9. The instructor was accessible to students during office hours and by email.

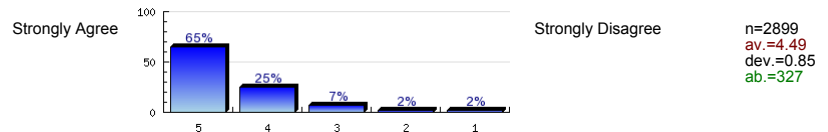


### D. Assignments, Exams, and Grading

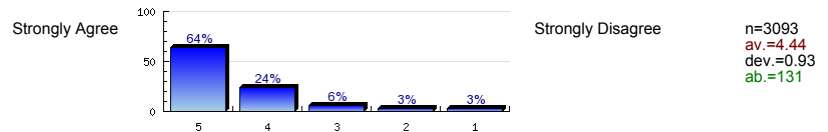
10. The instructor asked questions on the course material.



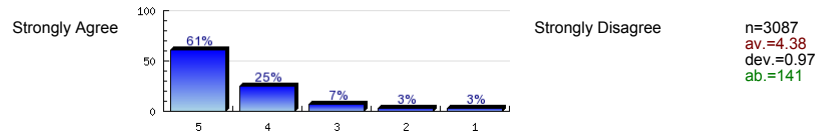
11. Students were tested on material covered in the course.



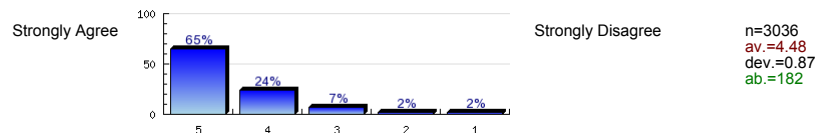
12. The instructor returned students' work in a reasonable amount of time.



13. The instructor provided sufficient feedback on tests and papers.

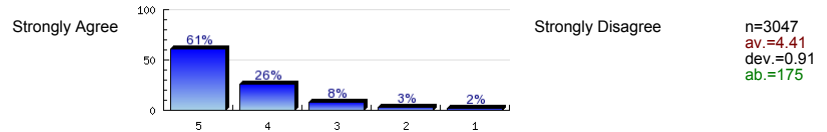


14. Tests, papers, and other assignments were graded fairly.

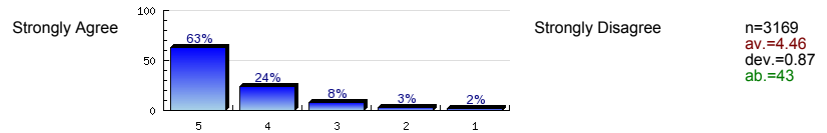


## E. Instructional Methods

15. The instructor made appropriate use of technology in teaching.

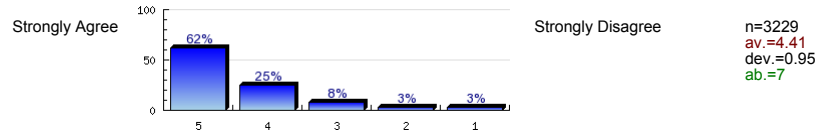


16. Students were actively involved in class discussion, group work, and other classroom activities.

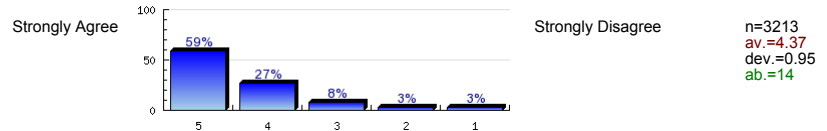


## F. Course Outcomes

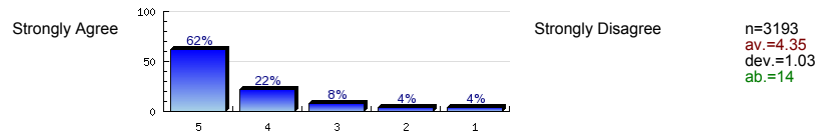
17. This course has increased my understanding of the subject matter.



18. This course increased my ability to think independently and critically.

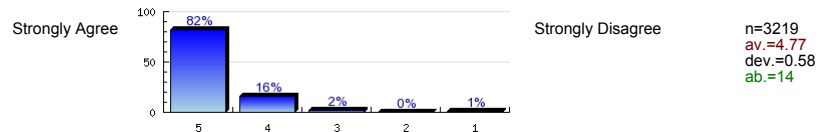


19. I would recommend this instructor to other students.

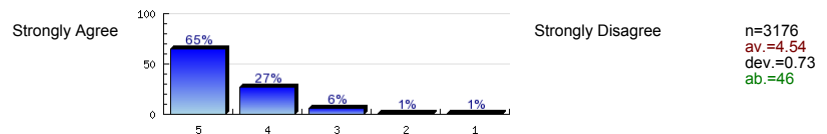


## G. Student Effort and Involvement

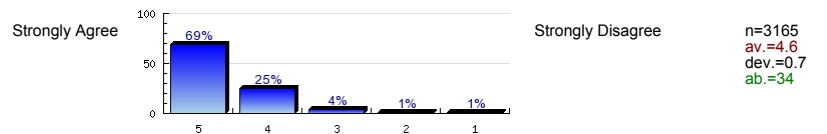
20. I attended class regularly.



21. I read the assignments and was well prepared for every class.




22. I spent a sufficient amount of time on assignments and research papers.

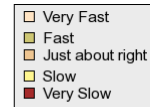
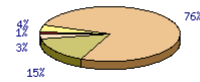


## H. Course Difficulty, Work Load, and Pace

23. For my preparation and ability, this course was


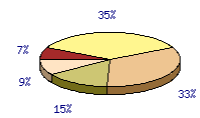


24. For me, the pace at which the course materials were covered was



n=3230  
av.=3.14  
dev.=0.59

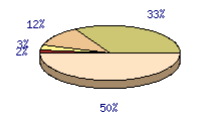
25. In a typical 7-day week, how many hours did you spend preparing for this course (studying, reading, doing homework or other academic activities)?



n=3220  
av.=2.84  
dev.=1.06

## I. Overall Evaluation


26. Rate the quality of this course as it contributed to your learning:



n=3227  
av.=4.27  
dev.=0.91


## K. Student Information

30. For you, this course is




n=3214

31. Your class level:



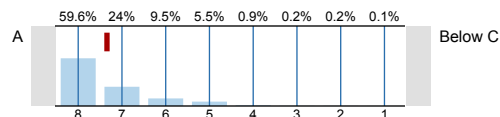
n=3221

32. Your sex:



n=3130

33. What grade do you expect for this course?



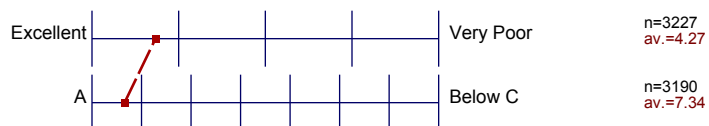
n=3190  
av.=7.34  
dev.=0.99

# Profile

Compilation: GR St. John's University (51%)



26. Rate the quality of this course as it contributed to your learning:



33. What grade do you expect for this course?



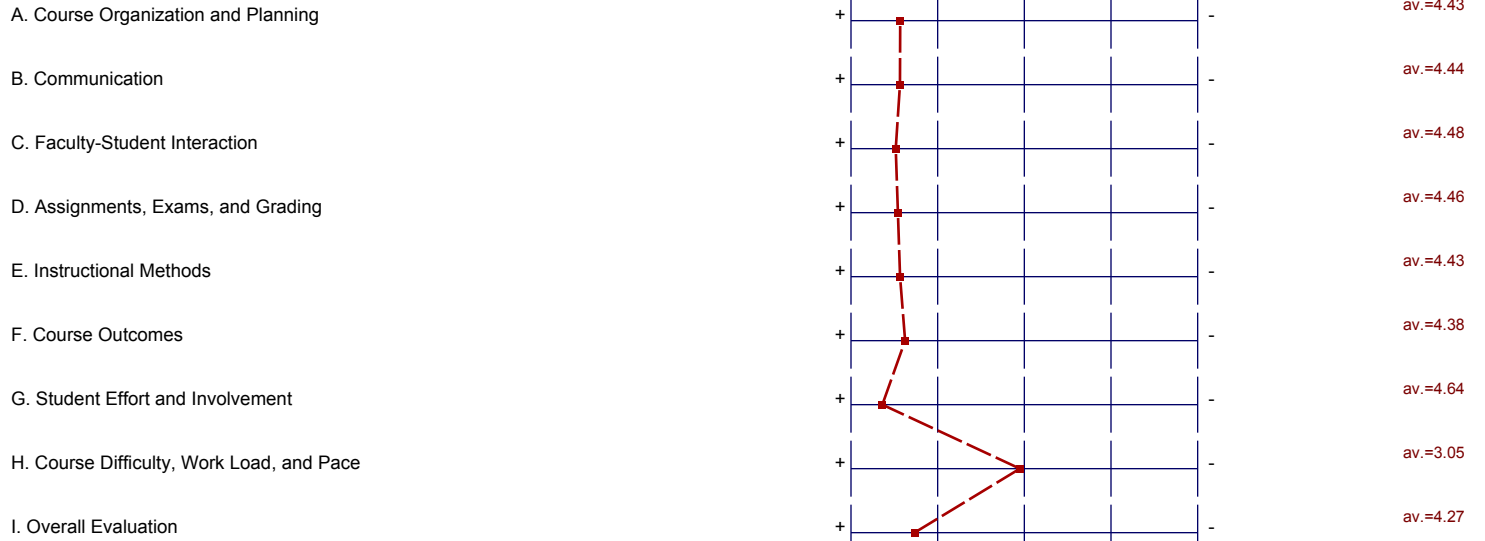


# Profile



Compilation:

GR St. John's University (51%)



# Profile

Compilation:

GR St. John's University (51%)



Comparative line:

UG St. John's University (39%)



22. I spent a sufficient amount of time on assignments and research papers.

Strongly Agree

Strongly Disagree

av.=4.6  
av.=4.43

23. For my preparation and ability, this course was

Very Difficult

Very Easy

av.=3.17  
av.=3.06

24. For me, the pace at which the course materials were covered was

Very Fast

Very Slow

av.=3.14  
av.=3.17

25. In a typical 7-day week, how many hours did you spend preparing for this course (studying, reading, doing homework or other academic activities)?

8 or more hours

Under 1 hour

av.=2.84  
av.=2.36

26. Rate the quality of this course as it contributed to your learning:

Excellent

Very Poor

av.=4.27  
av.=4.03

33. What grade do you expect for this course?

A

Below C

av.=7.34  
av.=6.58

