

## Office of Institutional Research

### Spring 2016 – Student Evaluation of Teaching

#### Overview

-The following are the value labels for the aggregated results pertaining to each question:

#### Value Labels

##### Questions 1.1 - 1.11

- 5 – Strongly Agree
- 4 – Agree
- 3 – Somewhat Agree
- 2 – Disagree
- 1 – Strongly Disagree

##### Question 1.12 – Course Pace

- 5 – Very Fast
- 4 – Fast
- 3 – Just about right
- 2 – Slow
- 1 – Very slow

##### Question 1.13 – Professor’s Teaching

- 5 – Excellent
- 4 – Good
- 3 – Fair
- 2 – Poor
- 1 – Very poor

For any questions related to the evaluations, please contact:

Office of Institutional Research  
718-990-1869  
ir@stjohns.edu

## Spring 2016 - UG St. John's College (47%)

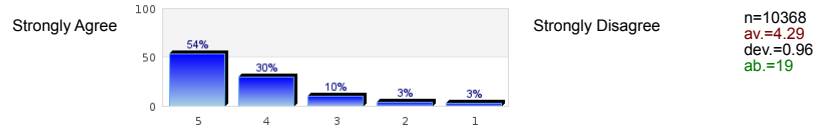
No. of responses = 10440



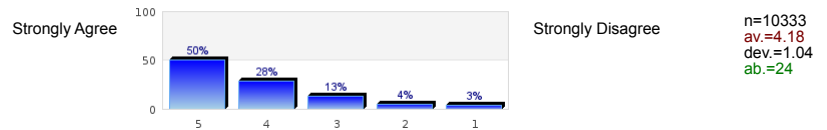
## Survey Results

## Student Evaluation of Teaching

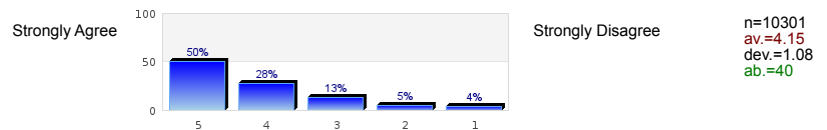
The course goals and grading procedures were clear.



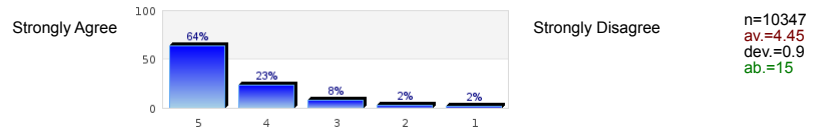
Lectures and other class activities were well organized.



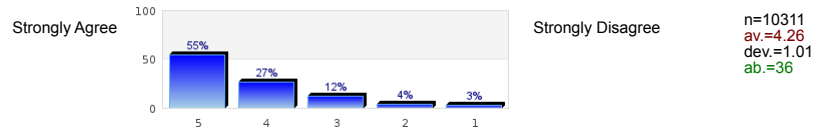
The instructor's presentations were clear and understandable.



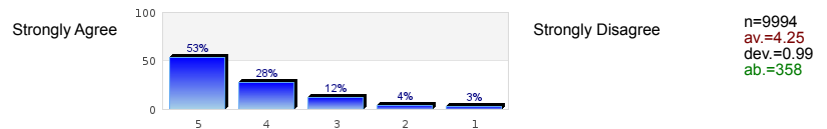
The instructor conveyed interest and enthusiasm in the subject matter.



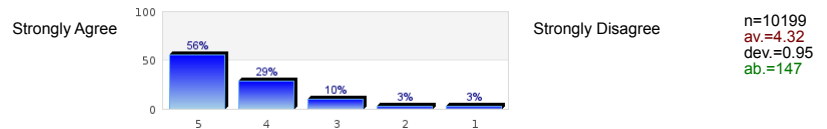
The instructor satisfactorily answered students' questions.



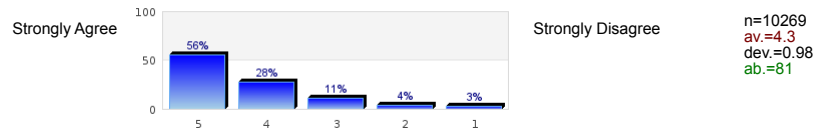
The instructor was accessible to students for extra help.



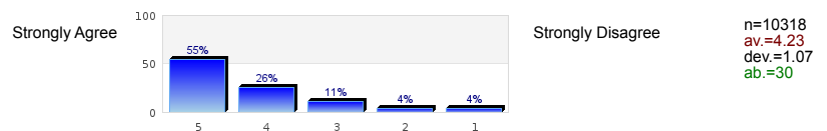
The instructor responded to students' work in a reasonable amount of time.



Tests, papers, and/or other assignments were graded fairly.

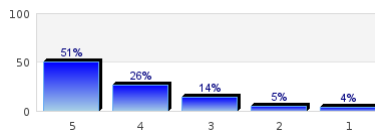


This course increased my understanding of the subject matter.



This course increased my ability to think critically.

Strongly Agree

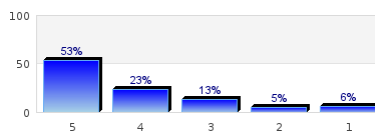


Strongly Disagree

n=10192  
av.=4.14  
dev.=1.09  
ab.=159

I would recommend this instructor to other students.

Strongly Agree

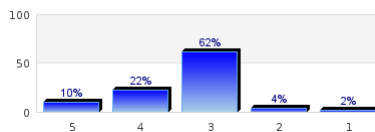


Strongly Disagree

n=10194  
av.=4.12  
dev.=1.17  
ab.=49

Rate the pace at which the course material was taught.

Very fast

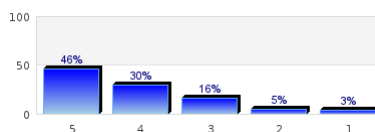


Very slow

n=10267  
av.=3.35  
dev.=0.78

Rate this professor's teaching.

Excellent



Very poor


n=10300  
av.=4.1  
dev.=1.05

# Profile

Compilation: Spring 2016 - UG St. John's College (47%)

Values used in the profile line: Mean

## Student Evaluation of Teaching



# Profile

Compilation: Spring 2016 - UG St. John's College (47%)

Comparative line:  
Compilation: Spring 2016 - UG St. John's University (45%)

Values used in the profile line: Mean

## Student Evaluation of Teaching

