

Office of Institutional Research

Spring 2015 – Student Evaluation of Teaching

Overview

-The following are the value labels for the aggregated results pertaining to each question:

Value Labels

Questions 1.1 - 1.11

- 5 – Strongly Agree
- 4 – Agree
- 3 – Somewhat Agree
- 2 – Disagree
- 1 – Strongly Disagree

Question 1.12 – Course Pace

- 5 – Very Fast
- 4 – Fast
- 3 – Just about right
- 2 – Slow
- 1 – Very slow

Question 1.13 – Professor’s Teaching

- 5 – Excellent
- 4 – Good
- 3 – Fair
- 2 – Poor
- 1 – Very poor

For any questions related to the evaluations, please contact:

Steven W. Glogocheski, Ed.D.
Associate Director of Academic Assessment
718-990-6998
glogochs@stjohns.edu

Spring 2015 - UG St. John's College (51%)

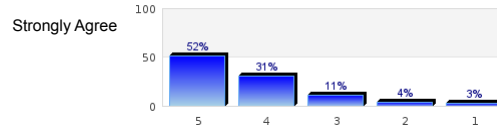
No. of responses = 10967



Survey Results

Student Evaluation of Teaching

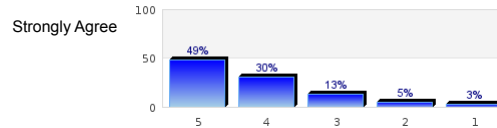
The course goals and grading procedures were clear.



Strongly Disagree

n=10901
av.=4.26
dev.=0.97
ab.=32

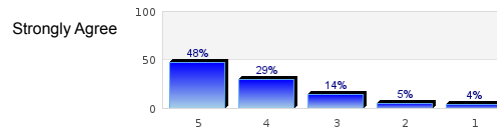
Lectures and other class activities were well organized.



Strongly Disagree

n=10846
av.=4.17
dev.=1.03
ab.=43

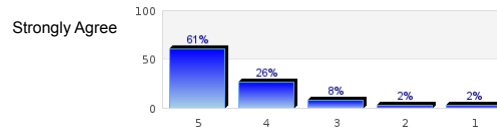
The instructor's presentations were clear and understandable.



Strongly Disagree

n=10825
av.=4.12
dev.=1.08
ab.=57

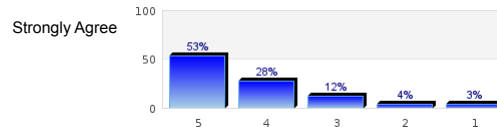
The instructor conveyed interest and enthusiasm in the subject matter.



Strongly Disagree

n=10859
av.=4.4
dev.=0.92
ab.=36

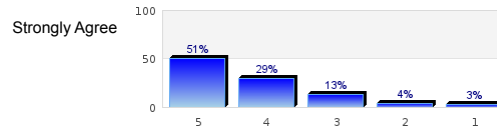
The instructor satisfactorily answered students' questions.



Strongly Disagree

n=10835
av.=4.24
dev.=1.02
ab.=49

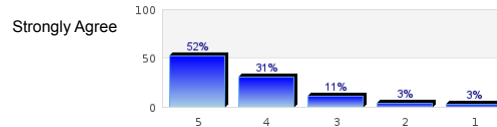
The instructor was accessible to students for extra help.



Strongly Disagree

n=10523
av.=4.2
dev.=1.02
ab.=359

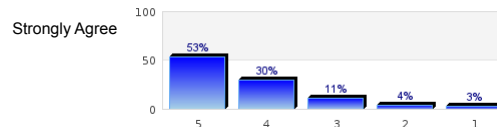
The instructor responded to students' work in a reasonable amount of time.



Strongly Disagree

n=10734
av.=4.27
dev.=0.96
ab.=137

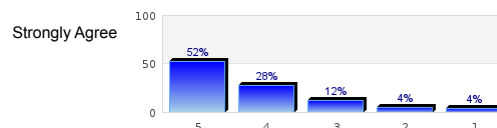
Tests, papers, and/or other assignments were graded fairly.



Strongly Disagree

n=10748
av.=4.27
dev.=0.99
ab.=119

This course increased my understanding of the subject matter.

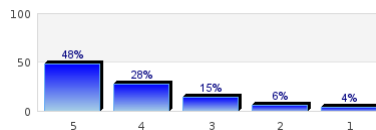


Strongly Disagree

n=10818
av.=4.2
dev.=1.06
ab.=57

This course increased my ability to think critically.

Strongly Agree

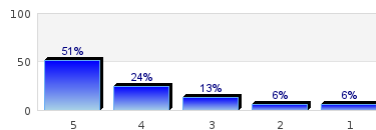


Strongly Disagree

n=10713
av.=4.1
dev.=1.09
ab.=156

I would recommend this instructor to other students.

Strongly Agree

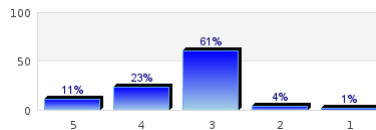


Strongly Disagree

n=10685
av.=4.09
dev.=1.18
ab.=55

Rate the pace at which the course material was taught.

Very fast

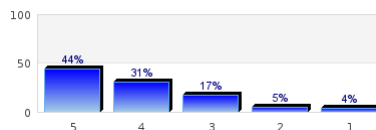


Very slow

n=10813
av.=3.38
dev.=0.78

Rate this professor's teaching.

Excellent



Very poor


n=10841
av.=4.07
dev.=1.05

Profile

Compilation: Spring 2015 - UG St. John's College (51%)

Values used in the profile line: Mean

Student Evaluation of Teaching



Profile

Compilation: Spring 2015 - UG St. John's College (51%)

Comparative line:
Compilation: Spring 2015 - UG St. John's University (47%)

Values used in the profile line: Mean

Student Evaluation of Teaching

