

Office of Institutional Research

Spring 2015 – Student Evaluation of Teaching

Overview

-The following are the value labels for the aggregated results pertaining to each question:

Value Labels

Questions 1.1 - 1.11

- 5 – Strongly Agree
- 4 – Agree
- 3 – Somewhat Agree
- 2 – Disagree
- 1 – Strongly Disagree

Question 1.12 – Course Pace

- 5 – Very Fast
- 4 – Fast
- 3 – Just about right
- 2 – Slow
- 1 – Very slow

Question 1.13 – Professor’s Teaching

- 5 – Excellent
- 4 – Good
- 3 – Fair
- 2 – Poor
- 1 – Very poor

For any questions related to the evaluations, please contact:

Steven W. Glogocheski, Ed.D.
Associate Director of Academic Assessment
718-990-6998
glogochs@stjohns.edu

Spring 2015 - GR St. John's College (61%)

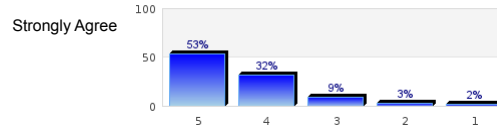
No. of responses = 1194



Survey Results

Student Evaluation of Teaching

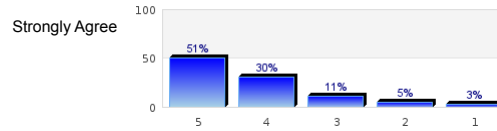
The course goals and grading procedures were clear.



Strongly Disagree

n=1184
av.=4.32
dev.=0.91
ab.=3

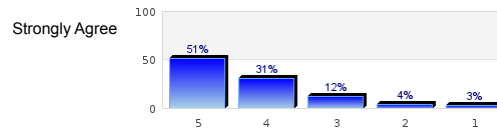
Lectures and other class activities were well organized.



Strongly Disagree

n=1167
av.=4.21
dev.=1.01
ab.=14

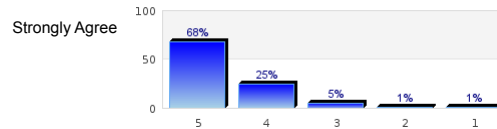
The instructor's presentations were clear and understandable.



Strongly Disagree

n=1156
av.=4.24
dev.=0.97
ab.=22

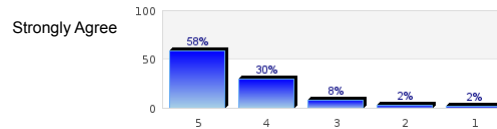
The instructor conveyed interest and enthusiasm in the subject matter.



Strongly Disagree

n=1173
av.=4.57
dev.=0.75
ab.=11

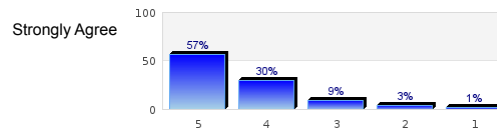
The instructor satisfactorily answered students' questions.



Strongly Disagree

n=1171
av.=4.4
dev.=0.87
ab.=9

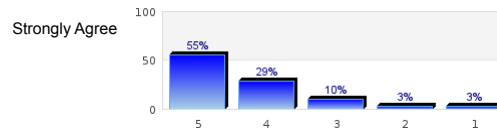
The instructor was accessible to students for extra help.



Strongly Disagree

n=1090
av.=4.37
dev.=0.88
ab.=91

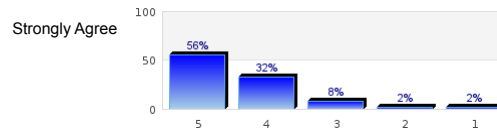
The instructor responded to students' work in a reasonable amount of time.



Strongly Disagree

n=1115
av.=4.31
dev.=0.98
ab.=66

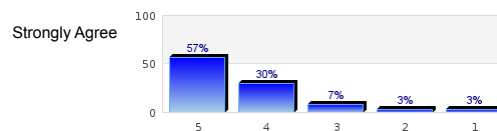
Tests, papers, and/or other assignments were graded fairly.



Strongly Disagree

n=1057
av.=4.38
dev.=0.86
ab.=126

This course increased my understanding of the subject matter.

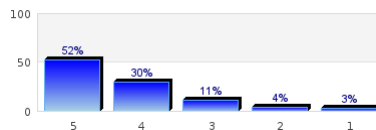


Strongly Disagree

n=1174
av.=4.35
dev.=0.96
ab.=11

This course increased my ability to think critically.

Strongly Agree

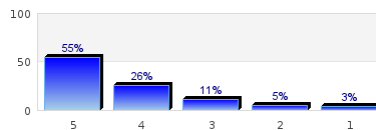


Strongly Disagree

n=1163
av.=4.25
dev.=0.98
ab.=12

I would recommend this instructor to other students.

Strongly Agree

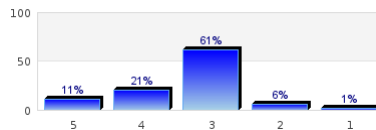


Strongly Disagree

n=1155
av.=4.24
dev.=1.05
ab.=13

Rate the pace at which the course material was taught.

Very fast

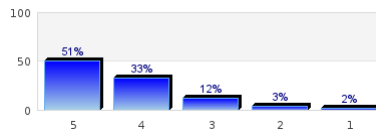


Very slow

n=1177
av.=3.34
dev.=0.8

Rate this professor's teaching.

Excellent



Very poor


n=1175
av.=4.27
dev.=0.92

Profile

Compilation: Spring 2015 - GR St. John's College (61%)

Values used in the profile line: Mean

Student Evaluation of Teaching



Profile

█ **Compilation:** Spring 2015 - GR St. John's College (61%)
█ **Comparative line:**
█ **Compilation:** Spring 2015 - GR St. John's University (60%)

Values used in the profile line: Mean

Student Evaluation of Teaching

