

## Office of Institutional Research

### Spring 2014 – Student Evaluation of Teaching

#### Overview

-The following are the value labels for the aggregated results pertaining to each question:

#### Value Labels

##### Questions 1.1 - 1.11

- 5 – Strongly Agree
- 4 – Agree
- 3 – Somewhat Agree
- 2 – Disagree
- 1 – Strongly Disagree

##### Question 1.12 – Course Pace

- 5 – Very Fast
- 4 – Fast
- 3 – Just about right
- 2 – Slow
- 1 – Very slow

##### Question 1.13 – Professor’s Teaching

- 5 – Excellent
- 4 – Good
- 3 – Fair
- 2 – Poor
- 1 – Very poor

For any questions related to the evaluations, please contact:

Steven W. Glogocheski  
Associate Director of Academic Assessment  
718-990-6998  
glogochs@stjohns.edu

# Spring 2014 - UG St. John's College (45%)

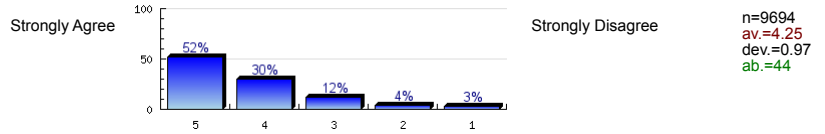
No. of responses = 9814



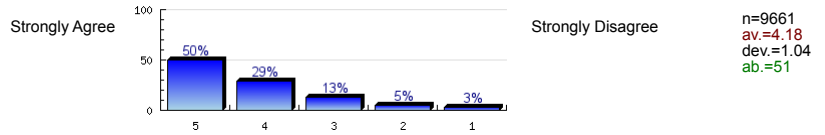
## Survey Results

### Student Evaluation of Teaching

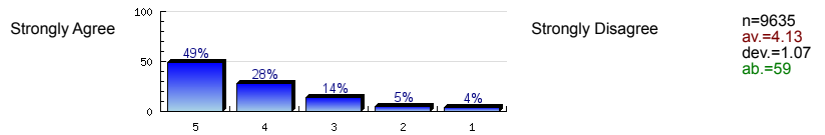
The course goals and grading procedures were clear.



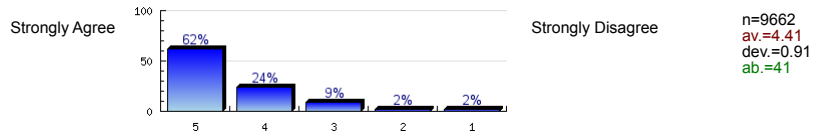
Lectures and other class activities were well organized.



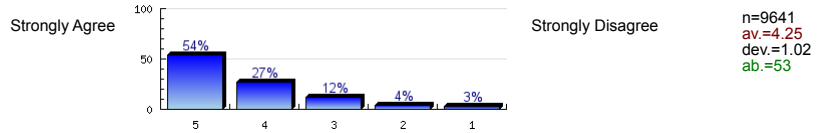
The instructor's presentations were clear and understandable.



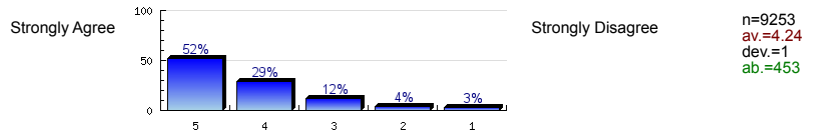
The instructor conveyed interest and enthusiasm in the subject matter.



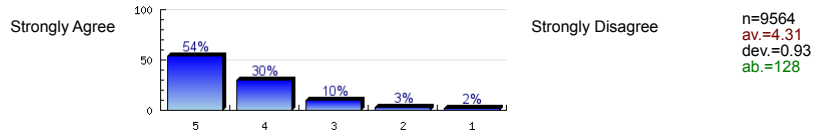
The instructor satisfactorily answered students' questions.



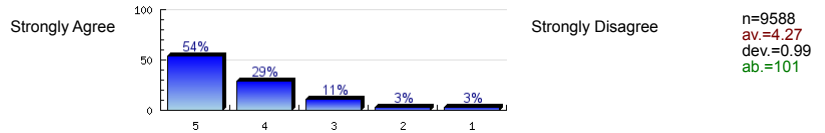
The instructor was accessible to students for extra help.



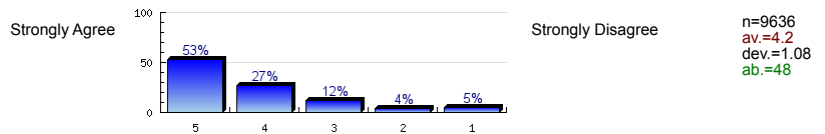
The instructor responded to students' work in a reasonable amount of time.



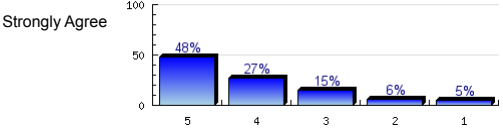
Tests, papers, and/or other assignments were graded fairly.



This course increased my understanding of the subject matter.

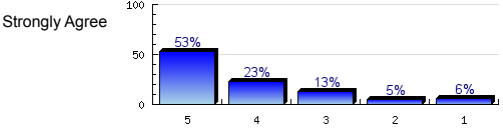


This course increased my ability to think critically.



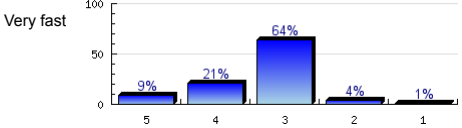
Strongly Disagree  
n=9486  
av.=4.08  
dev.=1.12  
ab.=197

I would recommend this instructor to other students.



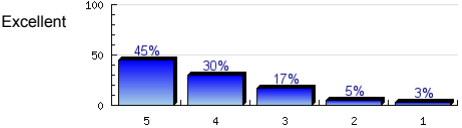
Strongly Disagree  
n=9591  
av.=4.11  
dev.=1.19  
ab.=46

Rate the pace at which the course material was taught.



Very slow  
n=9643  
av.=3.32  
dev.=0.76

Rate this professor's teaching.




Very poor  
n=9675  
av.=4.09  
dev.=1.04

# Profile

Compilation: Spring 2014 - UG St. John's College (45%)

Values used in the profile line: Mean

## Student Evaluation of Teaching



# Profile

█ **Compilation:** Spring 2014 - UG St. John's College (45%)  
█ **Comparative line:**  
█ **Compilation:** Spring 2014 - UG St. John's University (42%)

Values used in the profile line: Mean

## Student Evaluation of Teaching

