

Office of Institutional Research
Spring 2013 - St. John's Student Course Evaluations

Overview:

-The report starts with a graph representing **overall indicators**, which are the average scores of various questions on the course evaluation.

- Section A:	“Course Organization and Planning”	(questions 1-3)
- Section B:	“Communication”	(questions 4-6)
- Section C:	“Faculty-Student Interaction”	(questions 7-9)
- Section D:	“Assignments, Exams, and Grading”	(questions 10-14)
- Section E:	“Instructional Methods”	(questions 15-16)
- Section F:	“Course Outcomes”	(questions 17-19)
- Section G:	“Student Effort and Involvement”	(questions 20-22)
- Section H:	“Course Difficulty, Work Load, and Pace”	(questions 23-25)
- Section I:	“Overall Evaluation”	(question 26)

-Each question is then individually assessed using the following scales. Appropriate comparative results are also shown. The percentages next to the name of the college/unit represent the response rate.

-The following are the value labels for the aggregated results pertaining to each question:

Value Labels

Questions 1-22:

- 5 = Strongly Agree
- 4 = Agree
- 3 = Somewhat Agree
- 2 = Disagree
- 1 = Strongly Disagree

Question 23 - Course Difficulty:

- 5 = Very Difficult
- 4 = Difficult
- 3 = About Right
- 2 = Easy
- 1 = Very Easy

Question 24 - Course Pace:

- 5 = Very Fast
- 4 = Fast
- 3 = Just about right
- 2 = Slow
- 1 = Very Slow

Question 25 - Study Hours:

- 5 = 8 or more hours
- 4 = 6 to 7
- 3 = 4 to 5
- 2 = 2 to 3
- 1 = Under 1 hour

Question 26 - Overall Evaluation:

- 5 = Excellent
- 4 = Good
- 3 = Fair
- 2 = Poor
- 1 = Very Poor

For any questions related to course evaluations, please contact:

Steven W. Glogocheski
Associate Director of Academic Assessment
718-990-6998
glogochs@stjohns.edu

UG St. John's College (43%)

No. of responses = 9381



Overall indicators

A. Course Organization and Planning		av.=4.34 dev.=0.93
B. Communication		av.=4.26 dev.=1.01
C. Faculty-Student Interaction		av.=4.3 dev.=0.99
D. Assignments, Exams, and Grading		av.=4.37 dev.=0.92
E. Instructional Methods		av.=4.23 dev.=1.04
F. Course Outcomes		av.=4.19 dev.=1.1
G. Student Effort and Involvement		av.=4.45 dev.=0.79
H. Course Difficulty, Work Load, and Pace		av.=2.91 dev.=0.81
I. Overall Evaluation		av.=4 dev.=1.03

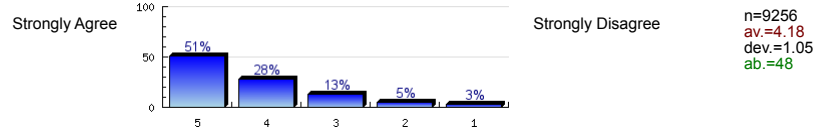
Survey Results

A. Course Organization and Planning

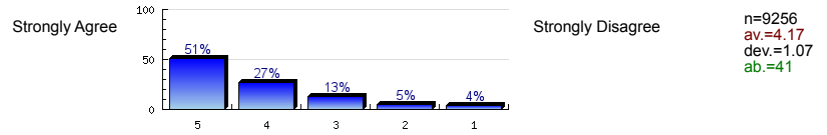
1. The course goals, objectives, and grading procedures were clearly explained.	Strongly Agree		Strongly Disagree	n=9296 av.=4.32 dev.=0.95 ab.=25
2. Lectures and other class activities were well organized.	Strongly Agree		Strongly Disagree	n=9267 av.=4.24 dev.=1 ab.=31
3. The instructor was regularly punctual and regularly kept the class for the full class time.	Strongly Agree		Strongly Disagree	n=9246 av.=4.46 dev.=0.84 ab.=33

B. Communication

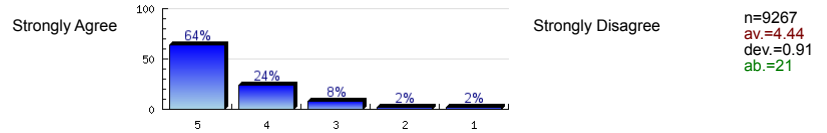
4. The instructor's presentations were clear and understandable.



5. The instructor adequately explained abstract or complex materials so that I understood it.

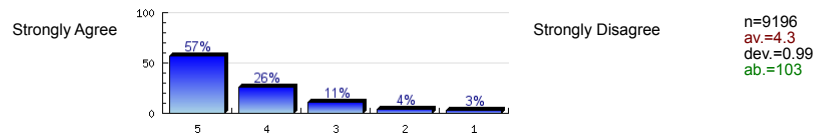


6. The instructor conveyed interest and enthusiasm in the subject matter.

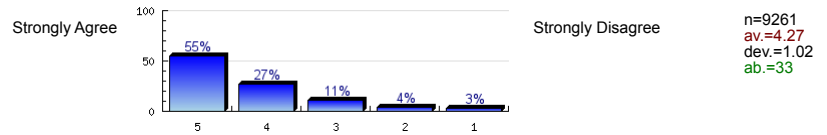


C. Faculty-Student Interaction

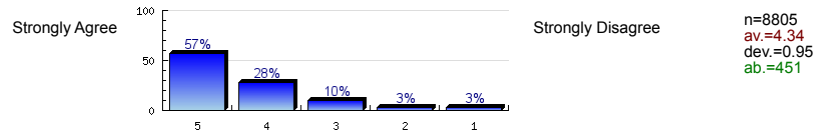
7. The instructor encouraged student discussion and participation.



8. The instructor satisfactorily answered students' questions.

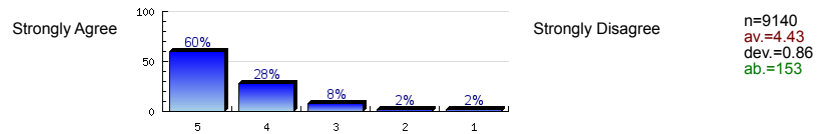


9. The instructor was accessible to students during office hours and by email.

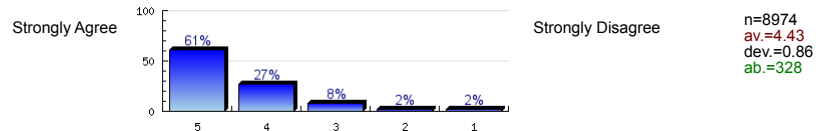


D. Assignments, Exams, and Grading

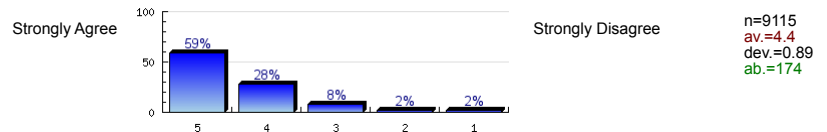
10. The instructor asked questions on the course material.



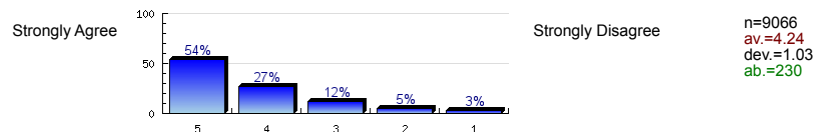
11. Students were tested on material covered in the course.



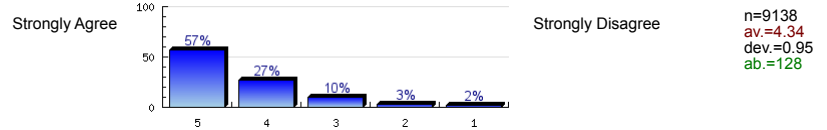
12. The instructor returned students' work in a reasonable amount of time.



13. The instructor provided sufficient feedback on tests and papers.

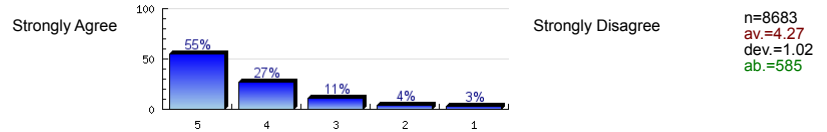


14. Tests, papers, and other assignments were graded fairly.

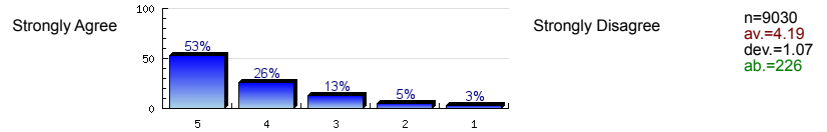


E. Instructional Methods

15. The instructor made appropriate use of technology in teaching.

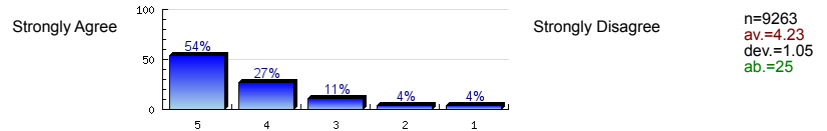


16. Students were actively involved in class discussion, group work, and other classroom activities.

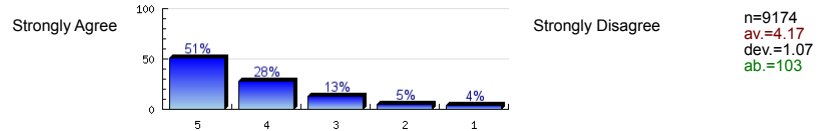


F. Course Outcomes

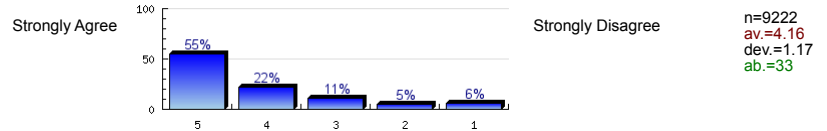
17. This course has increased my understanding of the subject matter.



18. This course increased my ability to think independently and critically.

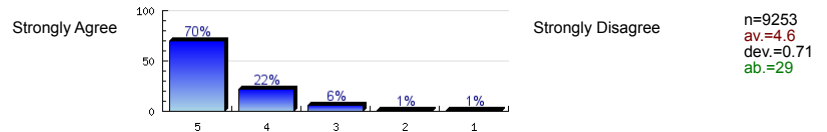


19. I would recommend this instructor to other students.

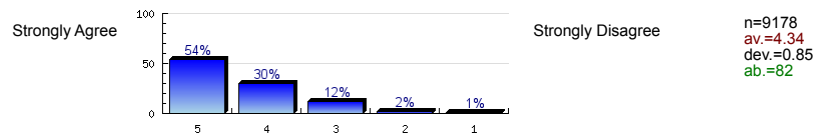


G. Student Effort and Involvement

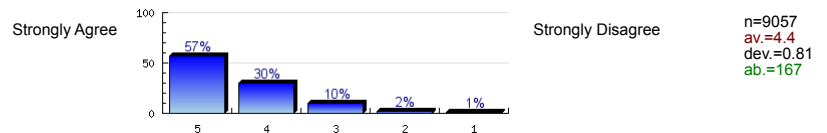
20. I attended class regularly.



21. I read the assignments and was well prepared for every class.

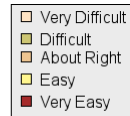
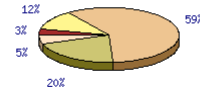


22. I spent a sufficient amount of time on assignments and research papers.

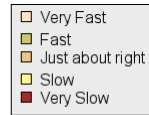
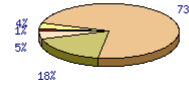


H. Course Difficulty, Work Load, and Pace


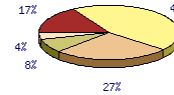
23. For my preparation and ability, this course was

n=9297
av.=3.13
dev.=0.81

24. For me, the pace at which the course materials were covered was

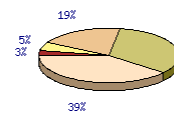
n=9284
av.=3.22
dev.=0.63

25. In a typical 7-day week, how many hours did you spend preparing for this course (studying, reading, doing homework or other academic activities)?

n=9267
av.=2.39
dev.=0.99

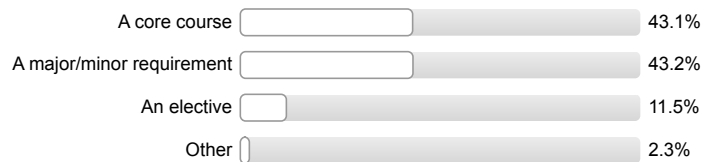
I. Overall Evaluation

26. Rate the quality of this course as it contributed to your learning:

n=9259
av.=4
dev.=1.03


K. Student Information

30. For you, this course is



n=9272

31. Your class level:



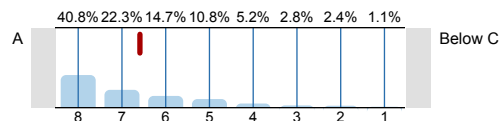
n=9261

32. Your sex:



n=8944

33. What grade do you expect for this course?

n=9236
av.=6.59
dev.=1.66

Profile

Compilation: UG St. John's College (43%)

Values used in the profile line: Mean

A. Course Organization and Planning

1. The course goals, objectives, and grading procedures were clearly explained.	Strongly Agree		Strongly Disagree	n=9296 av.=4.32 md=5.00 dev.=0.95
2. Lectures and other class activities were well organized.	Strongly Agree		Strongly Disagree	n=9267 av.=4.24 md=5.00 dev.=1.00
3. The instructor was regularly punctual and regularly kept the class for the full class time.	Strongly Agree		Strongly Disagree	n=9246 av.=4.46 md=5.00 dev.=0.84

B. Communication

4. The instructor's presentations were clear and understandable.	Strongly Agree		Strongly Disagree	n=9256 av.=4.18 md=5.00 dev.=1.05
5. The instructor adequately explained abstract or complex materials so that I understood it.	Strongly Agree		Strongly Disagree	n=9256 av.=4.17 md=5.00 dev.=1.07
6. The instructor conveyed interest and enthusiasm in the subject matter.	Strongly Agree		Strongly Disagree	n=9267 av.=4.44 md=5.00 dev.=0.91

C. Faculty-Student Interaction

7. The instructor encouraged student discussion and participation.	Strongly Agree		Strongly Disagree	n=9196 av.=4.30 md=5.00 dev.=0.99
8. The instructor satisfactorily answered students' questions.	Strongly Agree		Strongly Disagree	n=9261 av.=4.27 md=5.00 dev.=1.02
9. The instructor was accessible to students during office hours and by email.	Strongly Agree		Strongly Disagree	n=8805 av.=4.34 md=5.00 dev.=0.95

D. Assignments, Exams, and Grading

10. The instructor asked questions on the course material.	Strongly Agree		Strongly Disagree	n=9140 av.=4.43 md=5.00 dev.=0.86
11. Students were tested on material covered in the course.	Strongly Agree		Strongly Disagree	n=8974 av.=4.43 md=5.00 dev.=0.86
12. The instructor returned students' work in a reasonable amount of time.	Strongly Agree		Strongly Disagree	n=9115 av.=4.40 md=5.00 dev.=0.89
13. The instructor provided sufficient feedback on tests and papers.	Strongly Agree		Strongly Disagree	n=9066 av.=4.24 md=5.00 dev.=1.03
14. Tests, papers, and other assignments were graded fairly.	Strongly Agree		Strongly Disagree	n=9138 av.=4.34 md=5.00 dev.=0.95

E. Instructional Methods

15. The instructor made appropriate use of technology in teaching.



n=8683 av.=4.27 md=5.00 dev.=1.02

16. Students were actively involved in class discussion, group work, and other classroom activities.



n=9030 av.=4.19 md=5.00 dev.=1.07

F. Course Outcomes

17. This course has increased my understanding of the subject matter.



n=9263 av.=4.23 md=5.00 dev.=1.05

18. This course increased my ability to think independently and critically.



n=9174 av.=4.17 md=5.00 dev.=1.07

19. I would recommend this instructor to other students.



n=9222 av.=4.16 md=5.00 dev.=1.17

G. Student Effort and Involvement

20. I attended class regularly.




n=9253 av.=4.60 md=5.00 dev.=0.71

21. I read the assignments and was well prepared for every class.



n=9178 av.=4.34 md=5.00 dev.=0.85

22. I spent a sufficient amount of time on assignments and research papers.



n=9057 av.=4.40 md=5.00 dev.=0.81

H. Course Difficulty, Work Load, and Pace

23. For my preparation and ability, this course was



n=9297 av.=3.13 md=3.00 dev.=0.81

24. For me, the pace at which the course materials were covered was



n=9284 av.=3.22 md=3.00 dev.=0.63

25. In a typical 7-day week, how many hours did you spend preparing for this course (studying, reading, doing homework or other academic



n=9267 av.=2.39 md=2.00 dev.=0.99

I. Overall Evaluation

26. Rate the quality of this course as it contributed to your learning:



n=9259 av.=4.00 md=4.00 dev.=1.03

K. Student Information

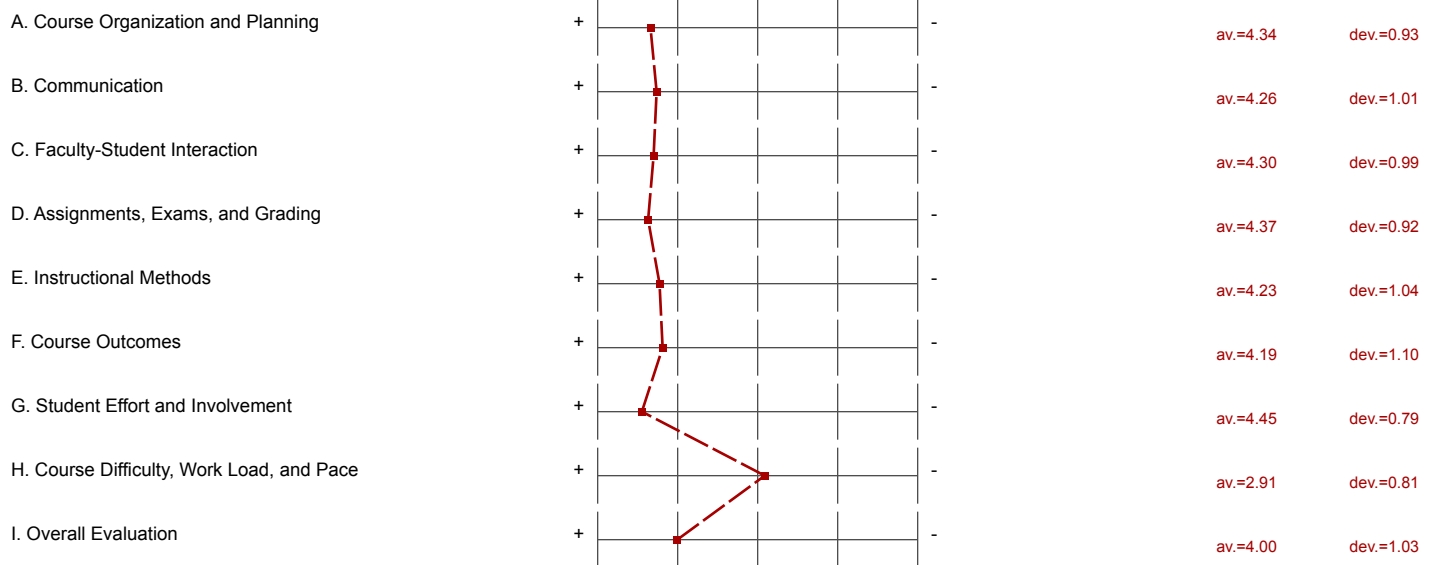
33. What grade do you expect for this course?



n=9236 av.=6.59 md=7.00 dev.=1.66

Profile

Compilation: UG St. John's College (43%)



Profile

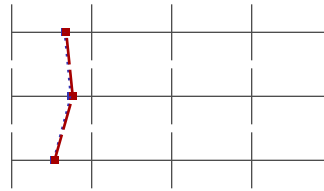
Compilation: UG St. John's College (43%)

Comparative line:
Compilation: UG St. John's University (39%)

Values used in the profile line: Mean

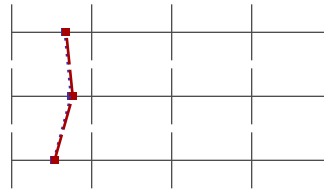
A. Course Organization and Planning

1. The course goals, objectives, and grading procedures were clearly explained.



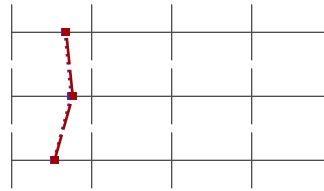
n=9296 av.=4.32 md=5.00 dev.=0.95
n=19482 av.=4.33 md=5.00 dev.=0.94

2. Lectures and other class activities were well organized.



n=9267 av.=4.24 md=5.00 dev.=1.00
n=19425 av.=4.26 md=5.00 dev.=1.00

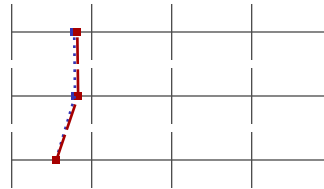
3. The instructor was regularly punctual and regularly kept the class for the full class time.



n=9246 av.=4.46 md=5.00 dev.=0.84
n=19381 av.=4.47 md=5.00 dev.=0.84

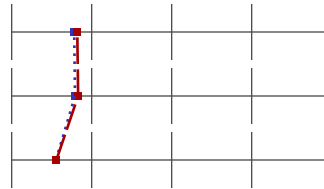
B. Communication

4. The instructor's presentations were clear and understandable.



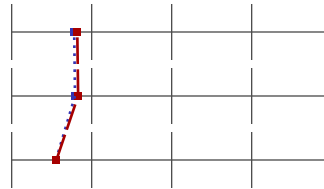
n=9256 av.=4.18 md=5.00 dev.=1.05
n=19391 av.=4.22 md=5.00 dev.=1.04

5. The instructor adequately explained abstract or complex materials so that I understood it.



n=9256 av.=4.17 md=5.00 dev.=1.07
n=19384 av.=4.21 md=5.00 dev.=1.06

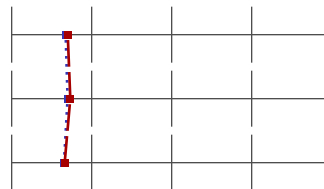
6. The instructor conveyed interest and enthusiasm in the subject matter.



n=9267 av.=4.44 md=5.00 dev.=0.91
n=19394 av.=4.45 md=5.00 dev.=0.90

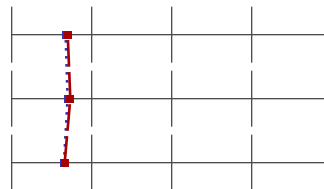
C. Faculty-Student Interaction

7. The instructor encouraged student discussion and participation.



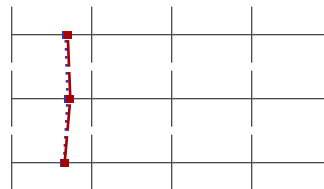
n=9196 av.=4.30 md=5.00 dev.=0.99
n=19293 av.=4.32 md=5.00 dev.=0.98

8. The instructor satisfactorily answered students' questions.



n=9261 av.=4.27 md=5.00 dev.=1.02
n=19405 av.=4.30 md=5.00 dev.=1.00

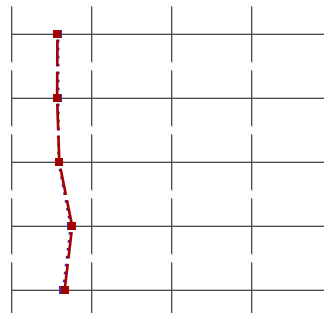
9. The instructor was accessible to students during office hours and by email.



n=8805 av.=4.34 md=5.00 dev.=0.95
n=18526 av.=4.35 md=5.00 dev.=0.95

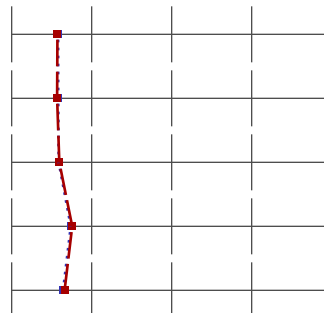
D. Assignments, Exams, and Grading

10. The instructor asked questions on the course material.



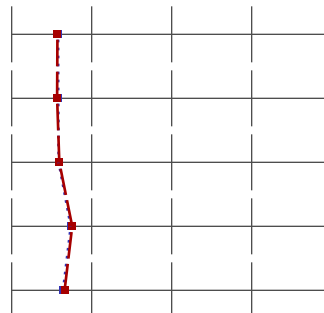
n=9140 av.=4.43 md=5.00 dev.=0.86
n=19165 av.=4.42 md=5.00 dev.=0.88

11. Students were tested on material covered in the course.



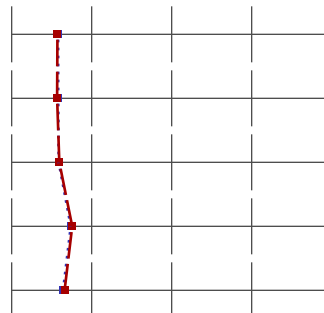
n=8974 av.=4.43 md=5.00 dev.=0.86
n=18752 av.=4.42 md=5.00 dev.=0.88

12. The instructor returned students' work in a reasonable amount of time.



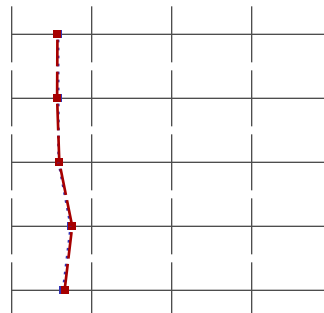
n=9115 av.=4.40 md=5.00 dev.=0.89
n=19075 av.=4.41 md=5.00 dev.=0.90

13. The instructor provided sufficient feedback on tests and papers.



n=9066 av.=4.24 md=5.00 dev.=1.03
n=18966 av.=4.26 md=5.00 dev.=1.03

14. Tests, papers, and other assignments were graded fairly.



n=9138 av.=4.34 md=5.00 dev.=0.95
n=19102 av.=4.36 md=5.00 dev.=0.95

E. Instructional Methods

15. The instructor made appropriate use of technology in teaching.



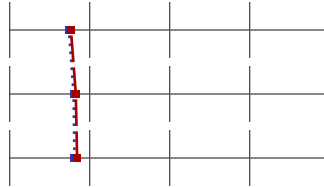
n=8683 av.=4.27 md=5.00 dev.=1.02
n=18472 av.=4.32 md=5.00 dev.=0.98

16. Students were actively involved in class discussion, group work, and other classroom activities.

n=9030 av.=4.19 md=5.00 dev.=1.07
n=18993 av.=4.22 md=5.00 dev.=1.06

F. Course Outcomes

17. This course has increased my understanding of the subject matter.



n=9263 av.=4.23 md=5.00 dev.=1.05
n=19412 av.=4.26 md=5.00 dev.=1.05

18. This course increased my ability to think independently and critically.


n=9174 av.=4.17 md=5.00 dev.=1.07
n=19241 av.=4.20 md=5.00 dev.=1.07

19. I would recommend this instructor to other students.

n=9222 av.=4.16 md=5.00 dev.=1.17
n=19320 av.=4.19 md=5.00 dev.=1.17

G. Student Effort and Involvement

20. I attended class regularly.



n=9253 av.=4.60 md=5.00 dev.=0.71
n=19395 av.=4.61 md=5.00 dev.=0.70

21. I read the assignments and was well prepared for every class.

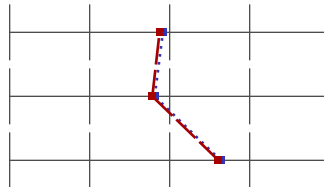
n=9178 av.=4.34 md=5.00 dev.=0.85
n=19231 av.=4.37 md=5.00 dev.=0.83

22. I spent a sufficient amount of time on assignments and research papers.

n=9057 av.=4.40 md=5.00 dev.=0.81
n=18938 av.=4.42 md=5.00 dev.=0.80

H. Course Difficulty, Work Load, and Pace

23. For my preparation and ability, this course was



n=9297 av.=3.13 md=3.00 dev.=0.81
n=19465 av.=3.08 md=3.00 dev.=0.81

24. For me, the pace at which the course materials were covered was

n=9284 av.=3.22 md=3.00 dev.=0.63
n=19442 av.=3.19 md=3.00 dev.=0.62

25. In a typical 7-day week, how many hours did you spend preparing for this course (studying, reading, doing homework or other academic

n=9267 av.=2.39 md=2.00 dev.=0.99
n=19410 av.=2.36 md=2.00 dev.=0.99

I. Overall Evaluation

26. Rate the quality of this course as it contributed to your learning:



n=9259 av.=4.00 md=4.00 dev.=1.03
n=19396 av.=4.03 md=4.00 dev.=1.04

K. Student Information

33. What grade do you expect for this course?



n=9236 av.=6.59 md=7.00 dev.=1.66
n=19366 av.=6.59 md=7.00 dev.=1.66