

Office of Institutional Research

Spring 2018 – Student Evaluation of Teaching

Overview

-The following are the value labels for the aggregated results pertaining to each question:

Value Labels

Question 1.1 – Course Pace

- 5 – Very Fast
- 4 – Fast
- 3 – Just about right
- 2 – Slow
- 1 – Very slow

Questions 1.2 - 1.12

- 5 – Strongly Agree
- 4 – Agree
- 3 – Somewhat Agree
- 2 – Disagree
- 1 – Strongly Disagree

Question 1.13 – Professor’s Teaching

- 5 – Excellent
- 4 – Good
- 3 – Fair
- 2 – Poor
- 1 – Very poor

For any questions related to the evaluations, please contact:

Office of Institutional Research
718-990-1869
ir@stjohns.edu

Spring 2018 - GR Online Learning (50%)

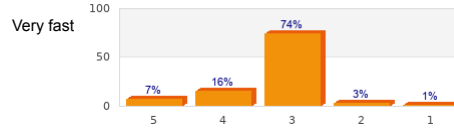
No. of responses = 793



Survey Results

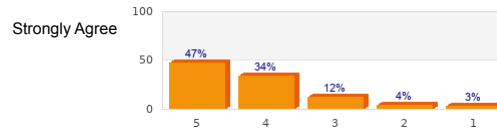
Student Evaluation of Teaching

Rate the pace at which the course material was taught.



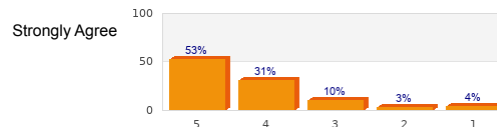
n=777
av.=3.25
dev.=0.65

The course goals and grading procedures were clear.



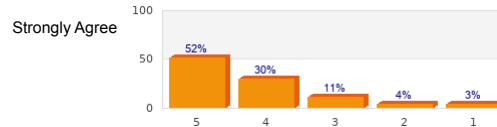
n=785
av.=4.19
dev.=0.98
ab.=2

Tests, papers, and/or other assignments were graded fairly.



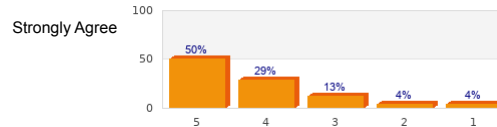
n=767
av.=4.26
dev.=1
ab.=19

This course increased my understanding of the subject matter.



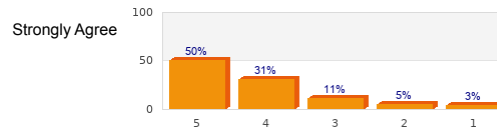
n=781
av.=4.22
dev.=1.02
ab.=4

This course increased my ability to think critically.



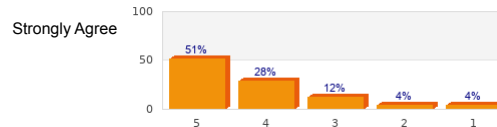
n=780
av.=4.18
dev.=1.06
ab.=6

Learning activities were well organized.



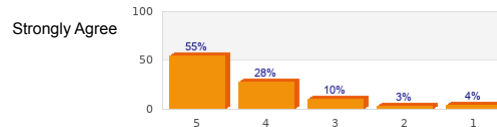
n=780
av.=4.19
dev.=1.04
ab.=6

The instructor's presentations were clear and understandable.



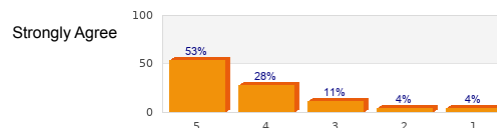
n=752
av.=4.19
dev.=1.06
ab.=34

The instructor conveyed interest and enthusiasm in the subject matter.



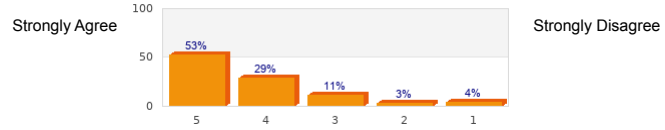
n=751
av.=4.26
dev.=1.04
ab.=33

The instructor satisfactorily answered students' questions.



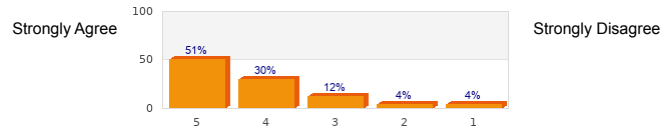
n=751
av.=4.22
dev.=1.06
ab.=34

The instructor was accessible to students for extra help.



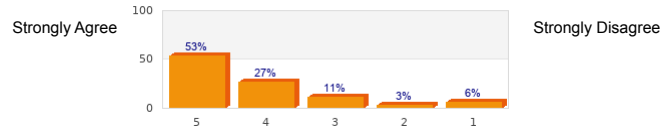
n=723
av.=4.24
dev.=1.02
ab.=60

The instructor responded to students' work in a reasonable amount of time.



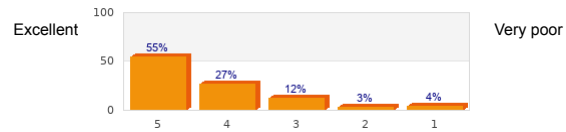
n=762
av.=4.2
dev.=1.04
ab.=18

I would recommend this instructor to other students.



n=764
av.=4.19
dev.=1.12
ab.=4

Rate this professor's teaching.




n=772
av.=4.26
dev.=1.03

Profile

Compilation: Spring 2018 - GR Online Learning (50%)

Values used in the profile line: Mean

Student Evaluation of Teaching



Profile

Compilation: Spring 2018 - GR Online Learning (50%)

Comparative line:
Compilation: Spring 2018 - GR SJU (54%)

Values used in the profile line: Mean

Student Evaluation of Teaching

