

Office of Institutional Research

Spring 2015 – Student Evaluation of Teaching

Overview

-The following are the value labels for the aggregated results pertaining to each question:

Value Labels

Questions 1.1 - 1.11

- 5 – Strongly Agree
- 4 – Agree
- 3 – Somewhat Agree
- 2 – Disagree
- 1 – Strongly Disagree

Question 1.12 – Course Pace

- 5 – Very Fast
- 4 – Fast
- 3 – Just about right
- 2 – Slow
- 1 – Very slow

Question 1.13 – Professor’s Teaching

- 5 – Excellent
- 4 – Good
- 3 – Fair
- 2 – Poor
- 1 – Very poor

For any questions related to the evaluations, please contact:

Steven W. Glogocheski, Ed.D.
Associate Director of Academic Assessment
718-990-6998
glogochs@stjohns.edu

Spring 2015 - UG Distance Learning (44%)

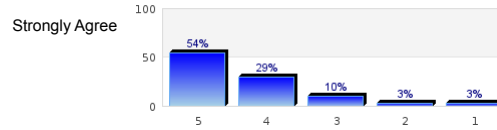
No. of responses = 1753



Survey Results

Student Evaluation of Teaching

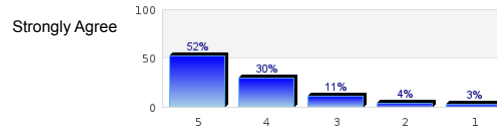
The course goals and grading procedures were clear.



Strongly Disagree

n=1742
av.=4.28
dev.=0.98
ab.=4

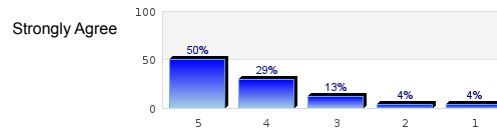
Learning activities were well organized.



Strongly Disagree

n=1726
av.=4.23
dev.=1.01
ab.=16

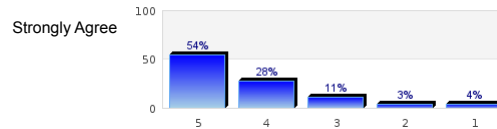
The instructor's presentations were clear and understandable.



Strongly Disagree

n=1629
av.=4.18
dev.=1.04
ab.=109

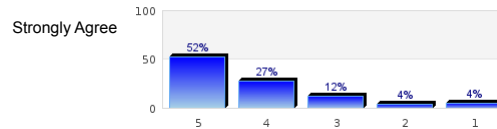
The instructor conveyed interest and enthusiasm in the subject matter.



Strongly Disagree

n=1631
av.=4.25
dev.=1.03
ab.=109

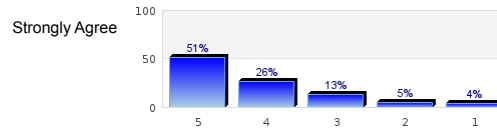
The instructor satisfactorily answered students' questions.



Strongly Disagree

n=1691
av.=4.19
dev.=1.08
ab.=47

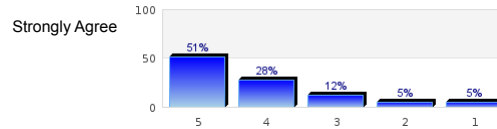
The instructor was accessible to students for extra help.



Strongly Disagree

n=1635
av.=4.16
dev.=1.09
ab.=106

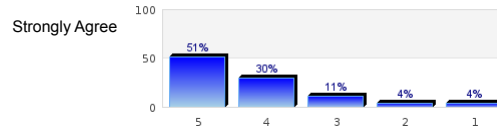
The instructor responded to students' work in a reasonable amount of time.



Strongly Disagree

n=1716
av.=4.16
dev.=1.1
ab.=21

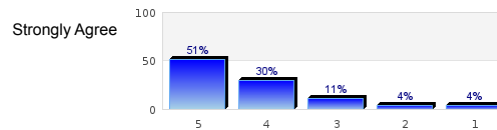
Tests, papers, and/or other assignments were graded fairly.



Strongly Disagree

n=1716
av.=4.21
dev.=1.03
ab.=22

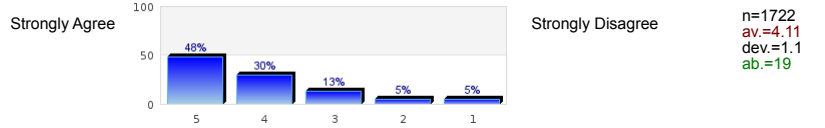
This course increased my understanding of the subject matter.



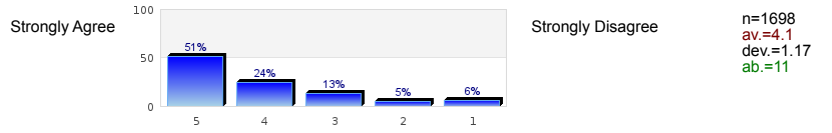
Strongly Disagree

n=1728
av.=4.2
dev.=1.06
ab.=9

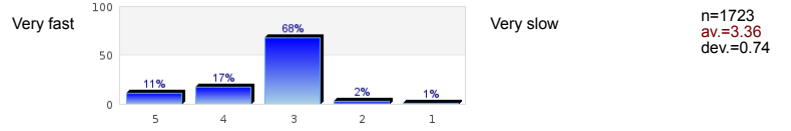
This course increased my ability to think critically.



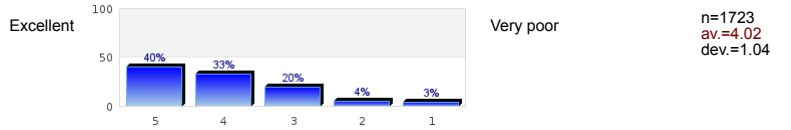
I would recommend this instructor to other students.



Rate the pace at which the course material was taught.



Rate this professor's teaching.




Profile

Compilation: Spring 2015 - UG Distance Learning (44%)

Values used in the profile line: Mean

Student Evaluation of Teaching



Profile

█ **Compilation:** Spring 2015 - UG Distance Learning (44%)
█ **Comparative line:**
█ **Compilation:** Spring 2015 - GR Distance Learning (49%)

Values used in the profile line: Mean

Student Evaluation of Teaching

