

Office of Institutional Research

Spring 2016 – Student Evaluation of Teaching

Overview

-The following are the value labels for the aggregated results pertaining to each question:

Value Labels

Questions 1.1 - 1.11

- 5 – Strongly Agree
- 4 – Agree
- 3 – Somewhat Agree
- 2 – Disagree
- 1 – Strongly Disagree

Question 1.12 – Course Pace

- 5 – Very Fast
- 4 – Fast
- 3 – Just about right
- 2 – Slow
- 1 – Very slow

Question 1.13 – Professor’s Teaching

- 5 – Excellent
- 4 – Good
- 3 – Fair
- 2 – Poor
- 1 – Very poor

For any questions related to the evaluations, please contact:

Office of Institutional Research
718-990-1869
ir@stjohns.edu

Spring 2016 - UG Institute for CORE Studies (53%)

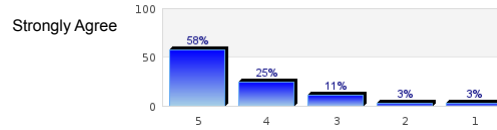
No. of responses = 1845



Survey Results

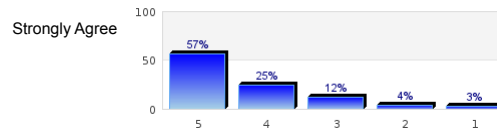
Student Evaluation of Teaching

The course goals and grading procedures were clear.



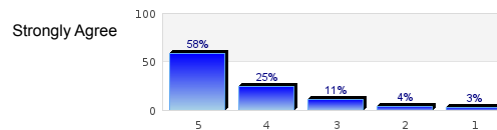
n=1838
av.=4.32
dev.=1
ab.=3

Lectures and other class activities were well organized.



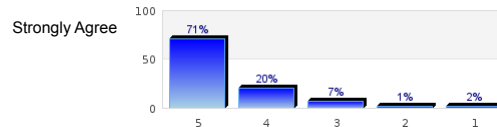
n=1835
av.=4.29
dev.=1.01
ab.=2

The instructor's presentations were clear and understandable.



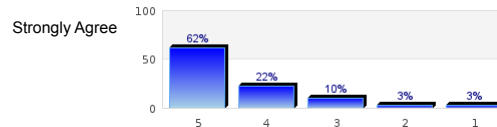
n=1826
av.=4.33
dev.=0.98
ab.=3

The instructor conveyed interest and enthusiasm in the subject matter.



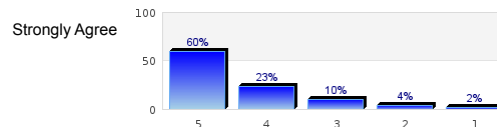
n=1833
av.=4.56
dev.=0.81
ab.=1

The instructor satisfactorily answered students' questions.



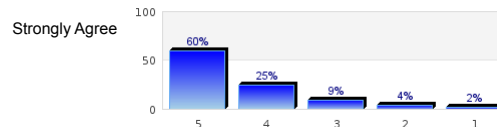
n=1834
av.=4.38
dev.=0.97
ab.=2

The instructor was accessible to students for extra help.



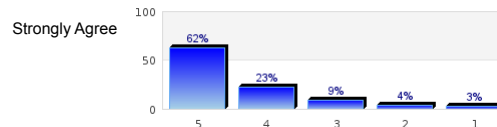
n=1772
av.=4.35
dev.=0.97
ab.=62

The instructor responded to students' work in a reasonable amount of time.



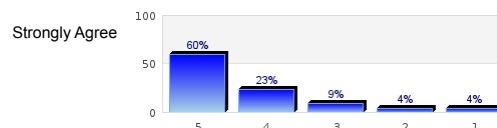
n=1825
av.=4.36
dev.=0.96
ab.=12

Tests, papers, and/or other assignments were graded fairly.



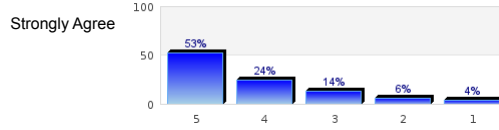
n=1823
av.=4.39
dev.=0.97
ab.=12

This course increased my understanding of the subject matter.



n=1823
av.=4.31
dev.=1.05
ab.=8

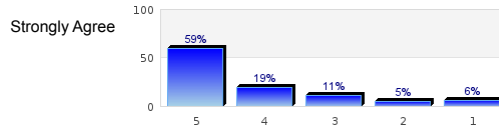
This course increased my ability to think critically.



Strongly Disagree

n=1809
av.=4.16
dev.=1.1
ab.=26

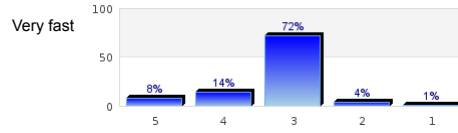
I would recommend this instructor to other students.



Strongly Disagree

n=1803
av.=4.22
dev.=1.16
ab.=13

Rate the pace at which the course material was taught.

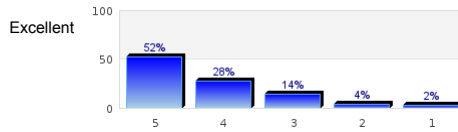


Very fast

Very slow

n=1819
av.=3.25
dev.=0.7

Rate this professor's teaching.



Excellent

Very poor


n=1824
av.=4.23
dev.=0.99

Profile

Compilation: Spring 2016 - UG Institute for CORE Studies (53%)

Values used in the profile line: Mean

Student Evaluation of Teaching



Profile

█ **Compilation:** Spring 2016 - UG Institute for CORE Studies (53%)
█ **Comparative line:**
█ **Compilation:** Spring 2016 - UG St. John's University (45%)

Values used in the profile line: Mean

Student Evaluation of Teaching

