

Office of Institutional Research

Spring 2014 – Student Evaluation of Teaching

Overview

-The following are the value labels for the aggregated results pertaining to each question:

Value Labels

Questions 1.1 - 1.11

- 5 – Strongly Agree
- 4 – Agree
- 3 – Somewhat Agree
- 2 – Disagree
- 1 – Strongly Disagree

Question 1.12 – Course Pace

- 5 – Very Fast
- 4 – Fast
- 3 – Just about right
- 2 – Slow
- 1 – Very slow

Question 1.13 – Professor’s Teaching

- 5 – Excellent
- 4 – Good
- 3 – Fair
- 2 – Poor
- 1 – Very poor

For any questions related to the evaluations, please contact:

Steven W. Glogocheski
Associate Director of Academic Assessment
718-990-6998
glogochs@stjohns.edu

Spring 2014 - UG Institute for CORE Studies (46%)

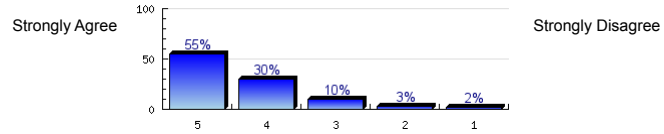
No. of responses = 1430



Survey Results

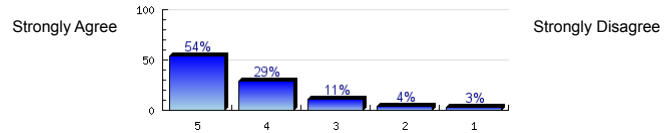
Student Evaluation of Teaching

The course goals and grading procedures were clear.



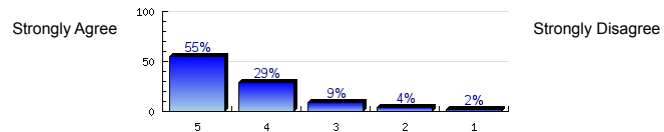
n=1419
av.=4.31
dev.=0.95
ab.=2

Lectures and other class activities were well organized.



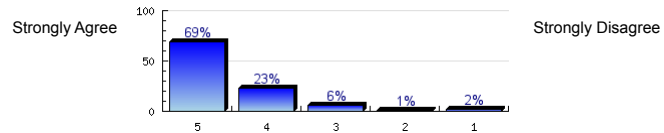
n=1415
av.=4.27
dev.=0.99
ab.=3

The instructor's presentations were clear and understandable.



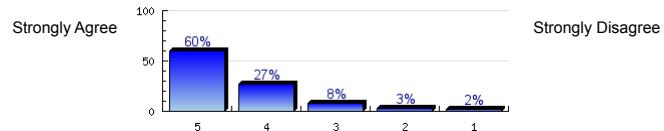
n=1409
av.=4.31
dev.=0.96
ab.=5

The instructor conveyed interest and enthusiasm in the subject matter.



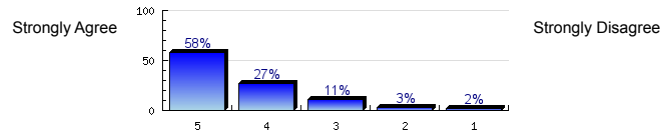
n=1412
av.=4.55
dev.=0.81
ab.=3

The instructor satisfactorily answered students' questions.



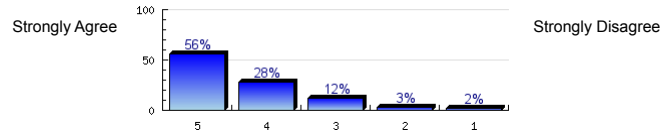
n=1413
av.=4.41
dev.=0.89
ab.=3

The instructor was accessible to students for extra help.



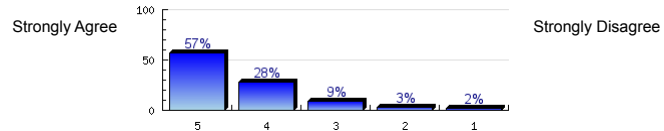
n=1365
av.=4.36
dev.=0.91
ab.=52

The instructor responded to students' work in a reasonable amount of time.



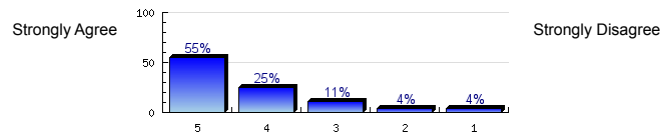
n=1408
av.=4.32
dev.=0.92
ab.=8

Tests, papers, and/or other assignments were graded fairly.



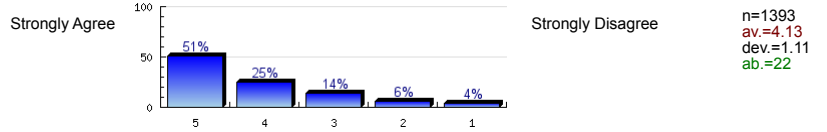
n=1400
av.=4.35
dev.=0.93
ab.=13

This course increased my understanding of the subject matter.

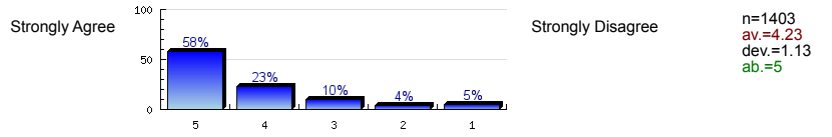


n=1405
av.=4.22
dev.=1.09
ab.=9

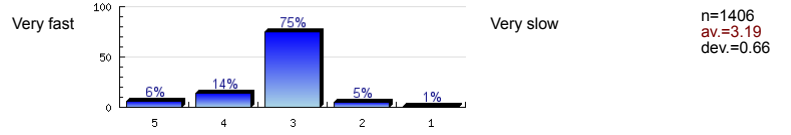
This course increased my ability to think critically.



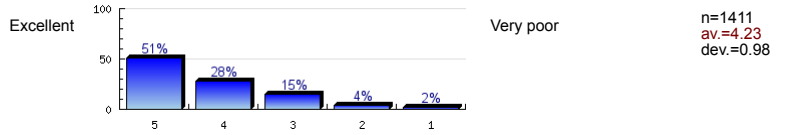
I would recommend this instructor to other students.



Rate the pace at which the course material was taught.



Rate this professor's teaching.




Profile

Compilation: Spring 2014 - UG Institute for CORE Studies (46%)

Values used in the profile line: Mean

Student Evaluation of Teaching



Profile

█ **Compilation:** Spring 2014 - UG Institute for CORE Studies (46%)

█ **Comparative line:**
█ **Compilation:** Spring 2014 - UG St. John's University (42%)

Values used in the profile line: Mean

Student Evaluation of Teaching

