

Office of Institutional Research

Spring 2016 – Student Evaluation of Teaching

Overview

-The following are the value labels for the aggregated results pertaining to each question:

Value Labels

Questions 1.1 - 1.11

- 5 – Strongly Agree
- 4 – Agree
- 3 – Somewhat Agree
- 2 – Disagree
- 1 – Strongly Disagree

Question 1.12 – Course Pace

- 5 – Very Fast
- 4 – Fast
- 3 – Just about right
- 2 – Slow
- 1 – Very slow

Question 1.13 – Professor’s Teaching

- 5 – Excellent
- 4 – Good
- 3 – Fair
- 2 – Poor
- 1 – Very poor

For any questions related to the evaluations, please contact:

Office of Institutional Research
718-990-1869
ir@stjohns.edu

Spring 2016 - GR College of Professional Studies (45%)

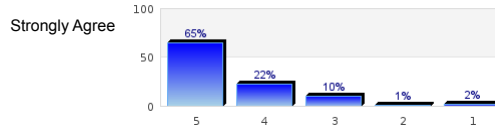
No. of responses = 184



Survey Results

Student Evaluation of Teaching

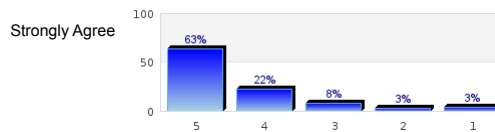
The course goals and grading procedures were clear.



Strongly Disagree

n=184
av.=4.47
dev.=0.87

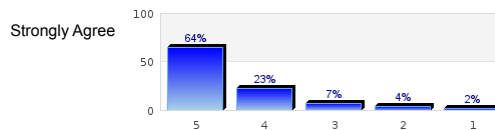
Lectures and other class activities were well organized.



Strongly Disagree

n=180
av.=4.39
dev.=0.99
ab.=3

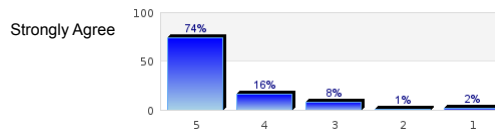
The instructor's presentations were clear and understandable.



Strongly Disagree

n=180
av.=4.43
dev.=0.94
ab.=3

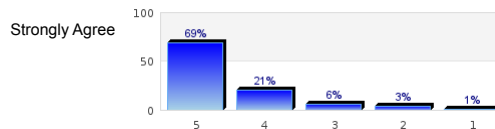
The instructor conveyed interest and enthusiasm in the subject matter.



Strongly Disagree

n=182
av.=4.6
dev.=0.79
ab.=2

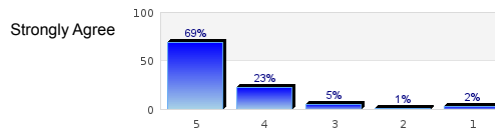
The instructor satisfactorily answered students' questions.



Strongly Disagree

n=183
av.=4.53
dev.=0.84

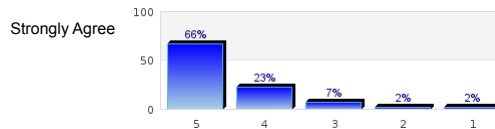
The instructor was accessible to students for extra help.



Strongly Disagree

n=176
av.=4.56
dev.=0.83
ab.=8

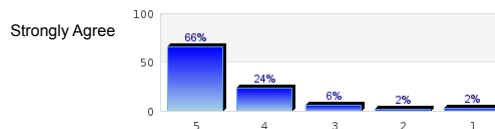
The instructor responded to students' work in a reasonable amount of time.



Strongly Disagree

n=182
av.=4.49
dev.=0.87
ab.=2

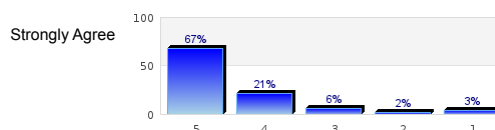
Tests, papers, and/or other assignments were graded fairly.



Strongly Disagree

n=174
av.=4.49
dev.=0.87
ab.=6

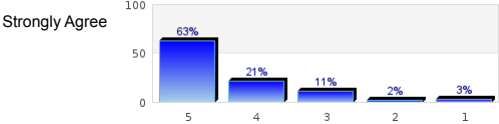
This course increased my understanding of the subject matter.



Strongly Disagree

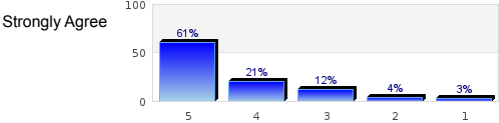
n=178
av.=4.48
dev.=0.94
ab.=4

This course increased my ability to think critically.



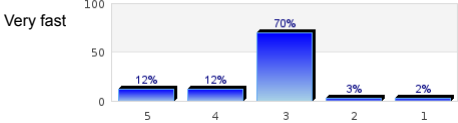
Strongly Disagree
n=179
av.=4.4
dev.=0.96
ab.=1

I would recommend this instructor to other students.



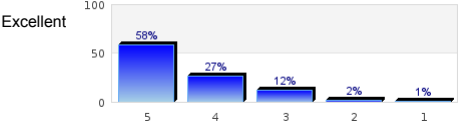
Strongly Disagree
n=183
av.=4.33
dev.=1.01

Rate the pace at which the course material was taught.



Very slow
n=178
av.=3.3
dev.=0.81

Rate this professor's teaching.




Very poor
n=184
av.=4.39
dev.=0.86

Profile

Compilation: Spring 2016 - GR College of Professional Studies (45%)

Values used in the profile line: Mean

Student Evaluation of Teaching



Profile

█ **Compilation:** Spring 2016 - GR College of Professional Studies (45%)
█ **Comparative line:**
█ **Compilation:** Spring 2016 - GR St. John's University (56%)

Values used in the profile line: Mean

Student Evaluation of Teaching

