

Office of Institutional Research

Spring 2015 – Student Evaluation of Teaching

Overview

-The following are the value labels for the aggregated results pertaining to each question:

Value Labels

Questions 1.1 - 1.11

- 5 – Strongly Agree
- 4 – Agree
- 3 – Somewhat Agree
- 2 – Disagree
- 1 – Strongly Disagree

Question 1.12 – Course Pace

- 5 – Very Fast
- 4 – Fast
- 3 – Just about right
- 2 – Slow
- 1 – Very slow

Question 1.13 – Professor’s Teaching

- 5 – Excellent
- 4 – Good
- 3 – Fair
- 2 – Poor
- 1 – Very poor

For any questions related to the evaluations, please contact:

Steven W. Glogocheski, Ed.D.
Associate Director of Academic Assessment
718-990-6998
glogochs@stjohns.edu

Spring 2015 - UG College of Professional Studies (44%)

No. of responses = 5698

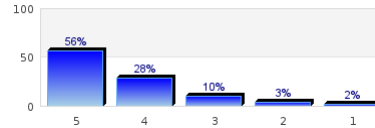


Survey Results

Student Evaluation of Teaching

The course goals and grading procedures were clear.

Strongly Agree

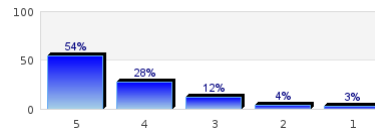


Strongly Disagree

n=5654
av.=4.33
dev.=0.94
ab.=13

Lectures and other class activities were well organized.

Strongly Agree

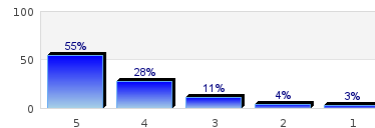


Strongly Disagree

n=5631
av.=4.26
dev.=1
ab.=20

The instructor's presentations were clear and understandable.

Strongly Agree

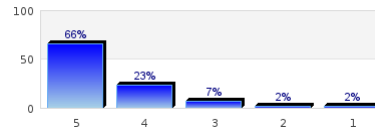


Strongly Disagree

n=5602
av.=4.28
dev.=0.99
ab.=32

The instructor conveyed interest and enthusiasm in the subject matter.

Strongly Agree

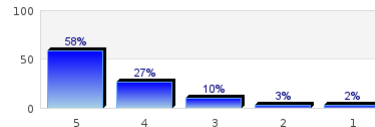


Strongly Disagree

n=5637
av.=4.5
dev.=0.84
ab.=13

The instructor satisfactorily answered students' questions.

Strongly Agree

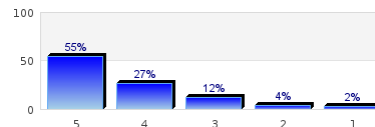


Strongly Disagree

n=5623
av.=4.36
dev.=0.94
ab.=20

The instructor was accessible to students for extra help.

Strongly Agree

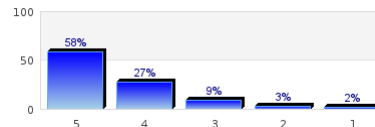


Strongly Disagree

n=5471
av.=4.28
dev.=0.97
ab.=174

The instructor responded to students' work in a reasonable amount of time.

Strongly Agree

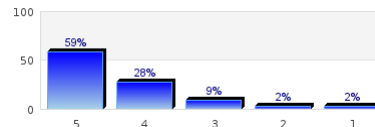


Strongly Disagree

n=5593
av.=4.36
dev.=0.93
ab.=56

Tests, papers, and/or other assignments were graded fairly.

Strongly Agree

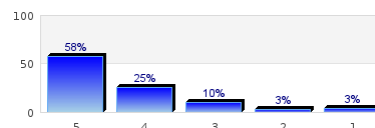


Strongly Disagree

n=5594
av.=4.38
dev.=0.91
ab.=52

This course increased my understanding of the subject matter.

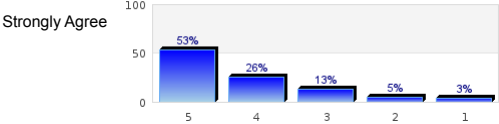
Strongly Agree



Strongly Disagree

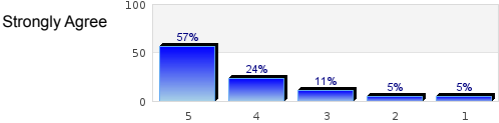
n=5621
av.=4.31
dev.=1.01
ab.=23

This course increased my ability to think critically.



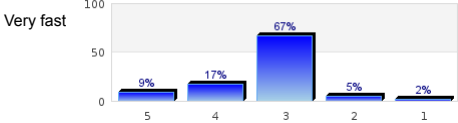
Strongly Disagree
n=5580
av.=4.2
dev.=1.06
ab.=63

I would recommend this instructor to other students.



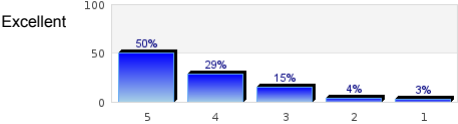
Strongly Disagree
n=5540
av.=4.23
dev.=1.1
ab.=32

Rate the pace at which the course material was taught.



Very slow
n=5597
av.=3.27
dev.=0.76

Rate this professor's teaching.




Very poor
n=5614
av.=4.19
dev.=1.01

Profile

Compilation: Spring 2015 - UG College of Professional Studies (44%)

Values used in the profile line: Mean

Student Evaluation of Teaching



Profile

Compilation: Spring 2015 - UG College of Professional Studies (44%)

Comparative line: Spring 2015 - UG St. John's University (47%)
Compilation:

Values used in the profile line: Mean

Student Evaluation of Teaching

