

## Office of Institutional Research

### Fall 2015 – Student Evaluation of Teaching

#### Overview

-The following are the value labels for the aggregated results pertaining to each question:

#### Value Labels

##### Questions 1.1 - 1.11

- 5 – Strongly Agree
- 4 – Agree
- 3 – Somewhat Agree
- 2 – Disagree
- 1 – Strongly Disagree

##### Question 1.12 – Course Pace

- 5 – Very Fast
- 4 – Fast
- 3 – Just about right
- 2 – Slow
- 1 – Very slow

##### Question 1.13 – Professor’s Teaching

- 5 – Excellent
- 4 – Good
- 3 – Fair
- 2 – Poor
- 1 – Very poor

For any questions related to the evaluations, please contact:

Office of Institutional Research  
718-990-1869  
ir@stjohns.edu

# Fall 2015 - GR College of Professional Studies (57%)

No. of responses = 226

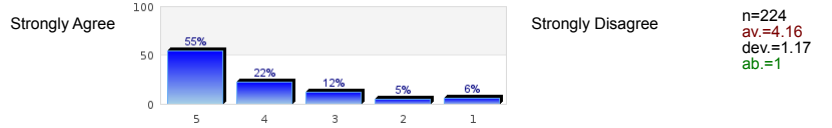


## Survey Results

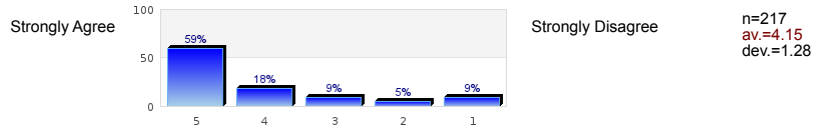
### Student Evaluation of Teaching

| The course goals and grading procedures were clear.                        | Strongly Agree | <table border="1"> <tr><th>Rating</th><th>Percentage</th></tr> <tr><td>5</td><td>53%</td></tr> <tr><td>4</td><td>25%</td></tr> <tr><td>3</td><td>12%</td></tr> <tr><td>2</td><td>6%</td></tr> <tr><td>1</td><td>5%</td></tr> </table> | Rating | Percentage | 5 | 53% | 4 | 25% | 3 | 12% | 2 | 6% | 1 | 5% | Strongly Disagree | n=226<br>av.=4.15<br>dev.=1.14          |
|--|----------------|---|--------|------------|---|-----|---|-----|---|-----|---|----|---|----|-------------------|---|
| Rating   | Percentage     |   |        |            |   |     |   |     |   |     |   |    |   |    |                   |   |
| 5  | 53%            |   |        |            |   |     |   |     |   |     |   |    |   |    |                   |   |
| 4  | 25%            |   |        |            |   |     |   |     |   |     |   |    |   |    |                   |   |
| 3  | 12%            |   |        |            |   |     |   |     |   |     |   |    |   |    |                   |   |
| 2  | 6%             |   |        |            |   |     |   |     |   |     |   |    |   |    |                   |   |
| 1  | 5%             |   |        |            |   |     |   |     |   |     |   |    |   |    |                   |   |
| Lectures and other class activities were well organized.                   | Strongly Agree | <table border="1"> <tr><th>Rating</th><th>Percentage</th></tr> <tr><td>5</td><td>51%</td></tr> <tr><td>4</td><td>25%</td></tr> <tr><td>3</td><td>13%</td></tr> <tr><td>2</td><td>6%</td></tr> <tr><td>1</td><td>4%</td></tr> </table> | Rating | Percentage | 5 | 51% | 4 | 25% | 3 | 13% | 2 | 6% | 1 | 4% | Strongly Disagree | n=226<br>av.=4.13<br>dev.=1.13          |
| Rating   | Percentage     |   |        |            |   |     |   |     |   |     |   |    |   |    |                   |   |
| 5  | 51%            |   |        |            |   |     |   |     |   |     |   |    |   |    |                   |   |
| 4  | 25%            |   |        |            |   |     |   |     |   |     |   |    |   |    |                   |   |
| 3  | 13%            |   |        |            |   |     |   |     |   |     |   |    |   |    |                   |   |
| 2  | 6%             |   |        |            |   |     |   |     |   |     |   |    |   |    |                   |   |
| 1  | 4%             |   |        |            |   |     |   |     |   |     |   |    |   |    |                   |   |
| The instructor's presentations were clear and understandable.              | Strongly Agree | <table border="1"> <tr><th>Rating</th><th>Percentage</th></tr> <tr><td>5</td><td>53%</td></tr> <tr><td>4</td><td>24%</td></tr> <tr><td>3</td><td>13%</td></tr> <tr><td>2</td><td>5%</td></tr> <tr><td>1</td><td>4%</td></tr> </table> | Rating | Percentage | 5 | 53% | 4 | 24% | 3 | 13% | 2 | 5% | 1 | 4% | Strongly Disagree | n=225<br>av.=4.18<br>dev.=1.1           |
| Rating   | Percentage     |   |        |            |   |     |   |     |   |     |   |    |   |    |                   |   |
| 5  | 53%            |   |        |            |   |     |   |     |   |     |   |    |   |    |                   |   |
| 4  | 24%            |   |        |            |   |     |   |     |   |     |   |    |   |    |                   |   |
| 3  | 13%            |   |        |            |   |     |   |     |   |     |   |    |   |    |                   |   |
| 2  | 5%             |   |        |            |   |     |   |     |   |     |   |    |   |    |                   |   |
| 1  | 4%             |   |        |            |   |     |   |     |   |     |   |    |   |    |                   |   |
| The instructor conveyed interest and enthusiasm in the subject matter.     | Strongly Agree | <table border="1"> <tr><th>Rating</th><th>Percentage</th></tr> <tr><td>5</td><td>67%</td></tr> <tr><td>4</td><td>20%</td></tr> <tr><td>3</td><td>8%</td></tr> <tr><td>2</td><td>1%</td></tr> <tr><td>1</td><td>4%</td></tr> </table>  | Rating | Percentage | 5 | 67% | 4 | 20% | 3 | 8%  | 2 | 1% | 1 | 4% | Strongly Disagree | n=224<br>av.=4.45<br>dev.=0.98          |
| Rating   | Percentage     |   |        |            |   |     |   |     |   |     |   |    |   |    |                   |   |
| 5  | 67%            |   |        |            |   |     |   |     |   |     |   |    |   |    |                   |   |
| 4  | 20%            |   |        |            |   |     |   |     |   |     |   |    |   |    |                   |   |
| 3  | 8%             |   |        |            |   |     |   |     |   |     |   |    |   |    |                   |   |
| 2  | 1%             |   |        |            |   |     |   |     |   |     |   |    |   |    |                   |   |
| 1  | 4%             |   |        |            |   |     |   |     |   |     |   |    |   |    |                   |   |
| The instructor satisfactorily answered students' questions.                | Strongly Agree | <table border="1"> <tr><th>Rating</th><th>Percentage</th></tr> <tr><td>5</td><td>59%</td></tr> <tr><td>4</td><td>22%</td></tr> <tr><td>3</td><td>8%</td></tr> <tr><td>2</td><td>5%</td></tr> <tr><td>1</td><td>5%</td></tr> </table>  | Rating | Percentage | 5 | 59% | 4 | 22% | 3 | 8%  | 2 | 5% | 1 | 5% | Strongly Disagree | n=224<br>av.=4.26<br>dev.=1.13<br>ab.=1 |
| Rating   | Percentage     |   |        |            |   |     |   |     |   |     |   |    |   |    |                   |   |
| 5  | 59%            |   |        |            |   |     |   |     |   |     |   |    |   |    |                   |   |
| 4  | 22%            |   |        |            |   |     |   |     |   |     |   |    |   |    |                   |   |
| 3  | 8%             |   |        |            |   |     |   |     |   |     |   |    |   |    |                   |   |
| 2  | 5%             |   |        |            |   |     |   |     |   |     |   |    |   |    |                   |   |
| 1  | 5%             |   |        |            |   |     |   |     |   |     |   |    |   |    |                   |   |
| The instructor was accessible to students for extra help.                  | Strongly Agree | <table border="1"> <tr><th>Rating</th><th>Percentage</th></tr> <tr><td>5</td><td>63%</td></tr> <tr><td>4</td><td>24%</td></tr> <tr><td>3</td><td>10%</td></tr> <tr><td>2</td><td>1%</td></tr> <tr><td>1</td><td>3%</td></tr> </table> | Rating | Percentage | 5 | 63% | 4 | 24% | 3 | 10% | 2 | 1% | 1 | 3% | Strongly Disagree | n=217<br>av.=4.42<br>dev.=0.92<br>ab.=6 |
| Rating   | Percentage     |   |        |            |   |     |   |     |   |     |   |    |   |    |                   |   |
| 5  | 63%            |   |        |            |   |     |   |     |   |     |   |    |   |    |                   |   |
| 4  | 24%            |   |        |            |   |     |   |     |   |     |   |    |   |    |                   |   |
| 3  | 10%            |   |        |            |   |     |   |     |   |     |   |    |   |    |                   |   |
| 2  | 1%             |   |        |            |   |     |   |     |   |     |   |    |   |    |                   |   |
| 1  | 3%             |   |        |            |   |     |   |     |   |     |   |    |   |    |                   |   |
| The instructor responded to students' work in a reasonable amount of time. | Strongly Agree | <table border="1"> <tr><th>Rating</th><th>Percentage</th></tr> <tr><td>5</td><td>60%</td></tr> <tr><td>4</td><td>25%</td></tr> <tr><td>3</td><td>8%</td></tr> <tr><td>2</td><td>3%</td></tr> <tr><td>1</td><td>5%</td></tr> </table>  | Rating | Percentage | 5 | 60% | 4 | 25% | 3 | 8%  | 2 | 3% | 1 | 5% | Strongly Disagree | n=224<br>av.=4.33<br>dev.=1.06<br>ab.=2 |
| Rating   | Percentage     |   |        |            |   |     |   |     |   |     |   |    |   |    |                   |   |
| 5  | 60%            |   |        |            |   |     |   |     |   |     |   |    |   |    |                   |   |
| 4  | 25%            |   |        |            |   |     |   |     |   |     |   |    |   |    |                   |   |
| 3  | 8%             |   |        |            |   |     |   |     |   |     |   |    |   |    |                   |   |
| 2  | 3%             |   |        |            |   |     |   |     |   |     |   |    |   |    |                   |   |
| 1  | 5%             |   |        |            |   |     |   |     |   |     |   |    |   |    |                   |   |
| Tests, papers, and/or other assignments were graded fairly.                | Strongly Agree | <table border="1"> <tr><th>Rating</th><th>Percentage</th></tr> <tr><td>5</td><td>61%</td></tr> <tr><td>4</td><td>25%</td></tr> <tr><td>3</td><td>8%</td></tr> <tr><td>2</td><td>2%</td></tr> <tr><td>1</td><td>4%</td></tr> </table>  | Rating | Percentage | 5 | 61% | 4 | 25% | 3 | 8%  | 2 | 2% | 1 | 4% | Strongly Disagree | n=218<br>av.=4.36<br>dev.=0.99<br>ab.=4 |
| Rating   | Percentage     |   |        |            |   |     |   |     |   |     |   |    |   |    |                   |   |
| 5  | 61%            |   |        |            |   |     |   |     |   |     |   |    |   |    |                   |   |
| 4  | 25%            |   |        |            |   |     |   |     |   |     |   |    |   |    |                   |   |
| 3  | 8%             |   |        |            |   |     |   |     |   |     |   |    |   |    |                   |   |
| 2  | 2%             |   |        |            |   |     |   |     |   |     |   |    |   |    |                   |   |
| 1  | 4%             |   |        |            |   |     |   |     |   |     |   |    |   |    |                   |   |
| This course increased my understanding of the subject matter.              | Strongly Agree | <table border="1"> <tr><th>Rating</th><th>Percentage</th></tr> <tr><td>5</td><td>59%</td></tr> <tr><td>4</td><td>20%</td></tr> <tr><td>3</td><td>12%</td></tr> <tr><td>2</td><td>4%</td></tr> <tr><td>1</td><td>6%</td></tr> </table> | Rating | Percentage | 5 | 59% | 4 | 20% | 3 | 12% | 2 | 4% | 1 | 6% | Strongly Disagree | n=226<br>av.=4.23<br>dev.=1.15          |
| Rating   | Percentage     |   |        |            |   |     |   |     |   |     |   |    |   |    |                   |   |
| 5  | 59%            |   |        |            |   |     |   |     |   |     |   |    |   |    |                   |   |
| 4  | 20%            |   |        |            |   |     |   |     |   |     |   |    |   |    |                   |   |
| 3  | 12%            |   |        |            |   |     |   |     |   |     |   |    |   |    |                   |   |
| 2  | 4%             |   |        |            |   |     |   |     |   |     |   |    |   |    |                   |   |
| 1  | 6%             |   |        |            |   |     |   |     |   |     |   |    |   |    |                   |   |

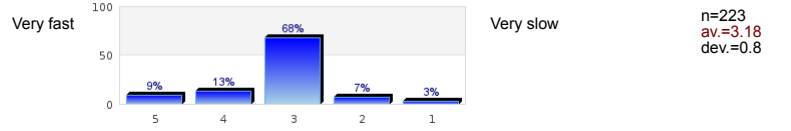
This course increased my ability to think critically.



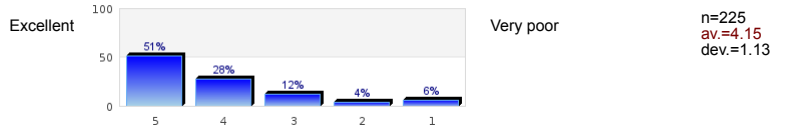
I would recommend this instructor to other students.



Rate the pace at which the course material was taught.



Rate this professor's teaching.




# Profile

Compilation: **Fall 2015 - GR College of Professional Studies (57%)**

Values used in the profile line: Mean

**Student Evaluation of Teaching**



# Profile

█ **Compilation:** Fall 2015 - GR College of Professional Studies (57%)  
█ **Comparative line:**  
█ **Compilation:** Fall 2015 - GR St. John's University (62%)

Values used in the profile line: Mean

## Student Evaluation of Teaching

