

**Office of Institutional Research**  
**Spring 2012 - St. John's Student Course Evaluations**

**Overview:**

-The report starts with a graph representing **overall indicators**, which are the average scores of various questions on the course evaluation.

<b>-Section A:</b>	“Course Organization and Planning”	(questions 1-3)
<b>-Section B:</b>	“Communication”	(questions 4-6)
<b>-Section C:</b>	“Faculty-Student Interaction”	(questions 7-9)
<b>-Section D:</b>	“Assignments, Exams, and Grading”	(questions 10-14)
<b>-Section E:</b>	“Instructional Methods”	(questions 15-16)
<b>-Section F:</b>	“Course Outcomes”	(questions 17-19)
<b>-Section G:</b>	“Student Effort and Involvement”	(questions 20-22)
<b>-Section H:</b>	“Course Difficulty, Work Load, and Pace”	(questions 23-25)
<b>-Section I:</b>	“Overall Evaluation”	(question 26)

-Each question is then individually assessed using the following scales. Appropriate comparative results are also shown. The percentages next to the name of the college/unit represent the response rate.

-The following are the value labels for the aggregated results pertaining to each question:

**Value Labels**

**Questions 1-22:**

- 5 = Strongly Agree
- 4 = Agree
- 3 = Somewhat Agree
- 2 = Disagree
- 1 = Strongly Disagree

**Question 23 - Course Difficulty:**

- 5 = Very Difficult
- 4 = Difficult
- 3 = About Right
- 2 = Easy
- 1 = Very Easy

**Question 24 - Course Pace:**

- 5 = Very Fast
- 4 = Fast
- 3 = Just about right
- 2 = Slow
- 1 = Very Slow

**Question 25 - Study Hours:**

- 5 = 8 or more hours
- 4 = 6 to 7
- 3 = 4 to 5
- 2 = 2 to 3
- 1 = Under 1 hour

**Question 26 - Overall Evaluation:**

- 5 = Excellent
- 4 = Good
- 3 = Fair
- 2 = Poor
- 1 = Very Poor

For any questions related to course evaluations, please contact:

Steven W. Glogocheski  
Associate Director of Academic Assessment  
718-990-6998  
glogochs@stjohns.edu

# UG College of Pharmacy (33%)

No. of responses = 1919



## Overall indicators

A. Course Organization and Planning		av.=4.19 dev.=0.98
B. Communication		av.=4.13 dev.=1.03
C. Faculty-Student Interaction		av.=4.14 dev.=1.03
D. Assignments, Exams, and Grading		av.=4.17 dev.=1.03
E. Instructional Methods		av.=4.18 dev.=0.98
F. Course Outcomes		av.=4.07 dev.=1.12
G. Student Effort and Involvement		av.=4.38 dev.=0.85
H. Course Difficulty, Work Load, and Pace		av.=3.05 dev.=0.88
I. Overall Evaluation		av.=3.84 dev.=1.06

## Survey Results

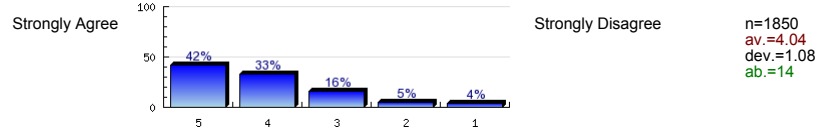
### A. Course Organization and Planning

1. The course goals, objectives, and grading procedures were clearly explained.	Strongly Agree		Strongly Disagree	n=1863 av.=4.17 dev.=1.01 ab.=6
2. Lectures and other class activities were well organized.	Strongly Agree		Strongly Disagree	n=1859 av.=4.07 dev.=1.05 ab.=9
3. The instructor was regularly punctual and regularly kept the class for the full class time.	Strongly Agree		Strongly Disagree	n=1860 av.=4.32 dev.=0.88 ab.=9

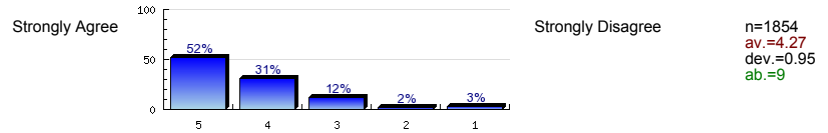
### B. Communication

4. The instructor's presentations were clear and understandable.	Strongly Agree		Strongly Disagree	n=1855 av.=4.08 dev.=1.06 ab.=11
--	----------------	--	-------------------	---

5. The instructor adequately explained abstract or complex materials so that I understood it.

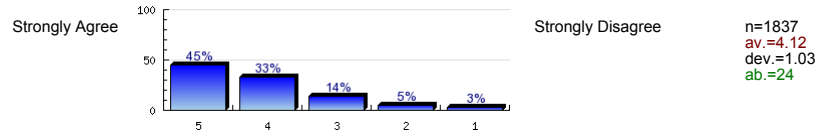


6. The instructor conveyed interest and enthusiasm in the subject matter.

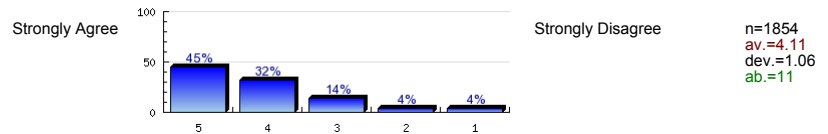


### C. Faculty-Student Interaction

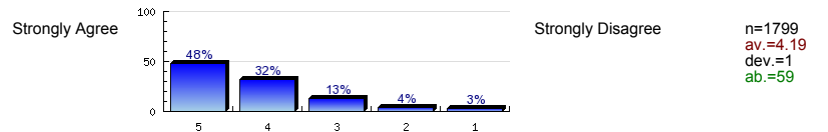
7. The instructor encouraged student discussion and participation.



8. The instructor satisfactorily answered students' questions.

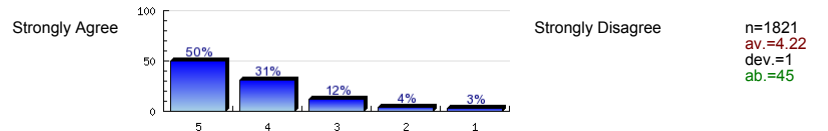


9. The instructor was accessible to students during office hours and by email.

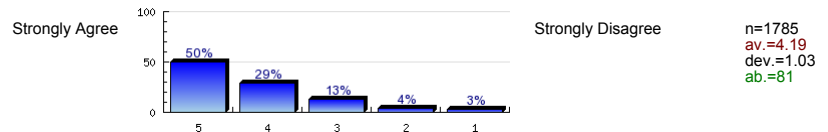


### D. Assignments, Exams, and Grading

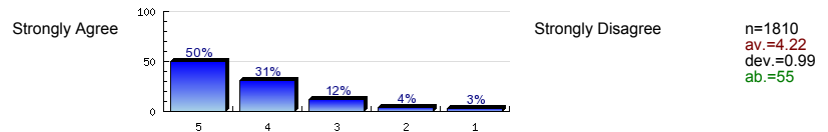
10. The instructor asked questions on the course material.



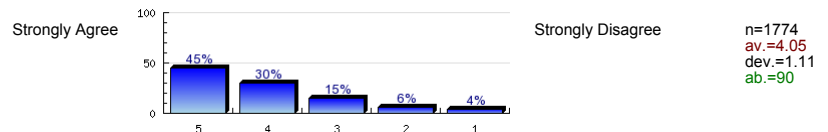
11. Students were tested on material covered in the course.



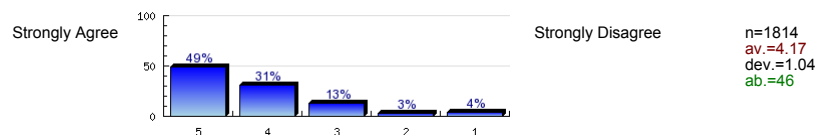
12. The instructor returned students' work in a reasonable amount of time.



13. The instructor provided sufficient feedback on tests and papers.

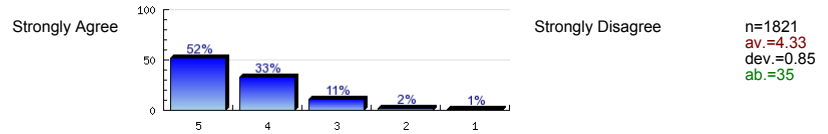


14. Tests, papers, and other assignments were graded fairly.

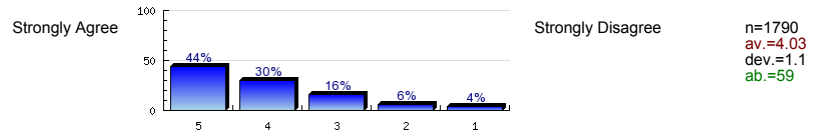


**E. Instructional Methods**

15. The instructor made appropriate use of technology in teaching.

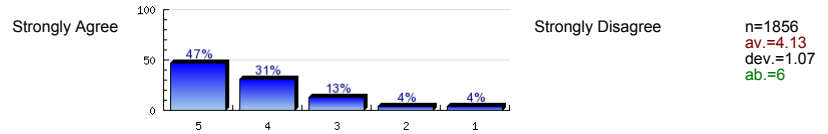


16. Students were actively involved in class discussion, group work, and other classroom activities.

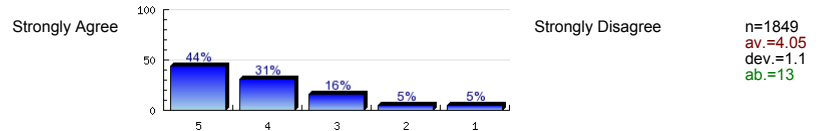


**F. Course Outcomes**

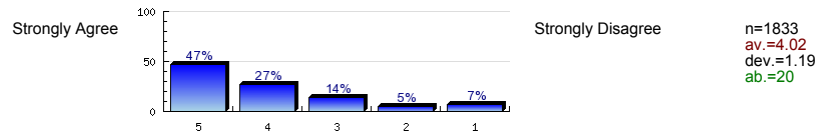
17. This course has increased my understanding of the subject matter.



18. This course increased my ability to think independently and critically.

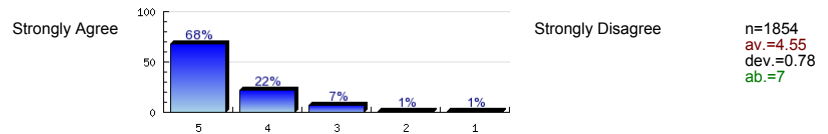


19. I would recommend this instructor to other students.

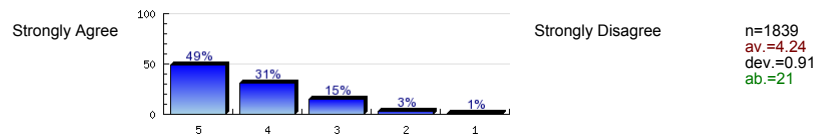


**G. Student Effort and Involvement**

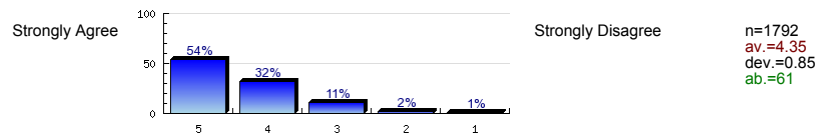
20. I attended class regularly.



21. I read the assignments and was well prepared for every class.



22. I spent a sufficient amount of time on assignments and research papers.

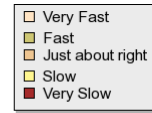
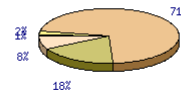


**H. Course Difficulty, Work Load, and Pace**

23. For my preparation and ability, this course was


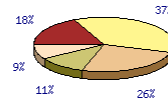


24. For me, the pace at which the course materials were covered was



n=1855  
av.=3.3  
dev.=0.68

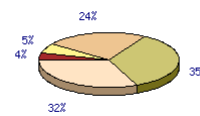
25. In a typical 7-day week, how many hours did you spend preparing for this course (studying, reading, doing homework or other academic activities)?



n=1851  
av.=2.56  
dev.=1.17

I. Overall Evaluation


26. Rate the quality of this course as it contributed to your learning:



n=1840  
av.=2.84  
dev.=1.06

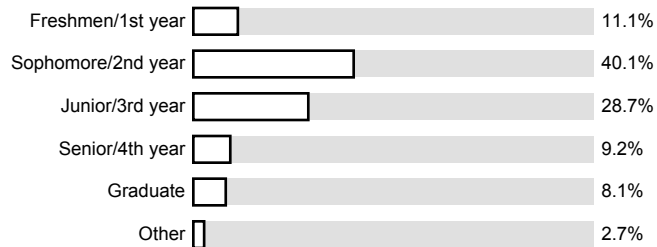
K. Student Information

30. For you, this course is



n=1856

31. Your class level:



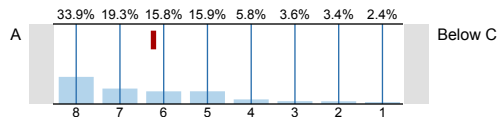
n=1851

32. Your sex:



n=1799

33. What grade do you expect for this course?



n=1826  
av.=6.23  
dev.=1.83

# Profile

Compilation: UG College of Pharmacy (33%)



26. Rate the quality of this course as it contributed to your learning:



33. What grade do you expect for this course?



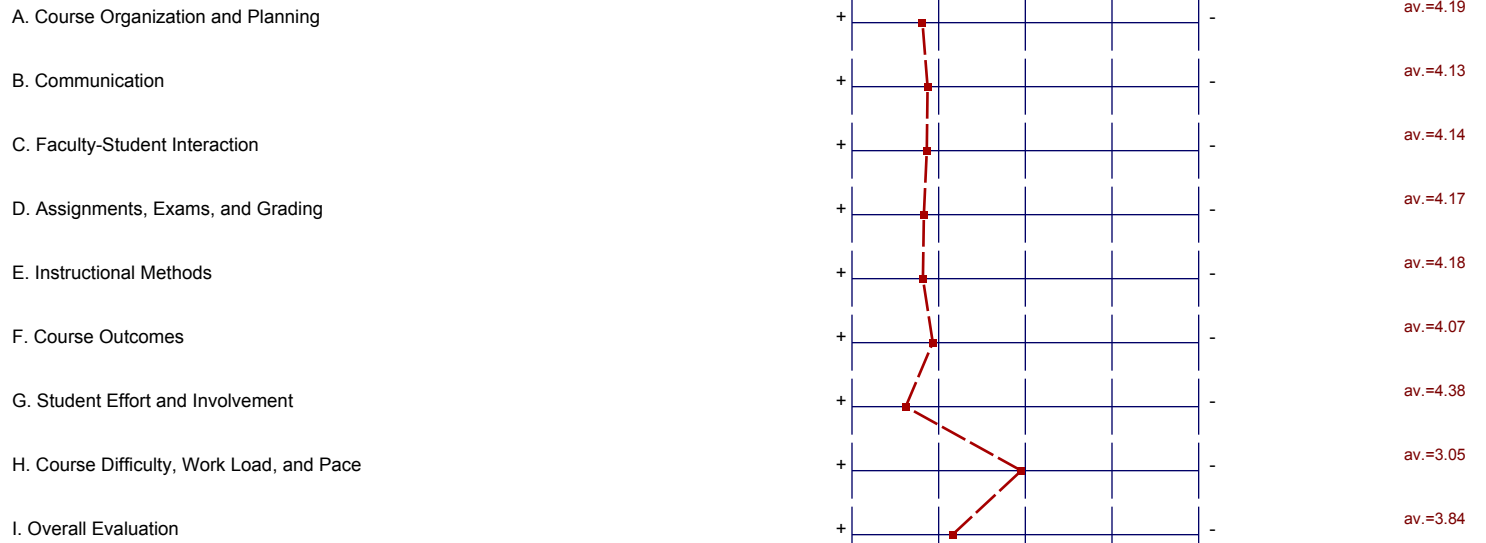


# Profile



Compilation:

UG College of Pharmacy (33%)



# Profile

Compilation: UG College of Pharmacy (33%)



Comparative line: UG St. John's University (39%)



- 22. I spent a sufficient amount of time on assignments and research papers.
- 23. For my preparation and ability, this course was
- 24. For me, the pace at which the course materials were covered was
- 25. In a typical 7-day week, how many hours did you spend preparing for this course (studying, reading, doing homework or other academic activities)?
- 26. Rate the quality of this course as it contributed to your learning:
- 33. What grade do you expect for this course?

