

**Office of Institutional Research**  
**Spring 2012 - St. John's Student Course Evaluations**

**Overview:**

-The report starts with a graph representing **overall indicators**, which are the average scores of various questions on the course evaluation.

- <b>Section A:</b>	“Course Organization and Planning”	(questions 1-3)
- <b>Section B:</b>	“Communication”	(questions 4-6)
- <b>Section C:</b>	“Faculty-Student Interaction”	(questions 7-9)
- <b>Section D:</b>	“Assignments, Exams, and Grading”	(questions 10-14)
- <b>Section E:</b>	“Instructional Methods”	(questions 15-16)
- <b>Section F:</b>	“Course Outcomes”	(questions 17-19)
- <b>Section G:</b>	“Student Effort and Involvement”	(questions 20-22)
- <b>Section H:</b>	“Course Difficulty, Work Load, and Pace”	(questions 23-25)
- <b>Section I:</b>	“Overall Evaluation”	(question 26)

-Each question is then individually assessed using the following scales. Appropriate comparative results are also shown. The percentages next to the name of the college/unit represent the response rate.

-The following are the value labels for the aggregated results pertaining to each question:

**Value Labels**

**Questions 1-22:**

- 5 = Strongly Agree
- 4 = Agree
- 3 = Somewhat Agree
- 2 = Disagree
- 1 = Strongly Disagree

**Question 23 - Course Difficulty:**

- 5 = Very Difficult
- 4 = Difficult
- 3 = About Right
- 2 = Easy
- 1 = Very Easy

**Question 24 - Course Pace:**

- 5 = Very Fast
- 4 = Fast
- 3 = Just about right
- 2 = Slow
- 1 = Very Slow

**Question 25 - Study Hours:**

- 5 = 8 or more hours
- 4 = 6 to 7
- 3 = 4 to 5
- 2 = 2 to 3
- 1 = Under 1 hour

**Question 26 - Overall Evaluation:**

- 5 = Excellent
- 4 = Good
- 3 = Fair
- 2 = Poor
- 1 = Very Poor

For any questions related to course evaluations, please contact:

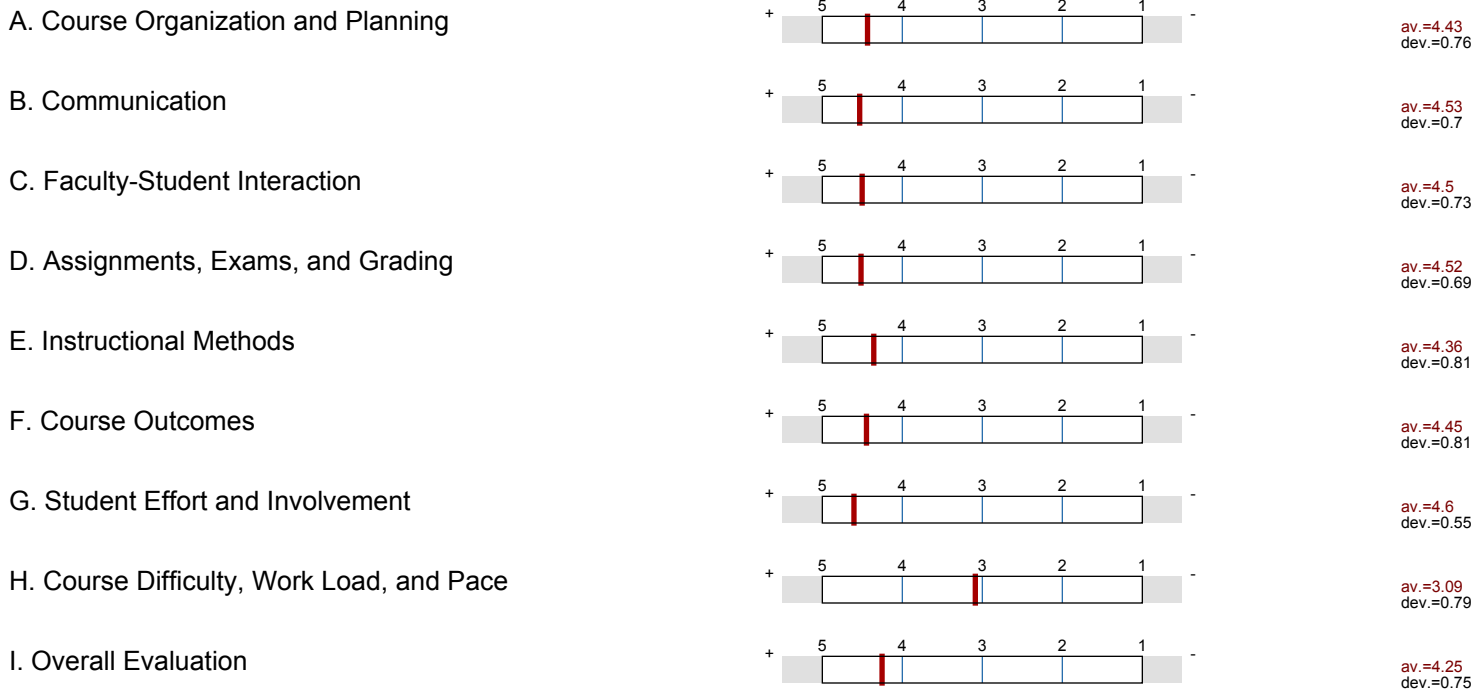
Steven W. Glogocheski  
Associate Director of Academic Assessment  
718-990-6998  
glogochs@stjohns.edu

## GR College of Pharmacy (54%)

No. of responses = 152



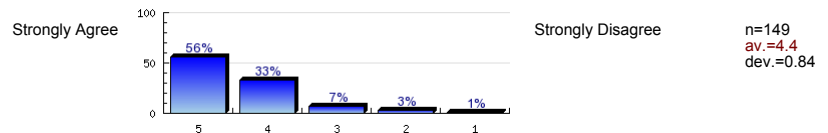
## Overall indicators



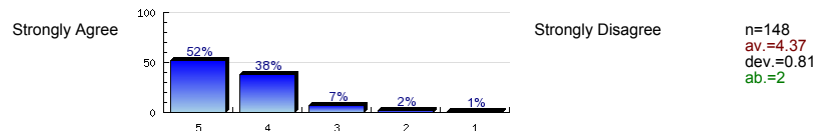
## Survey Results

## A. Course Organization and Planning

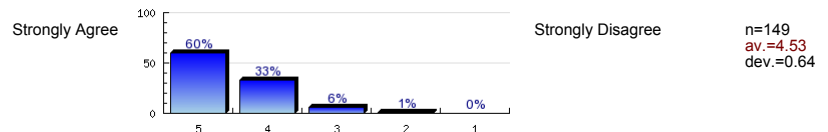
1. The course goals, objectives, and grading procedures were clearly explained.



2. Lectures and other class activities were well organized.

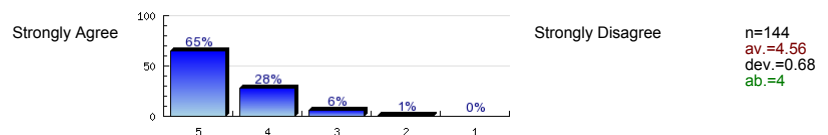


3. The instructor was regularly punctual and regularly kept the class for the full class time.

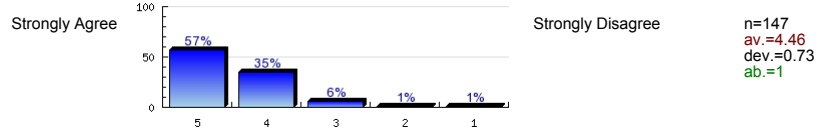


## B. Communication

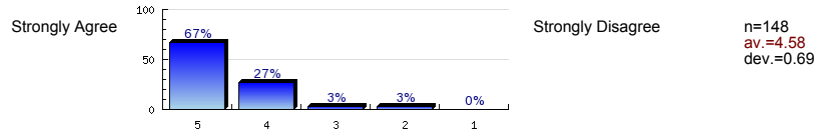
4. The instructor's presentations were clear and understandable.



5. The instructor adequately explained abstract or complex materials so that I understood it.

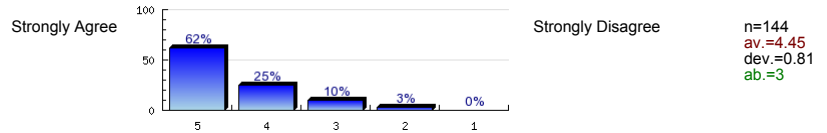


6. The instructor conveyed interest and enthusiasm in the subject matter.

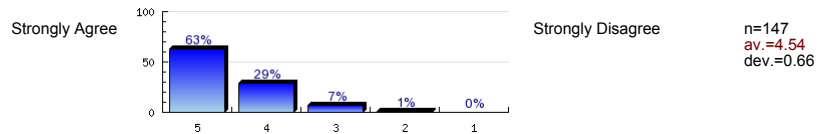


### C. Faculty-Student Interaction

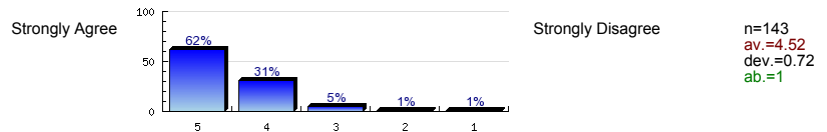
7. The instructor encouraged student discussion and participation.



8. The instructor satisfactorily answered students' questions.

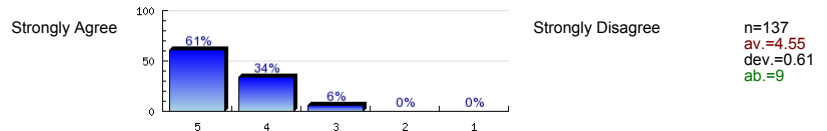


9. The instructor was accessible to students during office hours and by email.

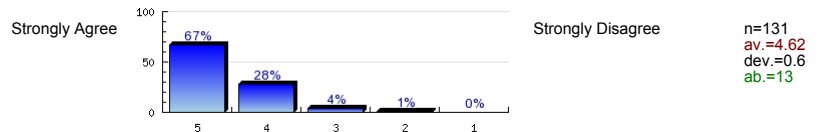


### D. Assignments, Exams, and Grading

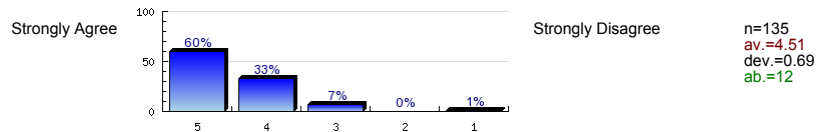
10. The instructor asked questions on the course material.



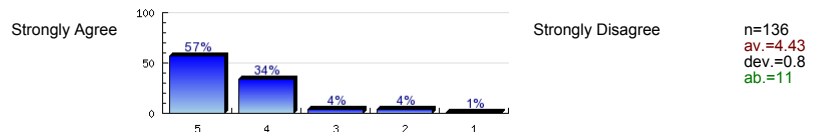
11. Students were tested on material covered in the course.



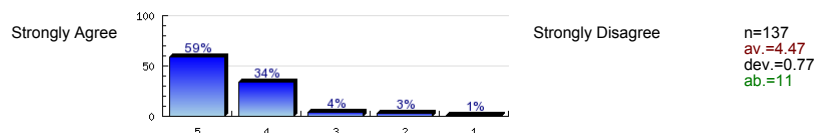
12. The instructor returned students' work in a reasonable amount of time.



13. The instructor provided sufficient feedback on tests and papers.

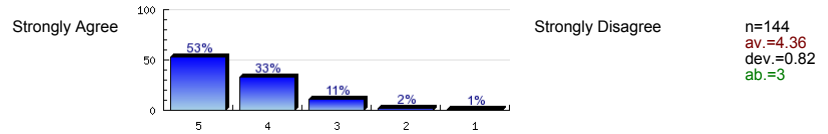


14. Tests, papers, and other assignments were graded fairly.

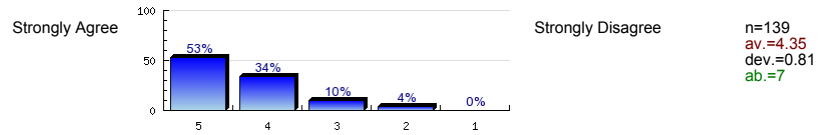


## E. Instructional Methods

15. The instructor made appropriate use of technology in teaching.

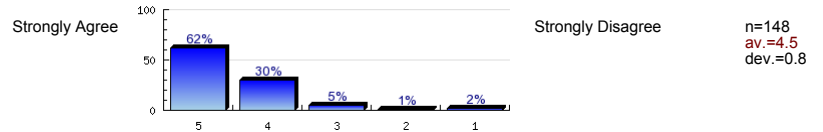


16. Students were actively involved in class discussion, group work, and other classroom activities.

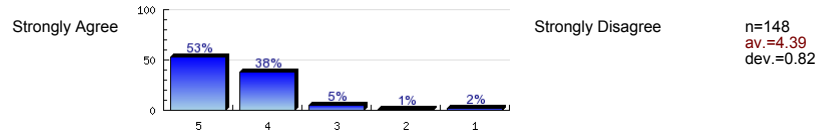


## F. Course Outcomes

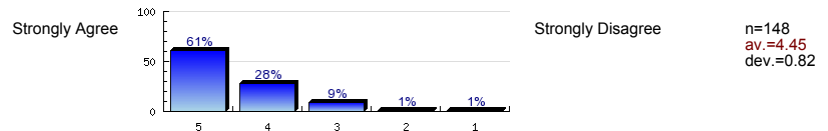
17. This course has increased my understanding of the subject matter.



18. This course increased my ability to think independently and critically.

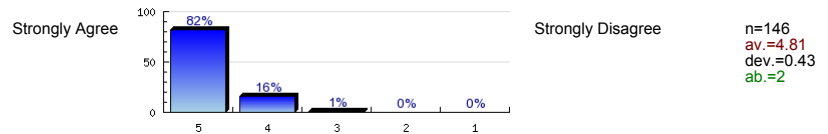


19. I would recommend this instructor to other students.

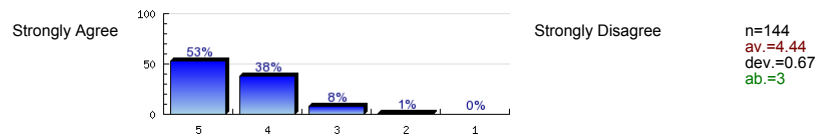


## G. Student Effort and Involvement

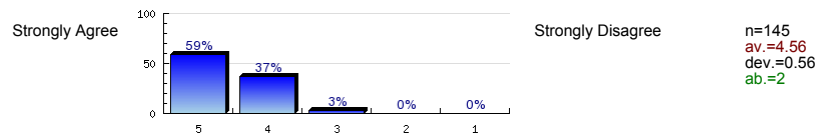
20. I attended class regularly.



21. I read the assignments and was well prepared for every class.




22. I spent a sufficient amount of time on assignments and research papers.

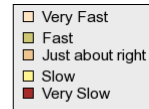
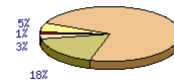


## H. Course Difficulty, Work Load, and Pace

23. For my preparation and ability, this course was


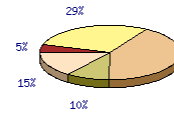


24. For me, the pace at which the course materials were covered was



n=148  
av.=3.15  
dev.=0.61

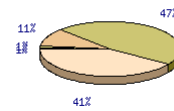
25. In a typical 7-day week, how many hours did you spend preparing for this course (studying, reading, doing homework or other academic activities)?



n=149  
av.=3.01  
dev.=1.08

## I. Overall Evaluation

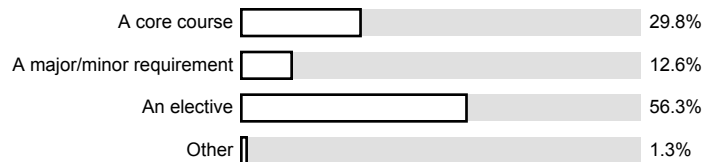
26. Rate the quality of this course as it contributed to your learning:



n=150  
av.=4.25  
dev.=0.75


## K. Student Information

30. For you, this course is



n=151

31. Your class level:



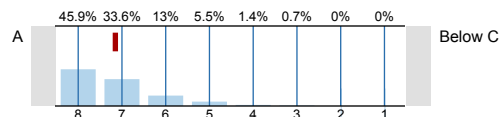
n=151

32. Your sex:



n=150

33. What grade do you expect for this course?



n=146  
av.=7.15  
dev.=1.01

# Profile



Compilation:

GR College of Pharmacy (54%)



26. Rate the quality of this course as it contributed to your learning:



33. What grade do you expect for this course?



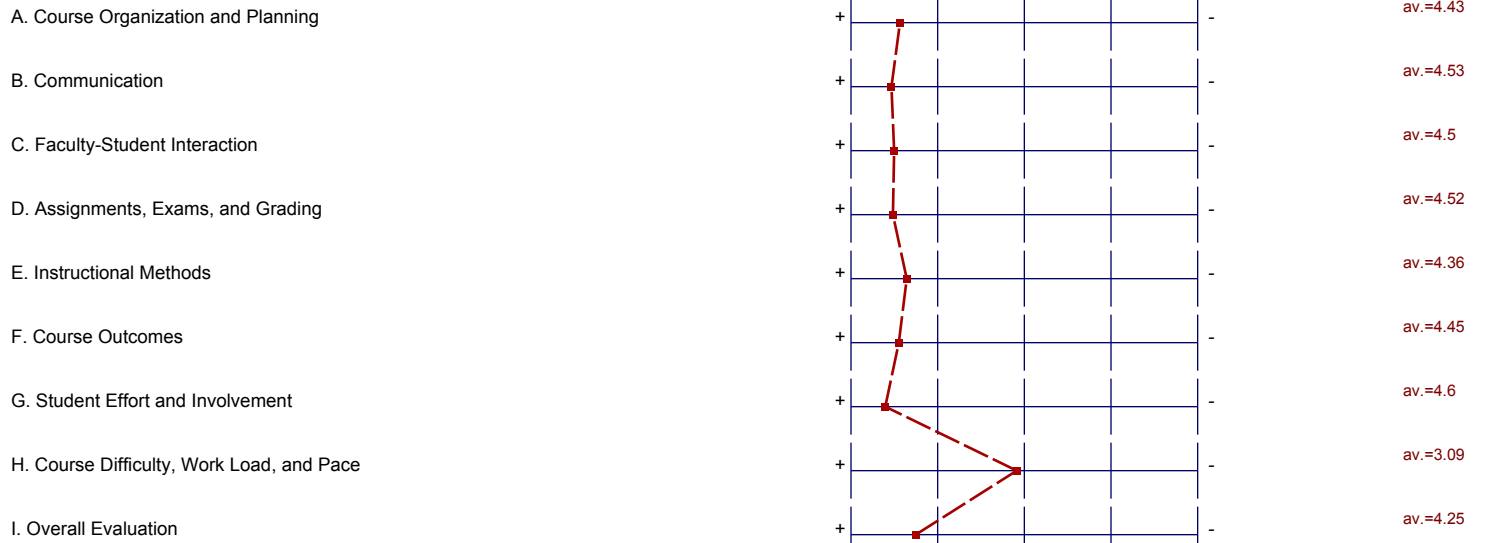


# Profile



Compilation:

GR College of Pharmacy (54%)



# Profile

Compilation: GR College of Pharmacy (54%)



Comparative line: GR St. John's University (51%)



- 22. I spent a sufficient amount of time on assignments and research papers.
- 23. For my preparation and ability, this course was
- 24. For me, the pace at which the course materials were covered was
- 25. In a typical 7-day week, how many hours did you spend preparing for this course (studying, reading, doing homework or other academic activities)?
- 26. Rate the quality of this course as it contributed to your learning:
- 33. What grade do you expect for this course?

