

Office of Institutional Research

Spring 2015 – Student Evaluation of Teaching

Overview

-The following are the value labels for the aggregated results pertaining to each question:

Value Labels

Questions 1.1 - 1.11

- 5 – Strongly Agree
- 4 – Agree
- 3 – Somewhat Agree
- 2 – Disagree
- 1 – Strongly Disagree

Question 1.12 – Course Pace

- 5 – Very Fast
- 4 – Fast
- 3 – Just about right
- 2 – Slow
- 1 – Very slow

Question 1.13 – Professor’s Teaching

- 5 – Excellent
- 4 – Good
- 3 – Fair
- 2 – Poor
- 1 – Very poor

For any questions related to the evaluations, please contact:

Steven W. Glogocheski, Ed.D.
Associate Director of Academic Assessment
718-990-6998
glogochs@stjohns.edu

Spring 2015 - UG College of Pharmacy (38%)

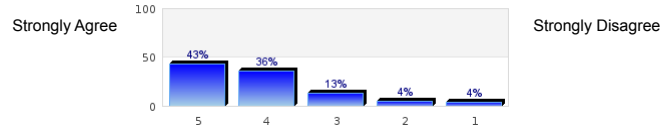
No. of responses = 2358



Survey Results

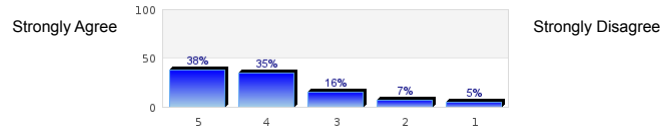
Student Evaluation of Teaching

The course goals and grading procedures were clear.



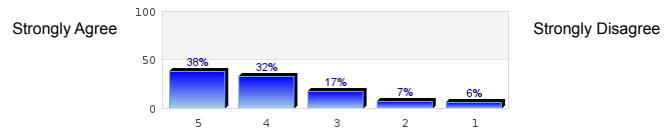
n=2300
av.=4.11
dev.=1.03
ab.=5

Lectures and other class activities were well organized.



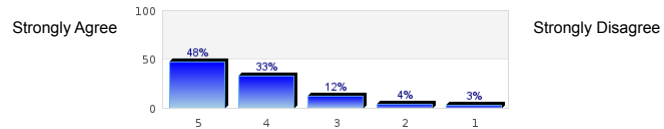
n=2284
av.=3.95
dev.=1.11
ab.=16

The instructor's presentations were clear and understandable.



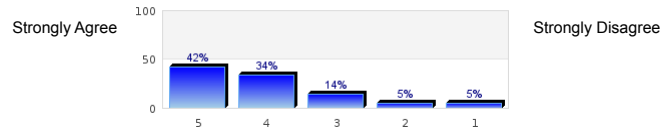
n=2271
av.=3.89
dev.=1.15
ab.=23

The instructor conveyed interest and enthusiasm in the subject matter.



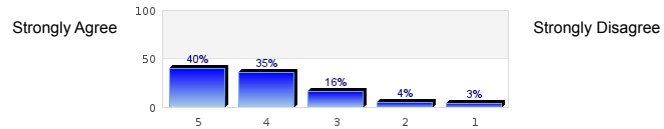
n=2284
av.=4.19
dev.=0.99
ab.=11

The instructor satisfactorily answered students' questions.



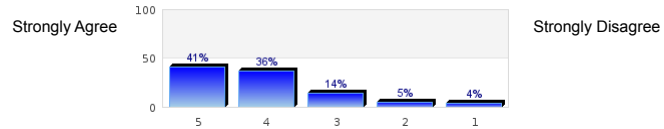
n=2283
av.=4.04
dev.=1.09
ab.=12

The instructor was accessible to students for extra help.



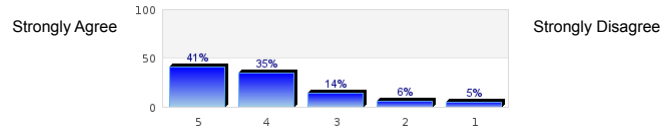
n=2188
av.=4.05
dev.=1.02
ab.=107

The instructor responded to students' work in a reasonable amount of time.



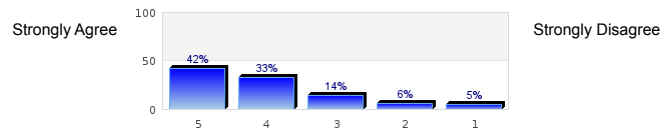
n=2259
av.=4.06
dev.=1.04
ab.=32

Tests, papers, and/or other assignments were graded fairly.



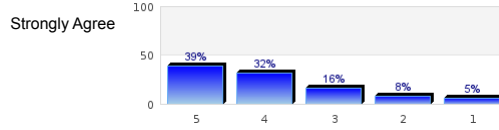
n=2271
av.=4.01
dev.=1.09
ab.=22

This course increased my understanding of the subject matter.



n=2286
av.=4.02
dev.=1.11
ab.=9

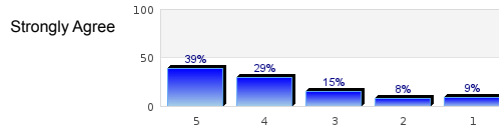
This course increased my ability to think critically.



Strongly Disagree

n=2246
av.=3.91
dev.=1.15
ab.=45

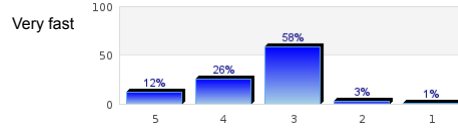
I would recommend this instructor to other students.



Strongly Disagree

n=2227
av.=3.83
dev.=1.27
ab.=34

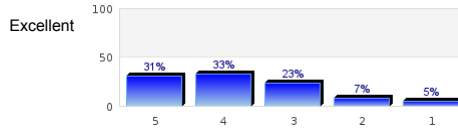
Rate the pace at which the course material was taught.



Very slow

n=2275
av.=3.45
dev.=0.78

Rate this professor's teaching.



Very poor


n=2283
av.=3.77
dev.=1.12

Profile

Compilation: Spring 2015 - UG College of Pharmacy (38%)

Values used in the profile line: Mean

Student Evaluation of Teaching



Profile

Compilation: Spring 2015 - UG College of Pharmacy (38%)

Comparative line:
Compilation: Spring 2015 - UG St. John's University (47%)

Values used in the profile line: Mean

Student Evaluation of Teaching

