

**Office of Institutional Research**  
**Spring 2013 - St. John's Student Course Evaluations**

**Overview:**

-The report starts with a graph representing **overall indicators**, which are the average scores of various questions on the course evaluation.

- <b>Section A:</b>	“Course Organization and Planning”	(questions 1-3)
- <b>Section B:</b>	“Communication”	(questions 4-6)
- <b>Section C:</b>	“Faculty-Student Interaction”	(questions 7-9)
- <b>Section D:</b>	“Assignments, Exams, and Grading”	(questions 10-14)
- <b>Section E:</b>	“Instructional Methods”	(questions 15-16)
- <b>Section F:</b>	“Course Outcomes”	(questions 17-19)
- <b>Section G:</b>	“Student Effort and Involvement”	(questions 20-22)
- <b>Section H:</b>	“Course Difficulty, Work Load, and Pace”	(questions 23-25)
- <b>Section I:</b>	“Overall Evaluation”	(question 26)

-Each question is then individually assessed using the following scales. Appropriate comparative results are also shown. The percentages next to the name of the college/unit represent the response rate.

-The following are the value labels for the aggregated results pertaining to each question:

**Value Labels**

**Questions 1-22:**

- 5 = Strongly Agree
- 4 = Agree
- 3 = Somewhat Agree
- 2 = Disagree
- 1 = Strongly Disagree

**Question 23 - Course Difficulty:**

- 5 = Very Difficult
- 4 = Difficult
- 3 = About Right
- 2 = Easy
- 1 = Very Easy

**Question 24 - Course Pace:**

- 5 = Very Fast
- 4 = Fast
- 3 = Just about right
- 2 = Slow
- 1 = Very Slow

**Question 25 - Study Hours:**

- 5 = 8 or more hours
- 4 = 6 to 7
- 3 = 4 to 5
- 2 = 2 to 3
- 1 = Under 1 hour

**Question 26 - Overall Evaluation:**

- 5 = Excellent
- 4 = Good
- 3 = Fair
- 2 = Poor
- 1 = Very Poor

For any questions related to course evaluations, please contact:

Steven W. Glogocheski  
Associate Director of Academic Assessment  
718-990-6998  
glogochs@stjohns.edu

## GR College of Pharmacy (60%)

No. of responses = 145



## Overall indicators

A. Course Organization and Planning		av.=4.77 dev.=0.52
B. Communication		av.=4.73 dev.=0.59
C. Faculty-Student Interaction		av.=4.75 dev.=0.54
D. Assignments, Exams, and Grading		av.=4.74 dev.=0.6
E. Instructional Methods		av.=4.7 dev.=0.6
F. Course Outcomes		av.=4.7 dev.=0.64
G. Student Effort and Involvement		av.=4.71 dev.=0.49
H. Course Difficulty, Work Load, and Pace		av.=3.06 dev.=0.75
I. Overall Evaluation		av.=4.35 dev.=0.76

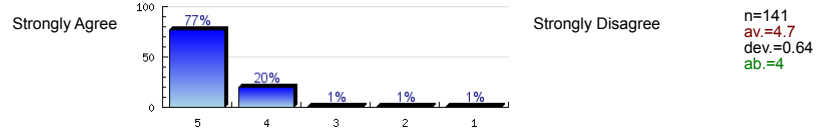
## Survey Results

## A. Course Organization and Planning

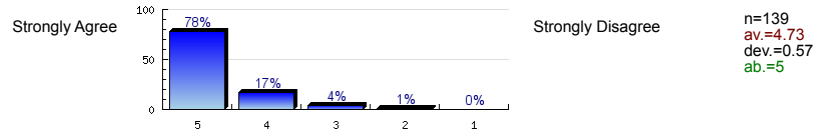
1. The course goals, objectives, and grading procedures were clearly explained.	Strongly Agree		Strongly Disagree	n=143 av.=4.75 dev.=0.6 ab.=2
2. Lectures and other class activities were well organized.	Strongly Agree		Strongly Disagree	n=145 av.=4.74 dev.=0.55
3. The instructor was regularly punctual and regularly kept the class for the full class time.	Strongly Agree		Strongly Disagree	n=144 av.=4.81 dev.=0.4 ab.=1

## B. Communication

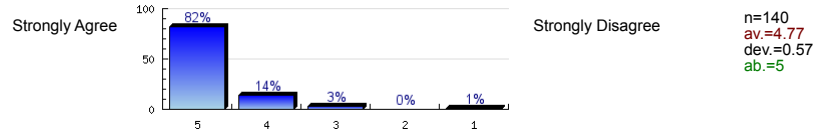
4. The instructor's presentations were clear and understandable.



5. The instructor adequately explained abstract or complex materials so that I understood it.

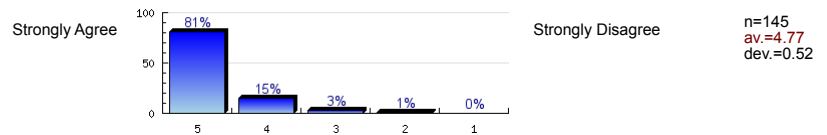


6. The instructor conveyed interest and enthusiasm in the subject matter.

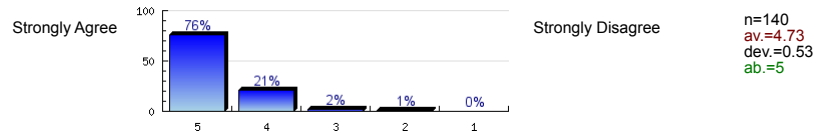


### C. Faculty-Student Interaction

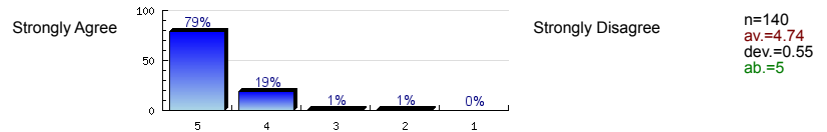
7. The instructor encouraged student discussion and participation.



8. The instructor satisfactorily answered students' questions.

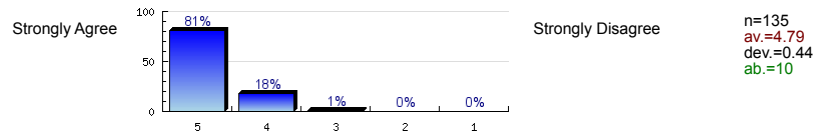


9. The instructor was accessible to students during office hours and by email.

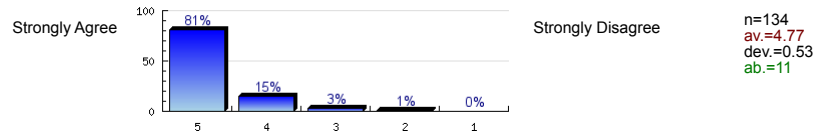


### D. Assignments, Exams, and Grading

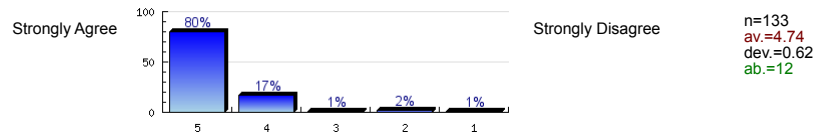
10. The instructor asked questions on the course material.



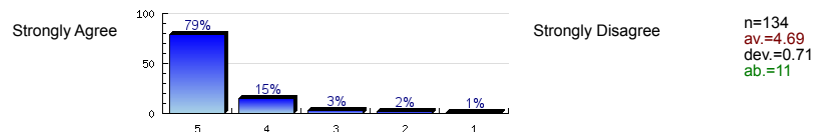
11. Students were tested on material covered in the course.



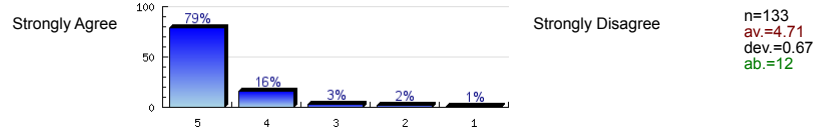
12. The instructor returned students' work in a reasonable amount of time.



13. The instructor provided sufficient feedback on tests and papers.

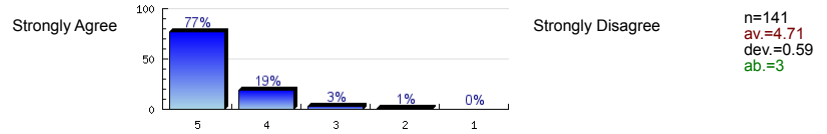


14. Tests, papers, and other assignments were graded fairly.

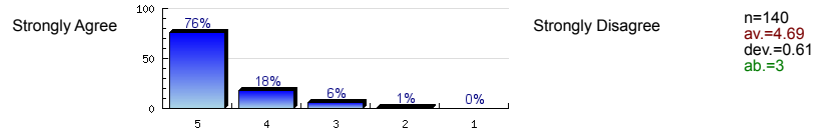


### E. Instructional Methods

15. The instructor made appropriate use of technology in teaching.

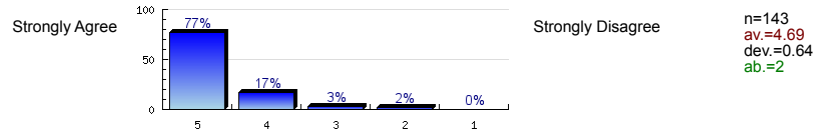


16. Students were actively involved in class discussion, group work, and other classroom activities.

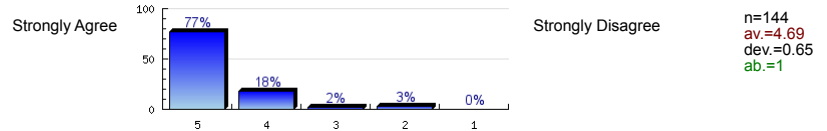


### F. Course Outcomes

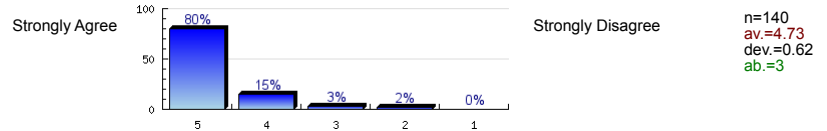
17. This course has increased my understanding of the subject matter.



18. This course increased my ability to think independently and critically.

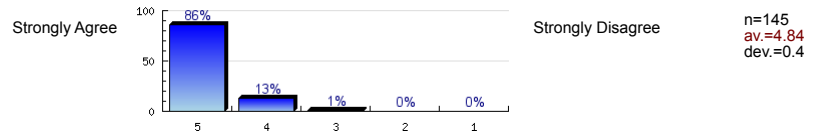


19. I would recommend this instructor to other students.

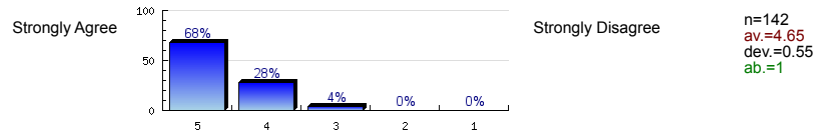


### G. Student Effort and Involvement

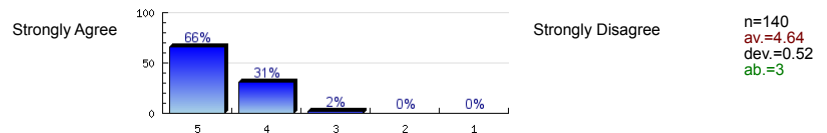
20. I attended class regularly.



21. I read the assignments and was well prepared for every class.

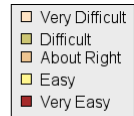
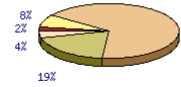


22. I spent a sufficient amount of time on assignments and research papers.

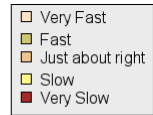
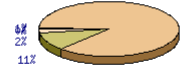


## H. Course Difficulty, Work Load, and Pace


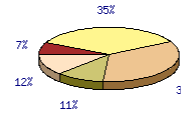
23. For my preparation and ability, this course was

n=145  
av.=3.16  
dev.=0.7

24. For me, the pace at which the course materials were covered was

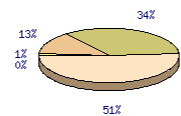
n=145  
av.=3.14  
dev.=0.42

25. In a typical 7-day week, how many hours did you spend preparing for this course (studying, reading, doing homework or other academic activities)?

n=144  
av.=2.87  
dev.=1.11

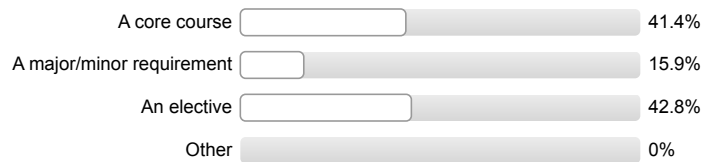
## I. Overall Evaluation

26. Rate the quality of this course as it contributed to your learning:

n=144  
av.=4.35  
dev.=0.76

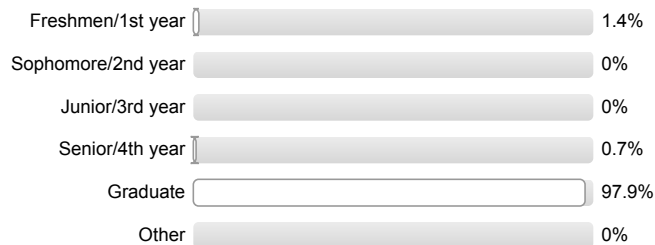
## K. Student Information

30. For you, this course is



n=145

31. Your class level:



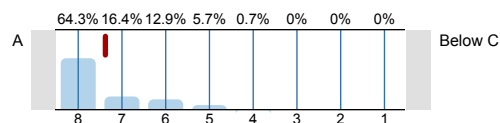
n=145

32. Your sex:



n=145

33. What grade do you expect for this course?

n=140  
av.=7.38  
dev.=0.96

# Profile

Compilation: GR College of Pharmacy (60%)

Values used in the profile line: Mean

## A. Course Organization and Planning

1. The course goals, objectives, and grading procedures were clearly explained.	Strongly Agree		Strongly Disagree	n=143	av.=4.75	md=5.00	dev.=0.60
2. Lectures and other class activities were well organized.	Strongly Agree		Strongly Disagree	n=145	av.=4.74	md=5.00	dev.=0.55
3. The instructor was regularly punctual and regularly kept the class for the full class time.	Strongly Agree		Strongly Disagree	n=144	av.=4.81	md=5.00	dev.=0.40

## B. Communication

4. The instructor's presentations were clear and understandable.	Strongly Agree		Strongly Disagree	n=141	av.=4.70	md=5.00	dev.=0.64
5. The instructor adequately explained abstract or complex materials so that I understood it.	Strongly Agree		Strongly Disagree	n=139	av.=4.73	md=5.00	dev.=0.57
6. The instructor conveyed interest and enthusiasm in the subject matter.	Strongly Agree		Strongly Disagree	n=140	av.=4.77	md=5.00	dev.=0.57

## C. Faculty-Student Interaction

7. The instructor encouraged student discussion and participation.	Strongly Agree		Strongly Disagree	n=145	av.=4.77	md=5.00	dev.=0.52
8. The instructor satisfactorily answered students' questions.	Strongly Agree		Strongly Disagree	n=140	av.=4.73	md=5.00	dev.=0.53
9. The instructor was accessible to students during office hours and by email.	Strongly Agree		Strongly Disagree	n=140	av.=4.74	md=5.00	dev.=0.55

## D. Assignments, Exams, and Grading

10. The instructor asked questions on the course material.	Strongly Agree		Strongly Disagree	n=135	av.=4.79	md=5.00	dev.=0.44
11. Students were tested on material covered in the course.	Strongly Agree		Strongly Disagree	n=134	av.=4.77	md=5.00	dev.=0.53
12. The instructor returned students' work in a reasonable amount of time.	Strongly Agree		Strongly Disagree	n=133	av.=4.74	md=5.00	dev.=0.62
13. The instructor provided sufficient feedback on tests and papers.	Strongly Agree		Strongly Disagree	n=134	av.=4.69	md=5.00	dev.=0.71
14. Tests, papers, and other assignments were graded fairly.	Strongly Agree		Strongly Disagree	n=133	av.=4.71	md=5.00	dev.=0.67

## E. Instructional Methods

15. The instructor made appropriate use of technology in teaching.



n=141 av.=4.71 md=5.00 dev.=0.59

16. Students were actively involved in class discussion, group work, and other classroom activities.



n=140 av.=4.69 md=5.00 dev.=0.61

## F. Course Outcomes

17. This course has increased my understanding of the subject matter.



n=143 av.=4.69 md=5.00 dev.=0.64

18. This course increased my ability to think independently and critically.



n=144 av.=4.69 md=5.00 dev.=0.65

19. I would recommend this instructor to other students.



n=140 av.=4.73 md=5.00 dev.=0.62

## G. Student Effort and Involvement

20. I attended class regularly.




n=145 av.=4.84 md=5.00 dev.=0.40

21. I read the assignments and was well prepared for every class.



n=142 av.=4.65 md=5.00 dev.=0.55

22. I spent a sufficient amount of time on assignments and research papers.



n=140 av.=4.64 md=5.00 dev.=0.52

## H. Course Difficulty, Work Load, and Pace

23. For my preparation and ability, this course was



n=145 av.=3.16 md=3.00 dev.=0.70

24. For me, the pace at which the course materials were covered was



n=145 av.=3.14 md=3.00 dev.=0.42

25. In a typical 7-day week, how many hours did you spend preparing for this course (studying, reading, doing homework or other academic



n=144 av.=2.87 md=3.00 dev.=1.11

## I. Overall Evaluation

26. Rate the quality of this course as it contributed to your learning:



n=144 av.=4.35 md=5.00 dev.=0.76

## K. Student Information

33. What grade do you expect for this course?

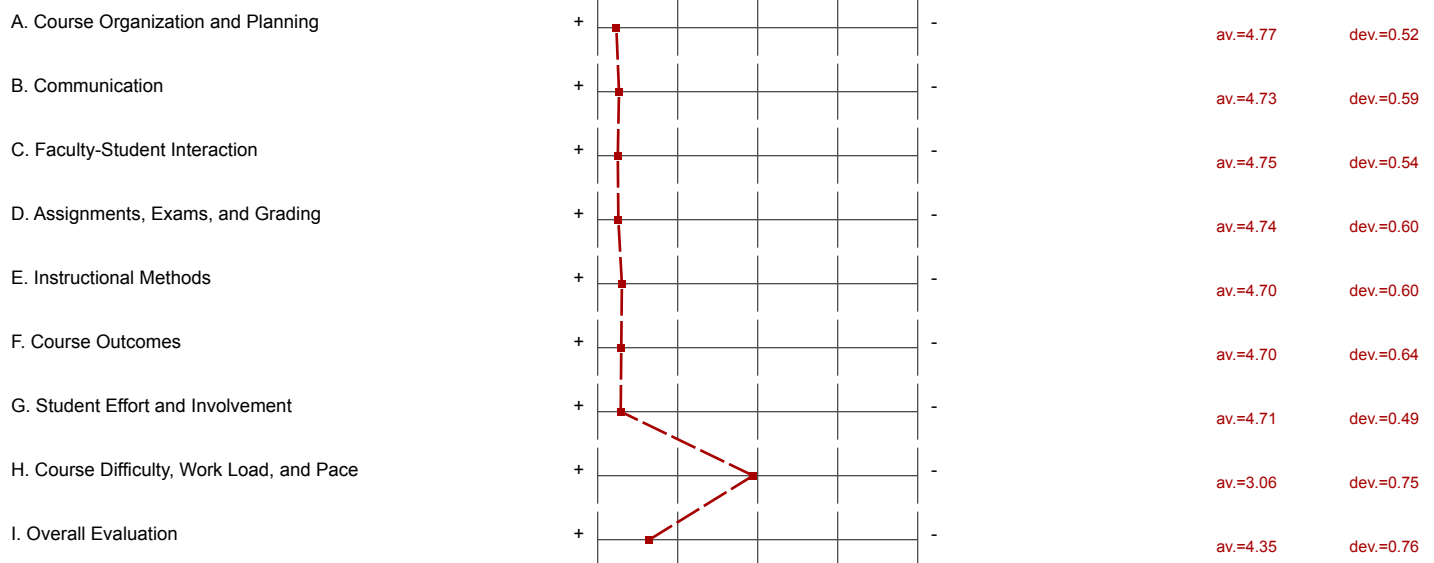


n=140 av.=7.38 md=8.00 dev.=0.96



# Profile

Compilation: GR College of Pharmacy (60%)



# Profile

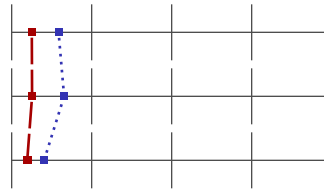
Compilation: GR College of Pharmacy (60%)

Comparative line:  
Compilation: GR St. John's University (54%)

Values used in the profile line: Mean

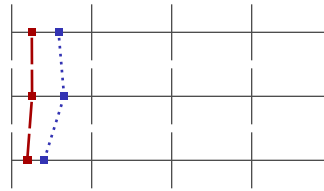
## A. Course Organization and Planning

1. The course goals, objectives, and grading procedures were clearly explained.



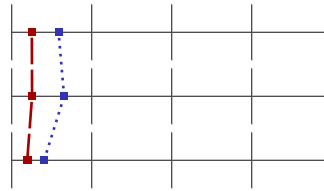
n=143 av.=4.75 md=5.00 dev.=0.60  
n=3585 av.=4.41 md=5.00 dev.=0.89

2. Lectures and other class activities were well organized.



n=145 av.=4.74 md=5.00 dev.=0.55  
n=3578 av.=4.34 md=5.00 dev.=0.96

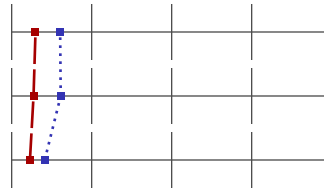
3. The instructor was regularly punctual and regularly kept the class for the full class time.



n=144 av.=4.81 md=5.00 dev.=0.40  
n=3557 av.=4.59 md=5.00 dev.=0.74

## B. Communication

4. The instructor's presentations were clear and understandable.



n=141 av.=4.70 md=5.00 dev.=0.64  
n=3548 av.=4.39 md=5.00 dev.=0.92

5. The instructor adequately explained abstract or complex materials so that I understood it.



n=139 av.=4.73 md=5.00 dev.=0.57  
n=3558 av.=4.39 md=5.00 dev.=0.93


6. The instructor conveyed interest and enthusiasm in the subject matter.



n=140 av.=4.77 md=5.00 dev.=0.57  
n=3574 av.=4.59 md=5.00 dev.=0.78


## C. Faculty-Student Interaction

7. The instructor encouraged student discussion and participation.




n=145 av.=4.77 md=5.00 dev.=0.52  
n=3578 av.=4.53 md=5.00 dev.=0.81

8. The instructor satisfactorily answered students' questions.



n=140 av.=4.73 md=5.00 dev.=0.53  
n=3585 av.=4.47 md=5.00 dev.=0.88

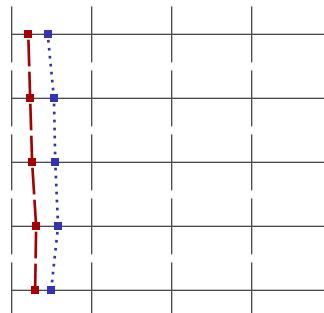
9. The instructor was accessible to students during office hours and by email.



n=140 av.=4.74 md=5.00 dev.=0.55  
n=3454 av.=4.51 md=5.00 dev.=0.82

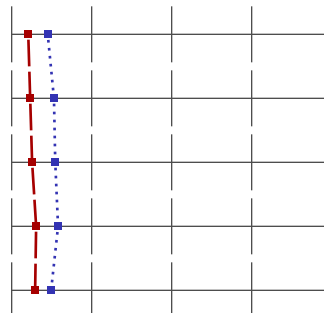
## D. Assignments, Exams, and Grading

10. The instructor asked questions on the course material.



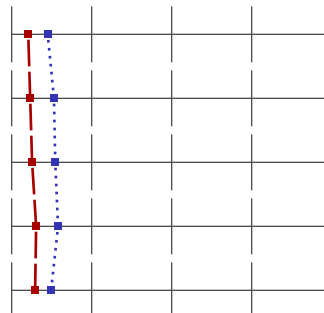
n=135 av.=4.79 md=5.00 dev.=0.44  
n=3439 av.=4.55 md=5.00 dev.=0.77

11. Students were tested on material covered in the course.



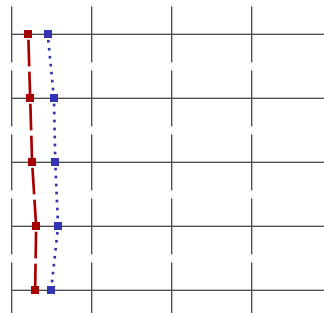
n=134 av.=4.77 md=5.00 dev.=0.53  
n=3189 av.=4.47 md=5.00 dev.=0.86

12. The instructor returned students' work in a reasonable amount of time.



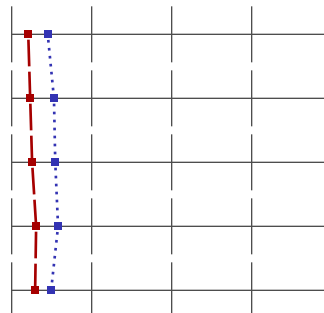
n=133 av.=4.74 md=5.00 dev.=0.62  
n=3399 av.=4.46 md=5.00 dev.=0.91

13. The instructor provided sufficient feedback on tests and papers.



n=134 av.=4.69 md=5.00 dev.=0.71  
n=3402 av.=4.42 md=5.00 dev.=0.94

14. Tests, papers, and other assignments were graded fairly.



n=133 av.=4.71 md=5.00 dev.=0.67  
n=3326 av.=4.51 md=5.00 dev.=0.83

## E. Instructional Methods

15. The instructor made appropriate use of technology in teaching.



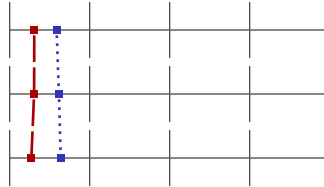
n=141 av.=4.71 md=5.00 dev.=0.59  
n=3365 av.=4.46 md=5.00 dev.=0.86

16. Students were actively involved in class discussion, group work, and other classroom activities.

n=140 av.=4.69 md=5.00 dev.=0.61  
n=3525 av.=4.46 md=5.00 dev.=0.85

## F. Course Outcomes

17. This course has increased my understanding of the subject matter.



n=143 av.=4.69 md=5.00 dev.=0.64  
n=3576 av.=4.41 md=5.00 dev.=0.94

18. This course increased my ability to think independently and critically.


n=144 av.=4.69 md=5.00 dev.=0.65  
n=3564 av.=4.38 md=5.00 dev.=0.95

19. I would recommend this instructor to other students.

n=140 av.=4.73 md=5.00 dev.=0.62  
n=3563 av.=4.36 md=5.00 dev.=1.02

## G. Student Effort and Involvement

20. I attended class regularly.



n=145 av.=4.84 md=5.00 dev.=0.40  
n=3562 av.=4.76 md=5.00 dev.=0.55

21. I read the assignments and was well prepared for every class.

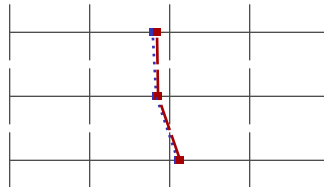
n=142 av.=4.65 md=5.00 dev.=0.55  
n=3511 av.=4.54 md=5.00 dev.=0.71

22. I spent a sufficient amount of time on assignments and research papers.

n=140 av.=4.64 md=5.00 dev.=0.52  
n=3484 av.=4.62 md=5.00 dev.=0.66

## H. Course Difficulty, Work Load, and Pace

23. For my preparation and ability, this course was



n=145 av.=3.16 md=3.00 dev.=0.70  
n=3579 av.=3.21 md=3.00 dev.=0.72

24. For me, the pace at which the course materials were covered was

n=145 av.=3.14 md=3.00 dev.=0.42  
n=3573 av.=3.17 md=3.00 dev.=0.61

25. In a typical 7-day week, how many hours did you spend preparing for this course (studying, reading, doing homework or other academic

n=144 av.=2.87 md=3.00 dev.=1.11  
n=3573 av.=2.90 md=3.00 dev.=1.10

## I. Overall Evaluation

26. Rate the quality of this course as it contributed to your learning:



n=144 av.=4.35 md=5.00 dev.=0.76  
n=3576 av.=4.26 md=5.00 dev.=0.94

## K. Student Information

33. What grade do you expect for this course?



n=140 av.=7.38 md=8.00 dev.=0.96  
n=3535 av.=7.38 md=8.00 dev.=0.94