

Office of Institutional Research

Fall 2016 – Student Evaluation of Teaching

Overview

-The following are the value labels for the aggregated results pertaining to each question:

Value Labels

Question 1.1 – Course Pace

- 5 – Very Fast
- 4 – Fast
- 3 – Just about right
- 2 – Slow
- 1 – Very slow

Questions 1.2 - 1.12

- 5 – Strongly Agree
- 4 – Agree
- 3 – Somewhat Agree
- 2 – Disagree
- 1 – Strongly Disagree

Question 1.13 – Professor’s Teaching

- 5 – Excellent
- 4 – Good
- 3 – Fair
- 2 – Poor
- 1 – Very poor

For any questions related to the evaluations, please contact:

Office of Institutional Research
718-990-1869
ir@stjohns.edu

Fall 2016 - UG School of Pharmacy (45%)

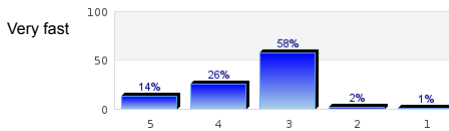
No. of responses = 2131



Survey Results

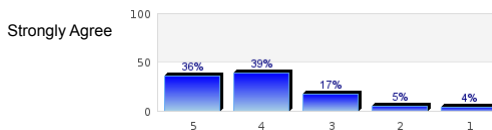
Student Evaluation of Teaching

Rate the pace at which the course material was taught.



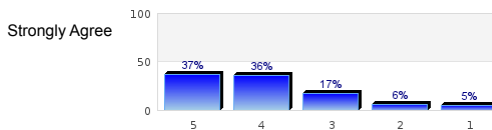
n=2069
av.=3.49
dev.=0.79

The course goals and grading procedures were clear.



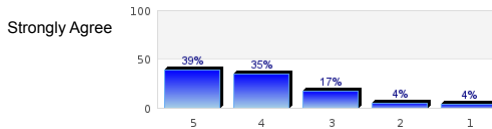
n=2076
av.=3.88
dev.=1.03
ab.=8

Tests, papers, and/or other assignments were graded fairly.



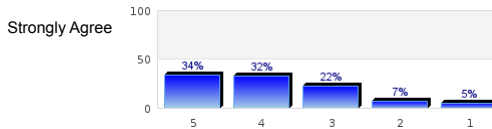
n=2038
av.=3.94
dev.=1.09
ab.=45

This course increased my understanding of the subject matter.



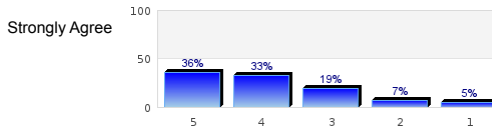
n=2070
av.=4
dev.=1.06
ab.=7

This course increased my ability to think critically.



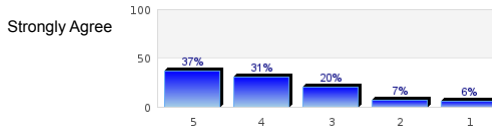
n=2038
av.=3.85
dev.=1.11
ab.=42

Lectures and other class activities were well organized.



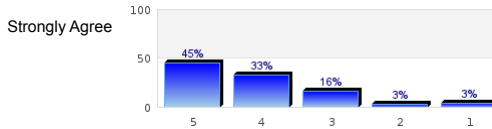
n=2049
av.=3.88
dev.=1.13
ab.=30

The instructor's presentations were clear and understandable.



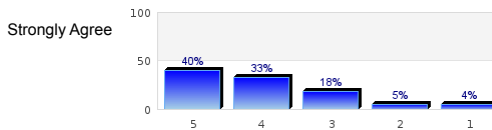
n=2055
av.=3.86
dev.=1.16
ab.=26

The instructor conveyed interest and enthusiasm in the subject matter.



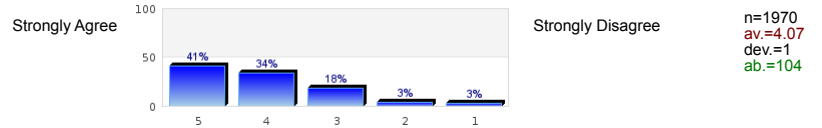
n=2067
av.=4.13
dev.=1
ab.=14

The instructor satisfactorily answered students' questions.

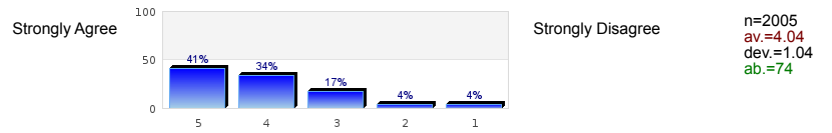


n=2066
av.=4
dev.=1.08
ab.=13

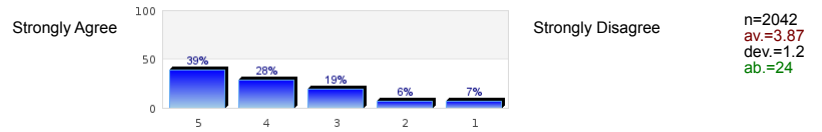
The instructor was accessible to students for extra help.



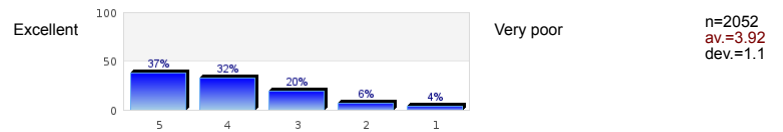
The instructor responded to students' work in a reasonable amount of time.



I would recommend this instructor to other students.



Rate this professor's teaching.




Profile

Compilation: **Fall 2016 - UG School of Pharmacy (45%)**

Values used in the profile line: Mean

Student Evaluation of Teaching



Profile

Compilation: Fall 2016 - UG School of Pharmacy (45%)

Comparative line:
Compilation: Fall 2016 - UG St. John's University (51%)

Values used in the profile line: Mean

Student Evaluation of Teaching

