

Office of Institutional Research

Fall 2014 – Student Evaluation of Teaching

Overview

-The following are the value labels for the aggregated results pertaining to each question:

Value Labels

Questions 1.1 - 1.11

- 5 – Strongly Agree
- 4 – Agree
- 3 – Somewhat Agree
- 2 – Disagree
- 1 – Strongly Disagree

Question 1.12 – Course Pace

- 5 – Very Fast
- 4 – Fast
- 3 – Just about right
- 2 – Slow
- 1 – Very slow

Question 1.13 – Professor’s Teaching

- 5 – Excellent
- 4 – Good
- 3 – Fair
- 2 – Poor
- 1 – Very poor

For any questions related to the evaluations, please contact:

Steven W. Glogocheski
Associate Director of Academic Assessment
718-990-6998
glogochs@stjohns.edu

Fall 2014 - GR College of Pharmacy (67%)

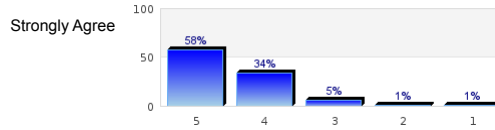
No. of responses = 168



Survey Results

Student Evaluation of Teaching

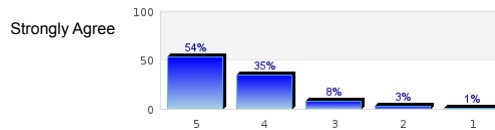
The course goals and grading procedures were clear.



Strongly Disagree

n=167
av.=4.47
dev.=0.76
ab.=1

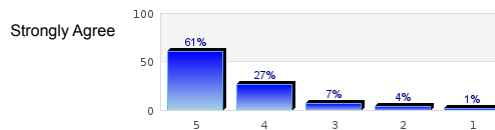
Lectures and other class activities were well organized.



Strongly Disagree

n=166
av.=4.38
dev.=0.81
ab.=2

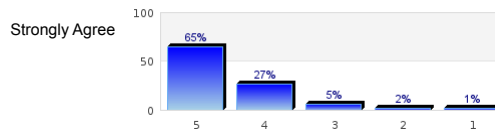
The instructor's presentations were clear and understandable.



Strongly Disagree

n=165
av.=4.41
dev.=0.89
ab.=3

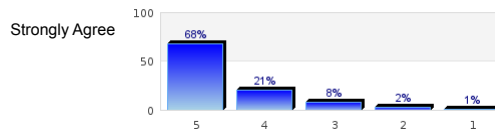
The instructor conveyed interest and enthusiasm in the subject matter.



Strongly Disagree

n=165
av.=4.52
dev.=0.79
ab.=2

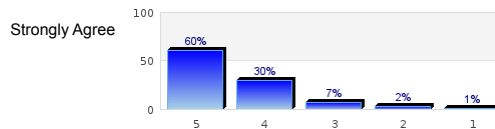
The instructor satisfactorily answered students' questions.



Strongly Disagree

n=164
av.=4.54
dev.=0.79
ab.=1

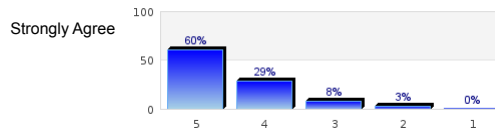
The instructor was accessible to students for extra help.



Strongly Disagree

n=166
av.=4.45
dev.=0.82
ab.=2

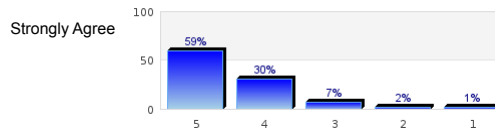
The instructor responded to students' work in a reasonable amount of time.



Strongly Disagree

n=161
av.=4.46
dev.=0.77
ab.=6

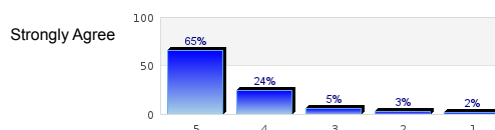
Tests, papers, and/or other assignments were graded fairly.



Strongly Disagree

n=158
av.=4.45
dev.=0.81
ab.=9

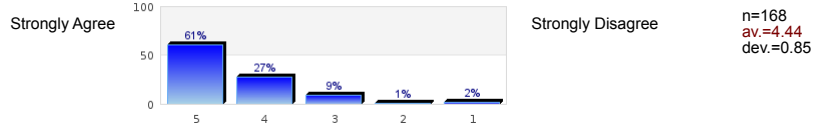
This course increased my understanding of the subject matter.



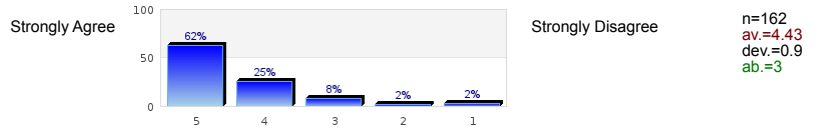
Strongly Disagree

n=168
av.=4.49
dev.=0.87

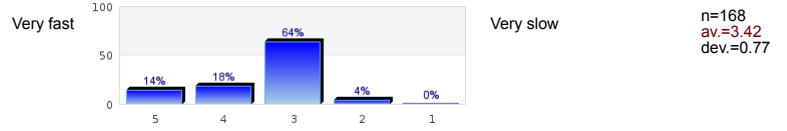
This course increased my ability to think critically.



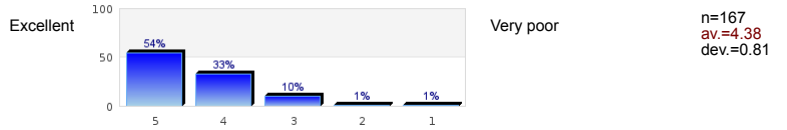
I would recommend this instructor to other students.



Rate the pace at which the course material was taught.



Rate this professor's teaching.




Profile

Compilation: **Fall 2014 - GR College of Pharmacy (67%)**

Values used in the profile line: Mean

Student Evaluation of Teaching



Profile

Compilation: Fall 2014 - GR College of Pharmacy (67%)

Comparative line:
Compilation: Fall 2014 - GR St. John's University (60%)

Values used in the profile line: Mean

Student Evaluation of Teaching

