

## Office of Institutional Research

### Fall 2016 – Student Evaluation of Teaching

#### Overview

-The following are the value labels for the aggregated results pertaining to each question:

#### Value Labels

##### Question 1.1 – Course Pace

- 5 – Very Fast
- 4 – Fast
- 3 – Just about right
- 2 – Slow
- 1 – Very slow

##### Questions 1.2 - 1.12

- 5 – Strongly Agree
- 4 – Agree
- 3 – Somewhat Agree
- 2 – Disagree
- 1 – Strongly Disagree

##### Question 1.13 – Professor’s Teaching

- 5 – Excellent
- 4 – Good
- 3 – Fair
- 2 – Poor
- 1 – Very poor

For any questions related to the evaluations, please contact:

Office of Institutional Research  
718-990-1869  
ir@stjohns.edu

# Fall 2016 - GR St. John's University (58%)

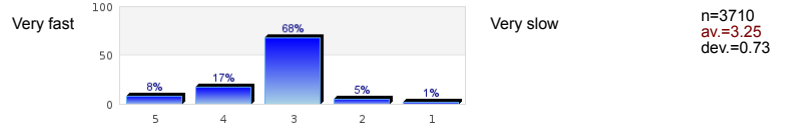
No. of responses = 3751



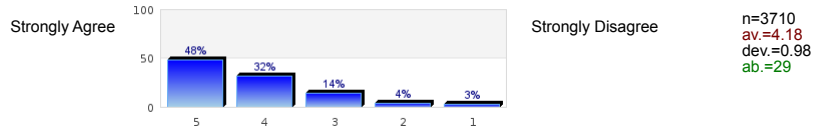
## Survey Results

### Student Evaluation of Teaching

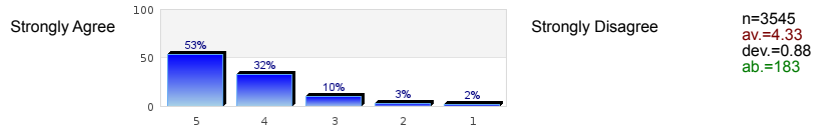
Rate the pace at which the course material was taught.



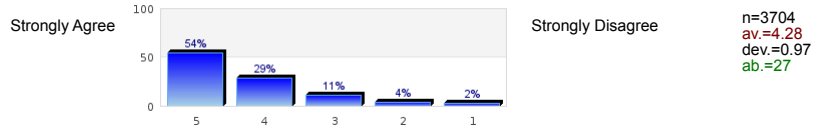
The course goals and grading procedures were clear.



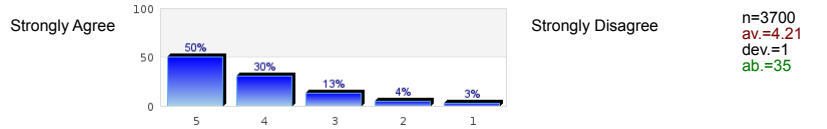
Tests, papers, and/or other assignments were graded fairly.



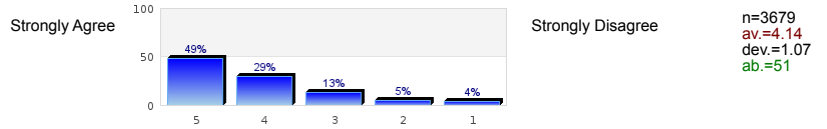
This course increased my understanding of the subject matter.



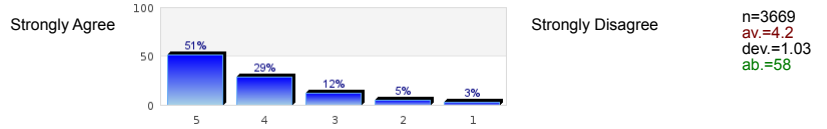
This course increased my ability to think critically.



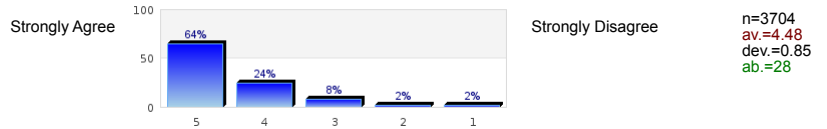
Lectures and other class activities were well organized.



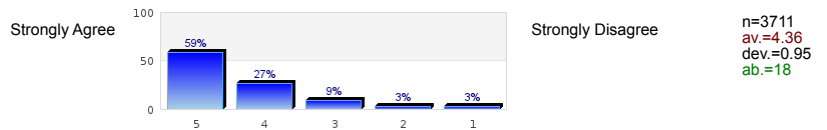
The instructor's presentations were clear and understandable.



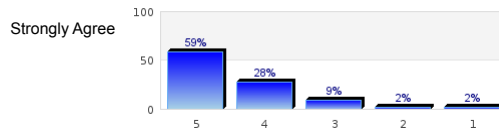
The instructor conveyed interest and enthusiasm in the subject matter.



The instructor satisfactorily answered students' questions.



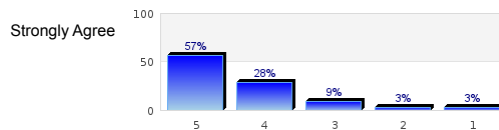
The instructor was accessible to students for extra help.



Strongly Disagree

n=3568  
av.=4.39  
dev.=0.89  
ab.=154

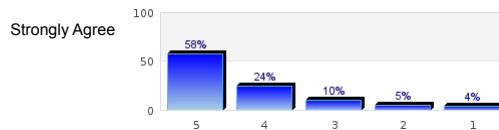
The instructor responded to students' work in a reasonable amount of time.



Strongly Disagree

n=3645  
av.=4.33  
dev.=0.96  
ab.=86

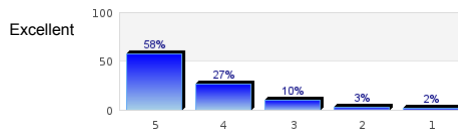
I would recommend this instructor to other students.



Strongly Disagree

n=3674  
av.=4.28  
dev.=1.06  
ab.=25

Rate this professor's teaching.



Very poor


n=3705  
av.=4.35  
dev.=0.93

# Profile

Compilation: Fall 2016 - GR St. John's University (58%)

Values used in the profile line: Mean

## Student Evaluation of Teaching



# Profile

█ **Compilation:** Fall 2016 - GR St. John's University (58%)  
█ **Comparative line:**  
█ **Compilation:** Fall 2016 - St. John's University (52%)

Values used in the profile line: Mean

## Student Evaluation of Teaching

