



# Health and Wellness Screening Visitors

## Welcome to Campus!

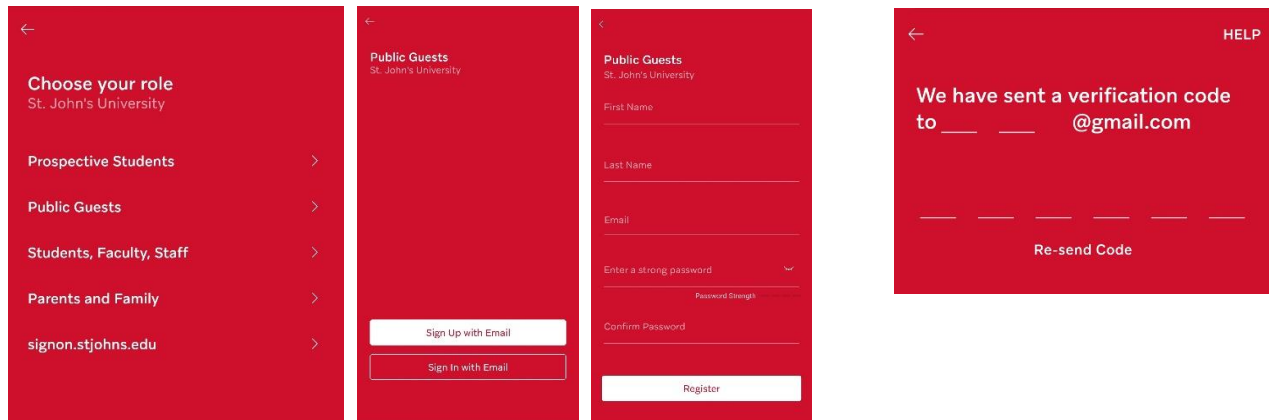
We are excited to begin the process of re-opening. As we begin this process, the health and safety of our employees, students and guests is a top priority. To help reduce the spread of COVID-19 and maintain a safe working environment, we are asking that ALL visitors (contractors, vendors, guests, delivery personnel, etc.) complete daily a COVID-19 Health and Wellness screening in order to access campus.

There are 2 methods to perform this check.

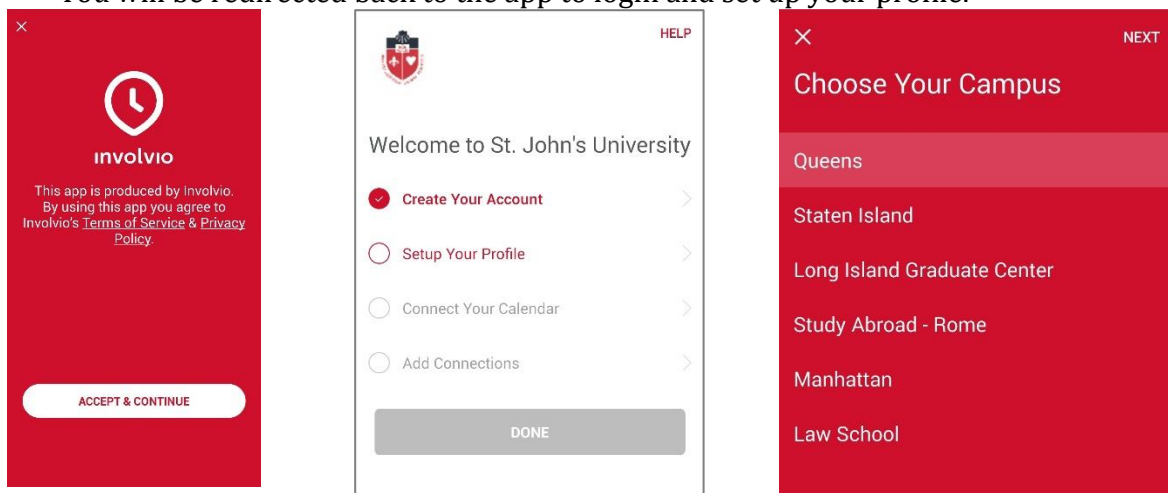
1. Download the St. John's University Connect app by Involvio in the Android or iPhone app store.



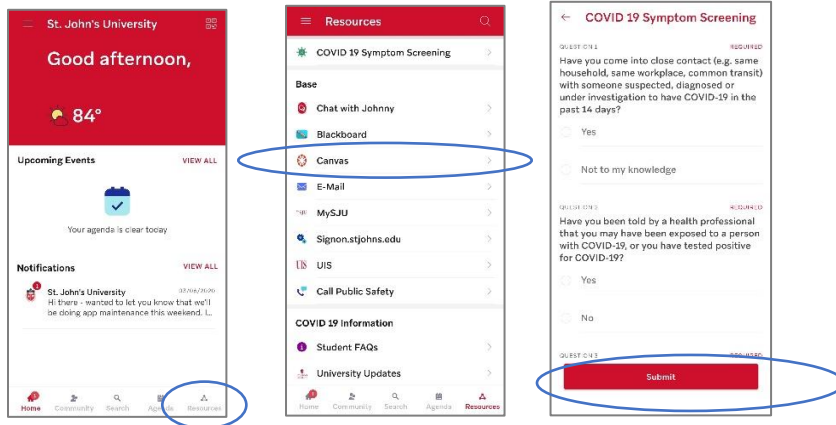
To login, Choose Campus, and select the "Public Guests" role . You will be asked to Sign Up with a Non-SJU email address. If you have previously done this, you can just sign in. To register an email address, enter your name and create a password. A verification code will be sent to your email. (If you do not receive it in your Inbox, please check your spam folder.)



You will be redirected back to the app to login and set up your profile.



Once logged in, click on “Resources in the lower right corner”. COVID 19 Symptom Screening is at the top.

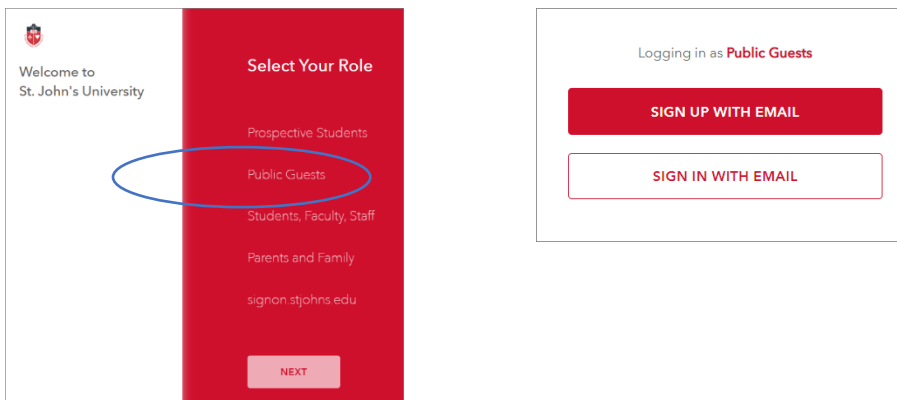


Once completed, an email with a PDF attachment will be sent to you. **Only those who receive a “Green” day pass will be granted access to campus.** Please present this pass to the Department of Public Safety Officer at the gate (on your mobile phone or printed in color). Note that this pass is valid only for the day in which the screening was completed.

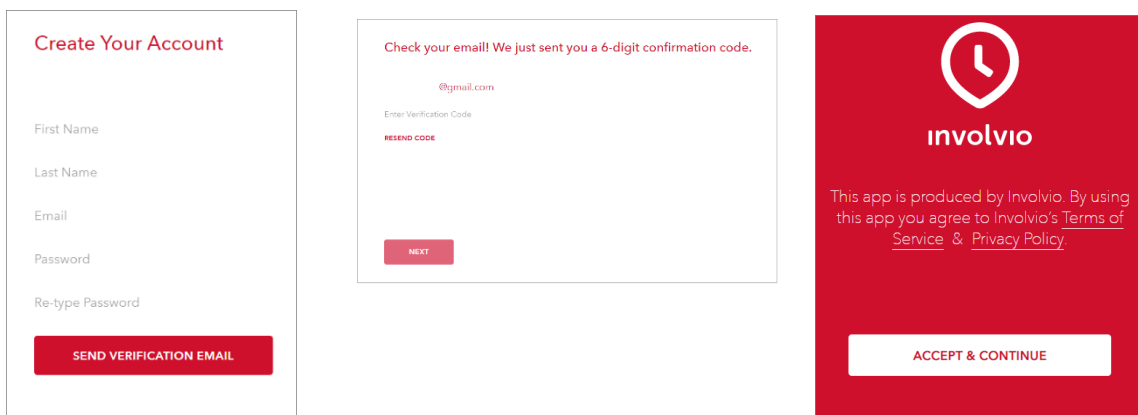
If you are having any technical issues, please call the IT Service Desk at 718-990-5000.

- 2. Visit <http://connect.stjohns.edu>, if you do not have access to a smart device.

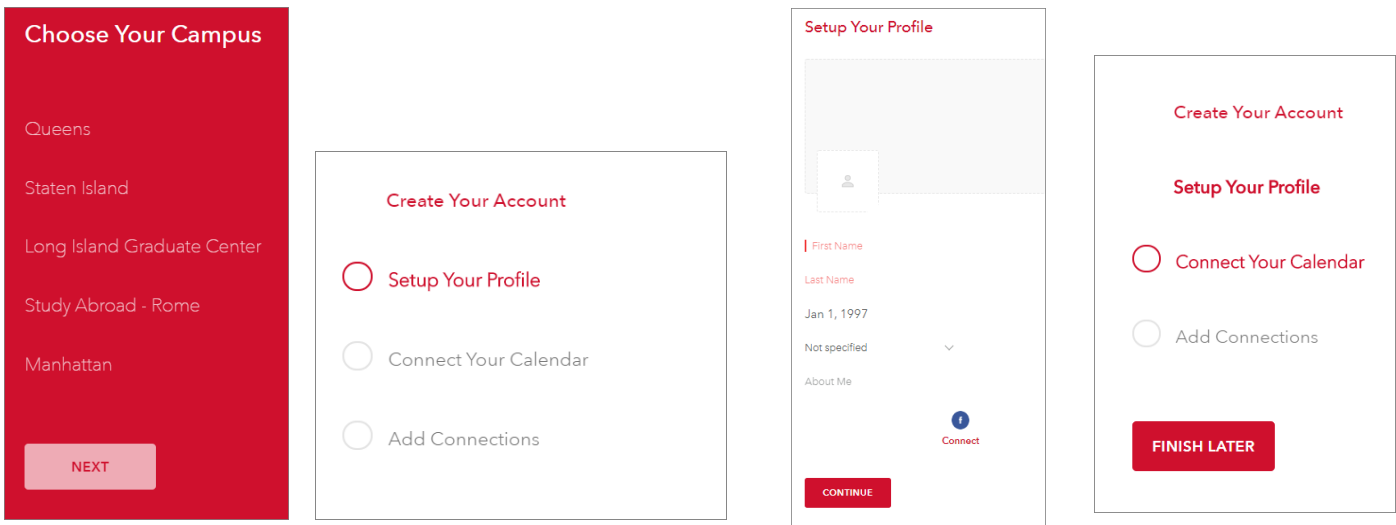
Select the *Public Guests* role. You will be asked to Sign Up with a Non-SJU email address. If you have previously done this, you can just sign in.



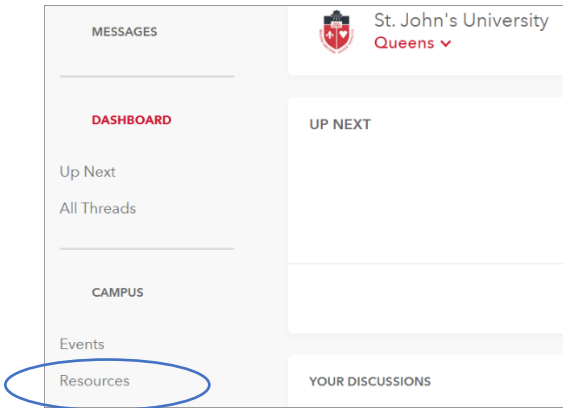
To register an email address, enter your name and create a password. A verification code will be sent to your email. (If you do not receive it in your Inbox, please check your spam folder.) Accept terms to continue.




Choose your campus. Then, click on "Setup Your Profile". You will need to confirm your name and birthdate, click continue. You can click "Finish Later" to complete connections at another time.



Click on "Set up Profile." Enter your name, and birthdate below, and click Continue. Once logged in, click Resources.



Click on COVID 19 Symptom Screening.



Once completed, an email with a PDF attachment will be sent to you. **Only those who receive a "Green" day pass will be granted access to campus.** Please present this pass to the Department of Public Safety Officer at the gate (on your mobile phone or printed in color). Note that this pass is valid only for the day in which the screening was completed.

If you are having any technical issues with the app, please call the IT Service Desk at 718-990-5000.