

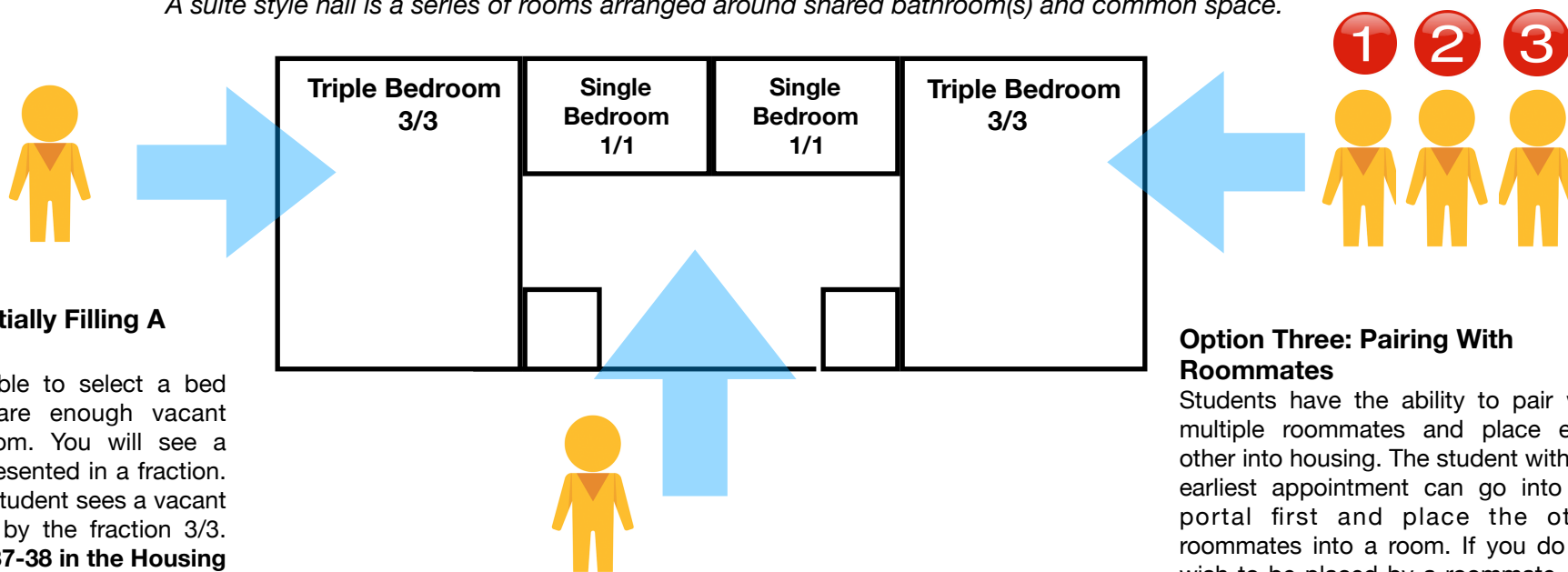
Roommate Pairing and Placement Guide: **Suite Style Housing**

This guide is designed to help you navigate the roommate placement process. We strongly encourage all students to talk with their roommate pairings and discuss a number of different selection options so that they can make the most of their appointment.

Suite Style Housing Options: DaSilva and Hollis Halls

- Standard Configuration: Option 1: (2) Triples (2) Singles for a total of 8 people
 Option 2: (2) Triples (2) Doubles for a total of 10 people
 Option 3: (2) Triples for a total of six people (limited availability)
 Option 4: (2) Triples and (1) Quad for a total of 10 people (limited availability)

A suite style hall is a series of rooms arranged around shared bathroom(s) and common space.



Option One: Partially Filling A Room

Students are eligible to select a bed whenever there are enough vacant beds in a bedroom. You will see a room's status represented in a fraction. In this example a student sees a vacant triple represented by the fraction 3/3. **See Page 28-31, 37-38 in the Housing Tutorial.**

When the student selects the space the fraction will change to 2/3. Now only a roommate pair of two or two individuals are able to enter into this bedroom.

Option Two: Place Yourself

Most freshmen students at St. John's University live in triple bedrooms. Single and Double bedrooms are among the most desired and least available options in our freshmen housing profile and will go quickly. If you have an early selection time you may wish to select one of these rooms for yourself (single) or for yourself and a roommate (double).

Option Three: Pairing With Roommates

Students have the ability to pair with multiple roommates and place each other into housing. The student with the earliest appointment can go into the portal first and place the other roommates into a room. If you do not wish to be placed by a roommate, you must return to the portal and delete your confirmed roommate pairing.

If there are other friends who wish to live with this group in the suite, they should attempt to place themselves into one of the other vacant rooms when their selection appointment is active.

REMEMBER: YOU CAN ONLY FILL ONE BEDROOM, YOU CANNOT FILL THE ENTIRE SUITE

Roommate Pairing and Placement Guide: **Traditional Style Housing**

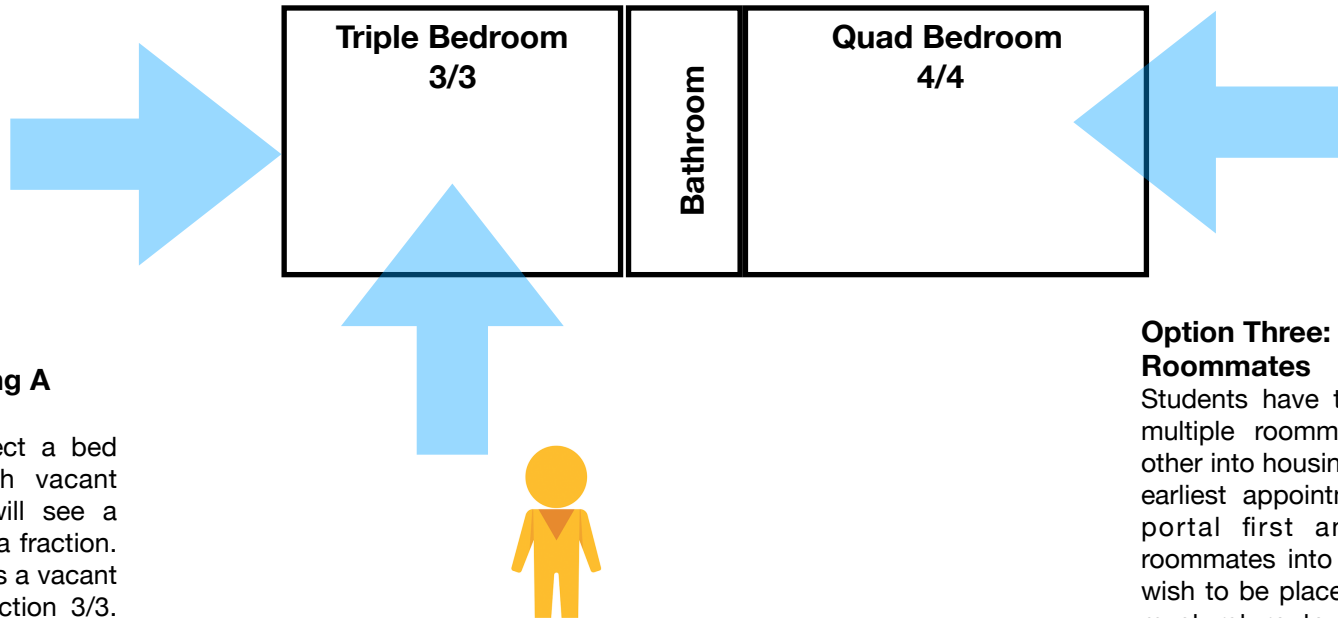

This guide is designed to help you navigate the roommate placement process. We strongly encourage all students to talk with their roommate pairings and discuss a number of different selection options so that they can make the most of their appointment.

Traditional Style Housing Options: Donovan and St. Vincent Halls

Standard Configuration: Option 1: (1) Quad (1) Triple for a total of seven people in two bedrooms

Option 2: (2) Triples for a total of six people in two bedrooms

A traditional style hall combines two rooms via a shared bathroom.



Option One: Partially Filling A Room

Students are eligible to select a bed whenever there are enough vacant beds in a bedroom. You will see a room's status represented in a fraction. In this example a student sees a vacant triple represented by the fraction 3/3.

See Page 28-31, 37-38 in the Housing Tutorial.

When the student selects the space the fraction will change to 2/3. Now only a roommate pair of two or two individuals are able to enter into this bedroom.

Option Two: Place Yourself

Most freshmen students at St. John's University live in triple bedrooms. You do not have to have a full compliment of roommates to choose a triple, you may place yourself into any room that has an open bed and matches your gender and class year.

Option Three: Pairing With Roommates

Students have the ability to pair with multiple roommates and place each other into housing. The student with the earliest appointment can go into the portal first and place the other roommates into a room. If you do not wish to be placed by a roommate, you must return to the portal and delete your confirmed roommate pairing.

If there are other friends who wish to live with this group in the conjoined rooms, they should attempt to place themselves into one of the other vacant room when their selection appointment is active.

REMEMBER: YOU CAN ONLY FILL ONE BEDROOM, YOU CANNOT FILL BOTH