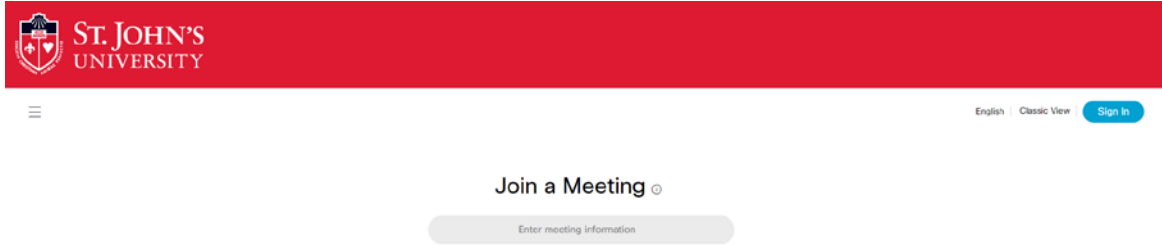


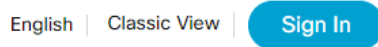
WebEx Login and Quick Start Meeting Instructions

Steps to Log In:

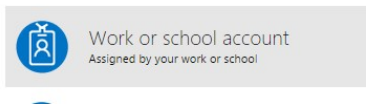
1. Go to SJU.Webex.com and click enter: <http://sju.webex.com>




2. Click on Sign in on the Right:



3. You will be taken to a Microsoft Screen.
If prompted Click on Work or School Account:

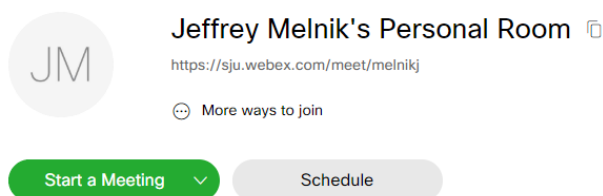


4. Enter your St. John's Email address and Network password and click Sign In

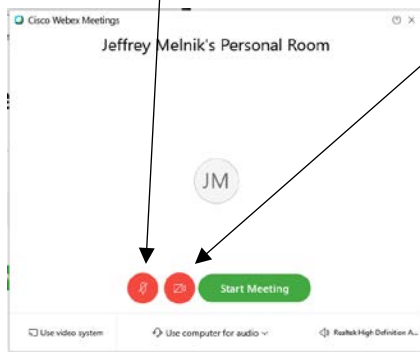


Start a Meeting

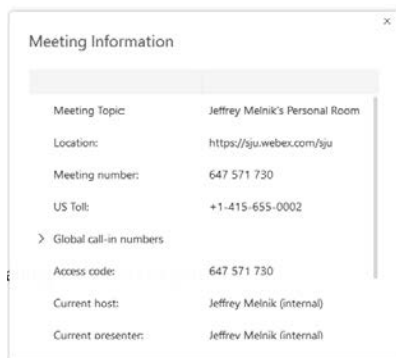
1. Click Start a Meeting button



2. Click Unmute to turn on mic, Click Start Video, Click Start Meeting



3. To get the Meeting number to provide to attendees
Click Meeting on the menu then click Information



Attendees go to sju.webex.com and enter meeting number to join meeting

Join a Meeting

Enter meeting information

4. To share your screen, On the Menu, Click Share, then Share Content

