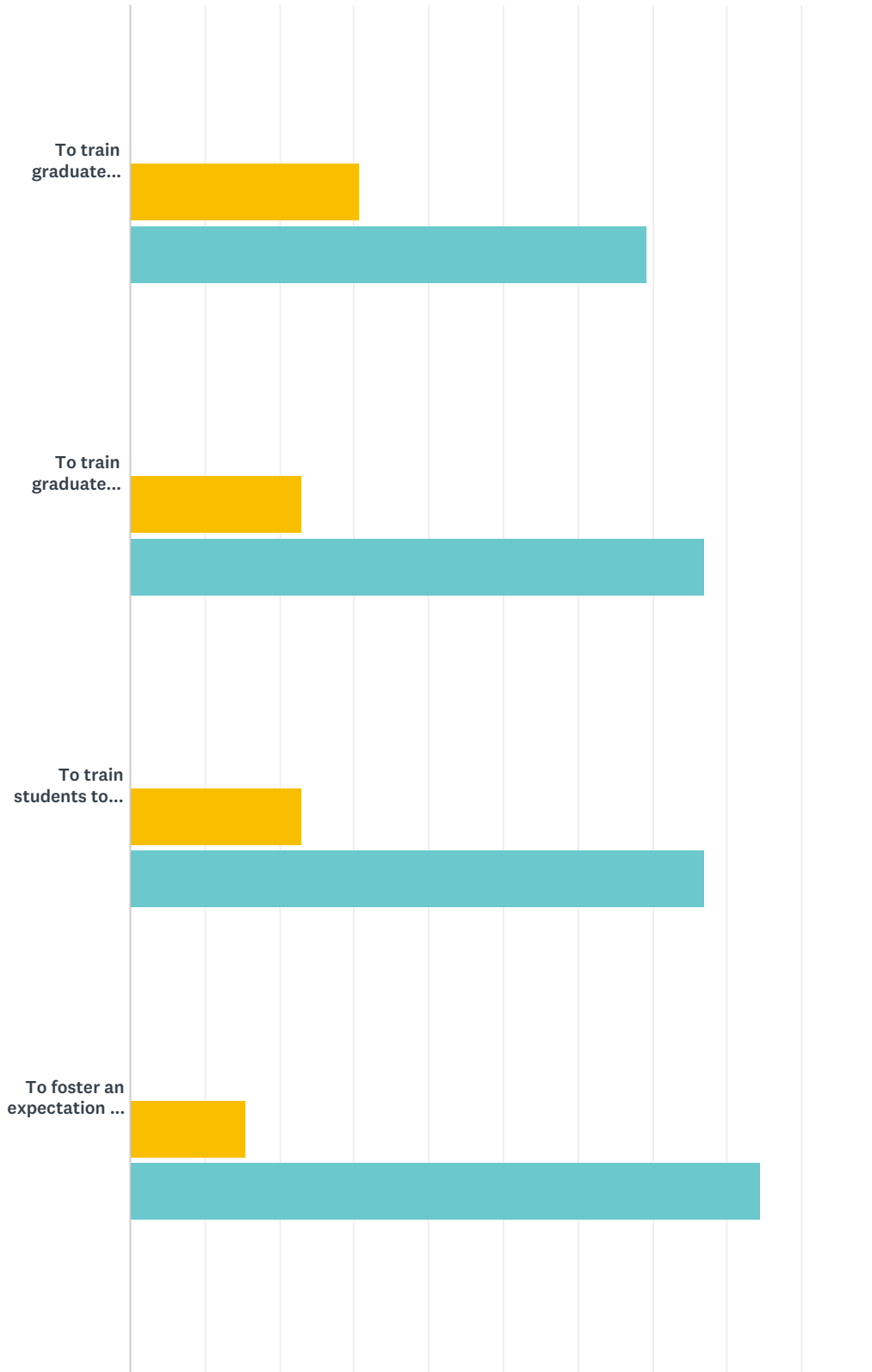
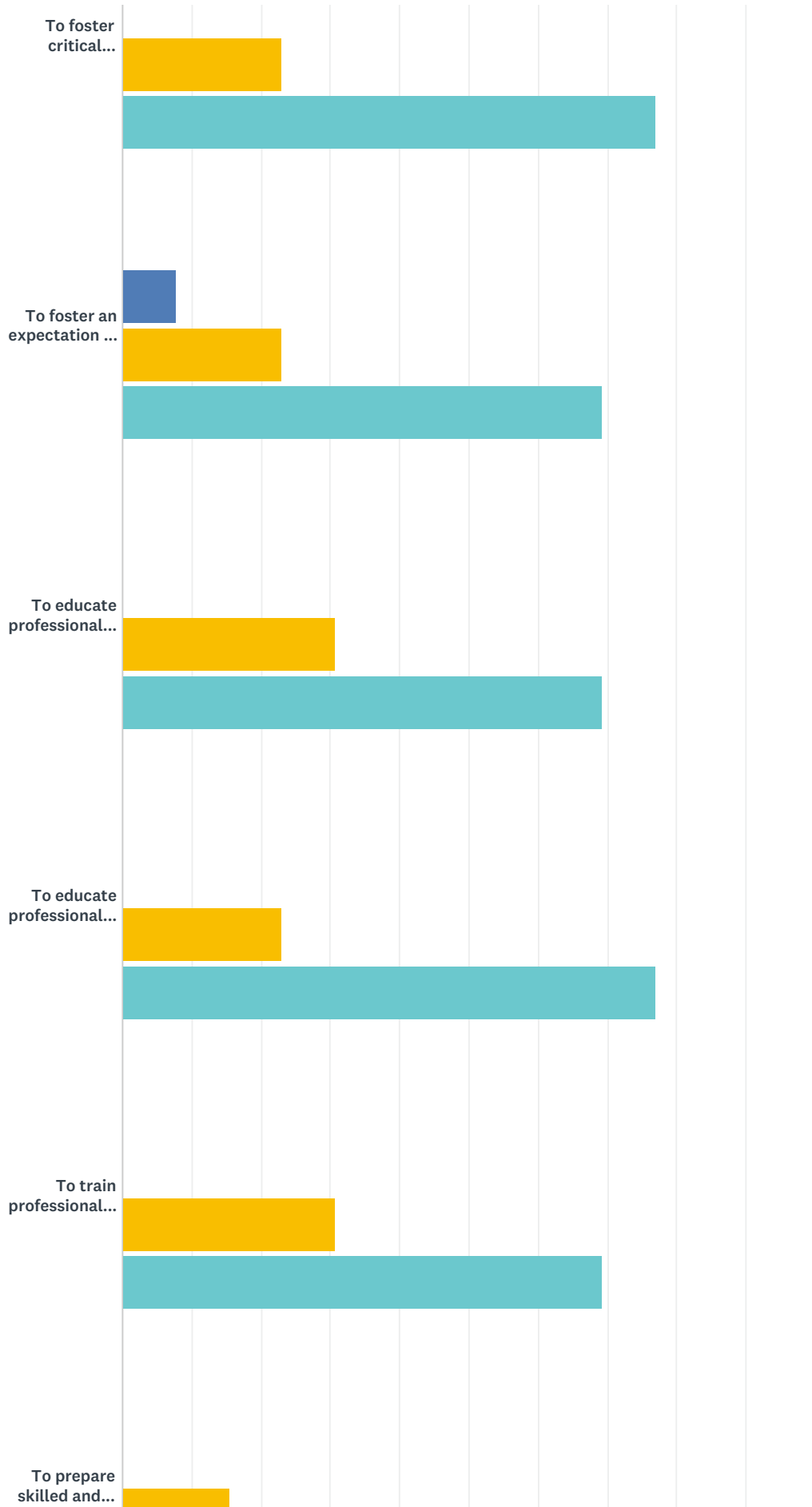
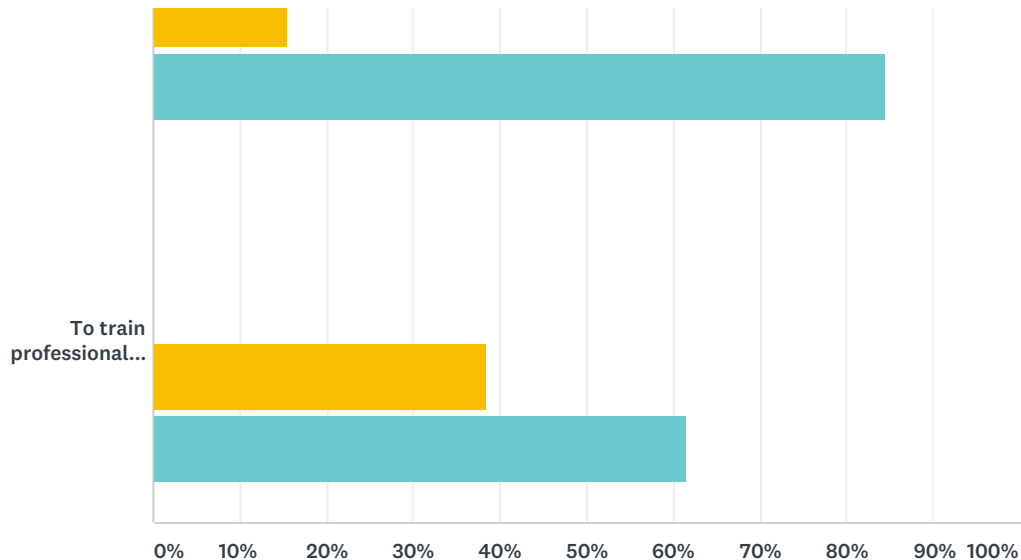


Q1 As a student at St. John's University, to what extent do you believe that the SCH counseling program at St. John's University is meeting the following objectives.

Answered: 13 Skipped: 0







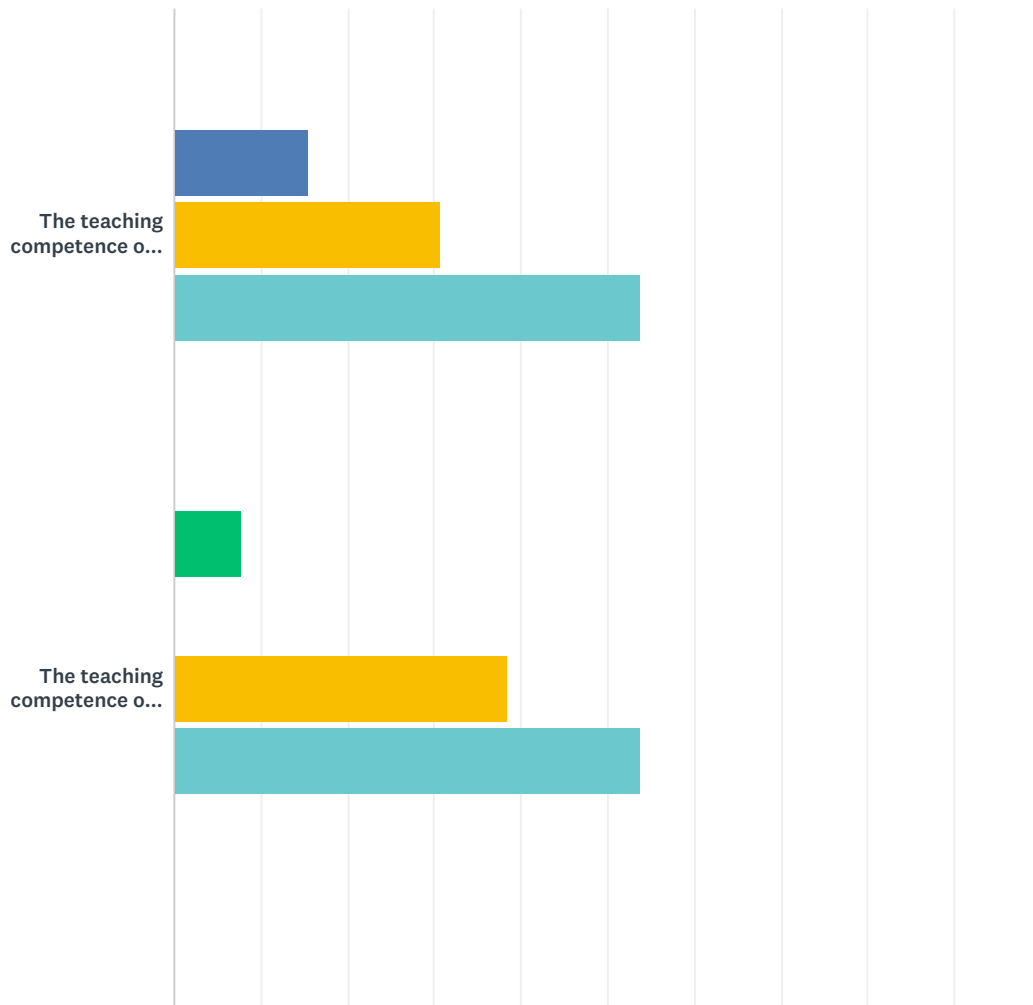
■ Not Being Met
 ■ Minimally Being Met
 ■ Satisfactorily Being Met
 ■ Exceptionally Being Met

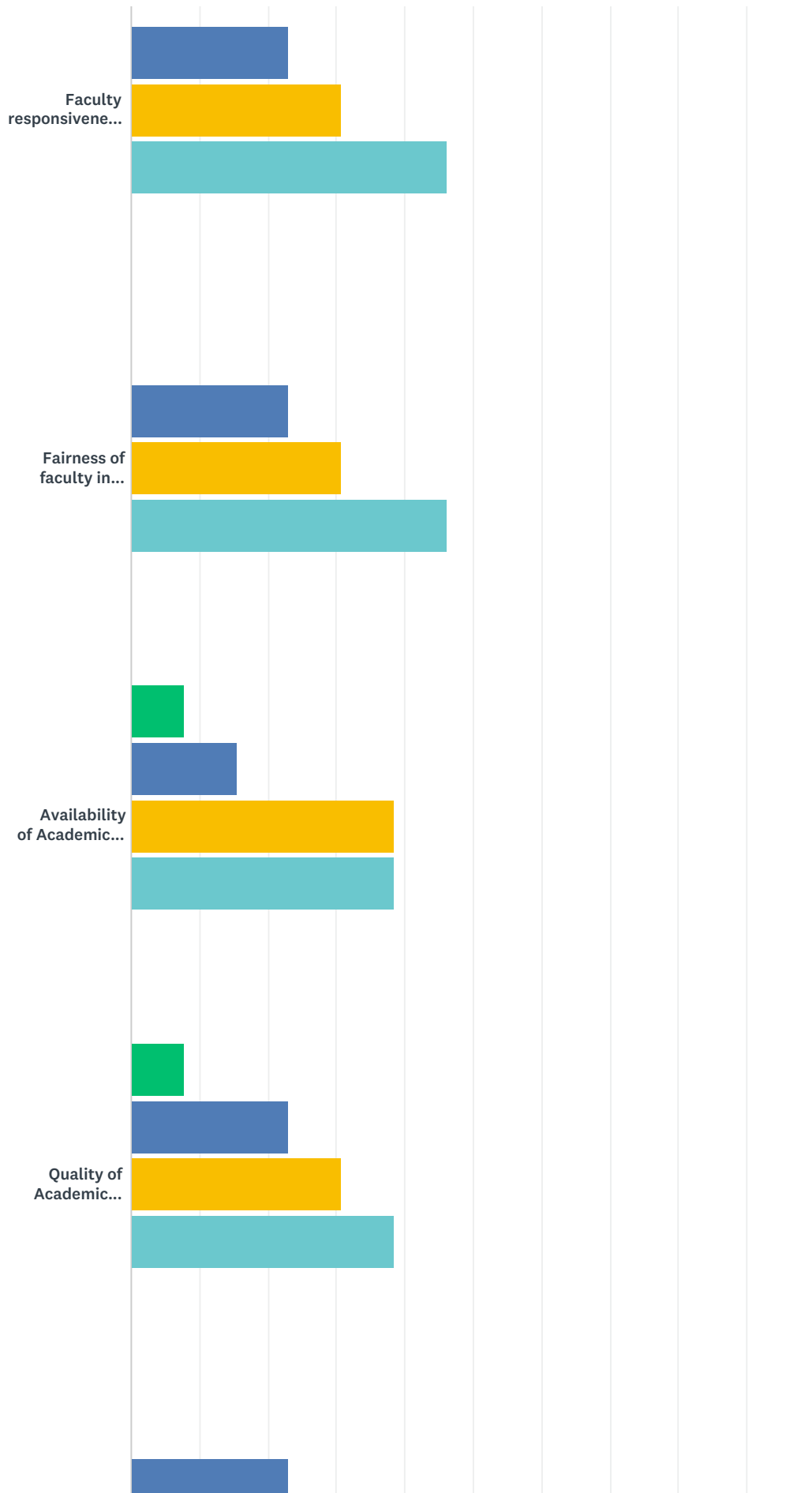
	NOT BEING MET	MINIMALLY BEING MET	SATISFACTORILY BEING MET	EXCEPTIONALLY BEING MET	TOTAL
To train graduate students as professional counselors in School or Clinical Mental Health settings in accordance with CACREP standards, while orienting students to the role and identity of a professional counselor, legal and ethical issues of the profession, and guidelines of the American Counseling Association.	0.00% 0	0.00% 0	30.77% 4	69.23% 9	13
To train graduate students to be ethical and effective counseling practitioners, and empower them to utilize counseling skills in a variety of modalities, including individual counseling, group counseling, career counseling, assessment, and consultation.	0.00% 0	0.00% 0	23.08% 3	76.92% 10	13
To train students to utilize appropriate evidence-based counseling theories and treatment modalities, and to ensure that students select counseling approaches in alliance with the developmental level and cultural beliefs of the clients/students they serve.	0.00% 0	0.00% 0	23.08% 3	76.92% 10	13
To foster an expectation of cultural awareness, social justice and responsibility among counselors-in-training following our Vincentian mission, and to hold students to an expectation of respect for diversity, equity, and inclusion in their academic, personal, and clinical practices.	0.00% 0	0.00% 0	15.38% 2	84.62% 11	13
To foster critical thinking, intellectual curiosity, and current knowledge of the counseling profession utilizing research and scholarship, while also requiring continual, critical self-reflection for internal biases and ongoing self-assessment of counselor wellness	0.00% 0	0.00% 0	23.08% 3	76.92% 10	13
To foster an expectation of continued professional development and advocacy for the counseling profession and for the clients we serve, via active involvement in counseling organizations, ongoing training, and advocacy efforts, both throughout their program and beyond.	0.00% 0	7.69% 1	23.08% 3	69.23% 9	13

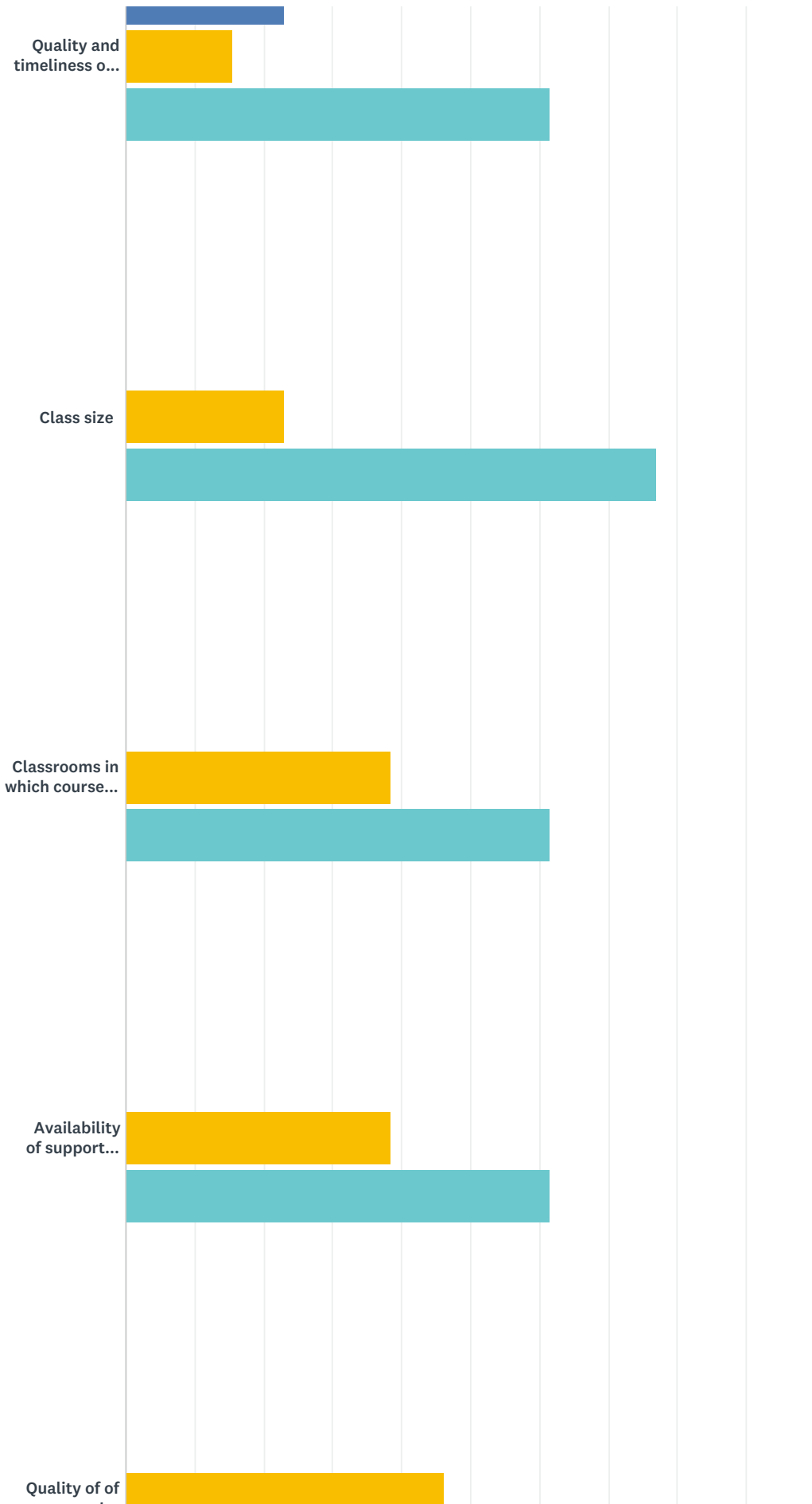
To educate professional School Counselors about the roles to be effective leaders, team members and collaborators, systemic change agents and advocates in the profession to improve the quality of education and access for all students.	0.00% 0	0.00% 0	30.77% 4	69.23% 9	13
To educate professional School Counselors about models of comprehensive school counseling programs so as to develop activities for a school counseling program based on the American School Counseling Association model	0.00% 0	0.00% 0	23.08% 3	76.92% 10	13
To train professional School Counselors to utilize data to develop comprehensive, accountable counseling programs that address the academic, career and social-emotional needs and development of all students	0.00% 0	0.00% 0	30.77% 4	69.23% 9	13
To prepare skilled and multiculturally competent school counselors who are capable of identifying and responding to the needs of diverse clients by providing a wide range of guidance and counseling services for children, adolescents and their parents.	0.00% 0	0.00% 0	15.38% 2	84.62% 11	13
To train professional school counselors to explore community resources, referral sources, and legal and ethical considerations specific to school counseling.	0.00% 0	0.00% 0	38.46% 5	61.54% 8	13

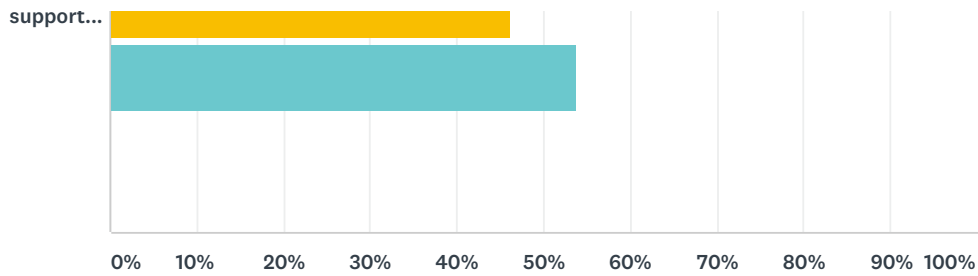
Q2 How satisfied are you with the following elements of your program?

Answered: 13 Skipped: 0







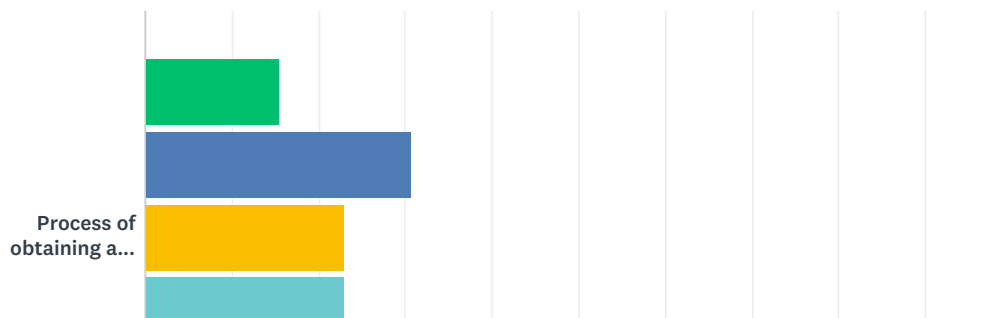


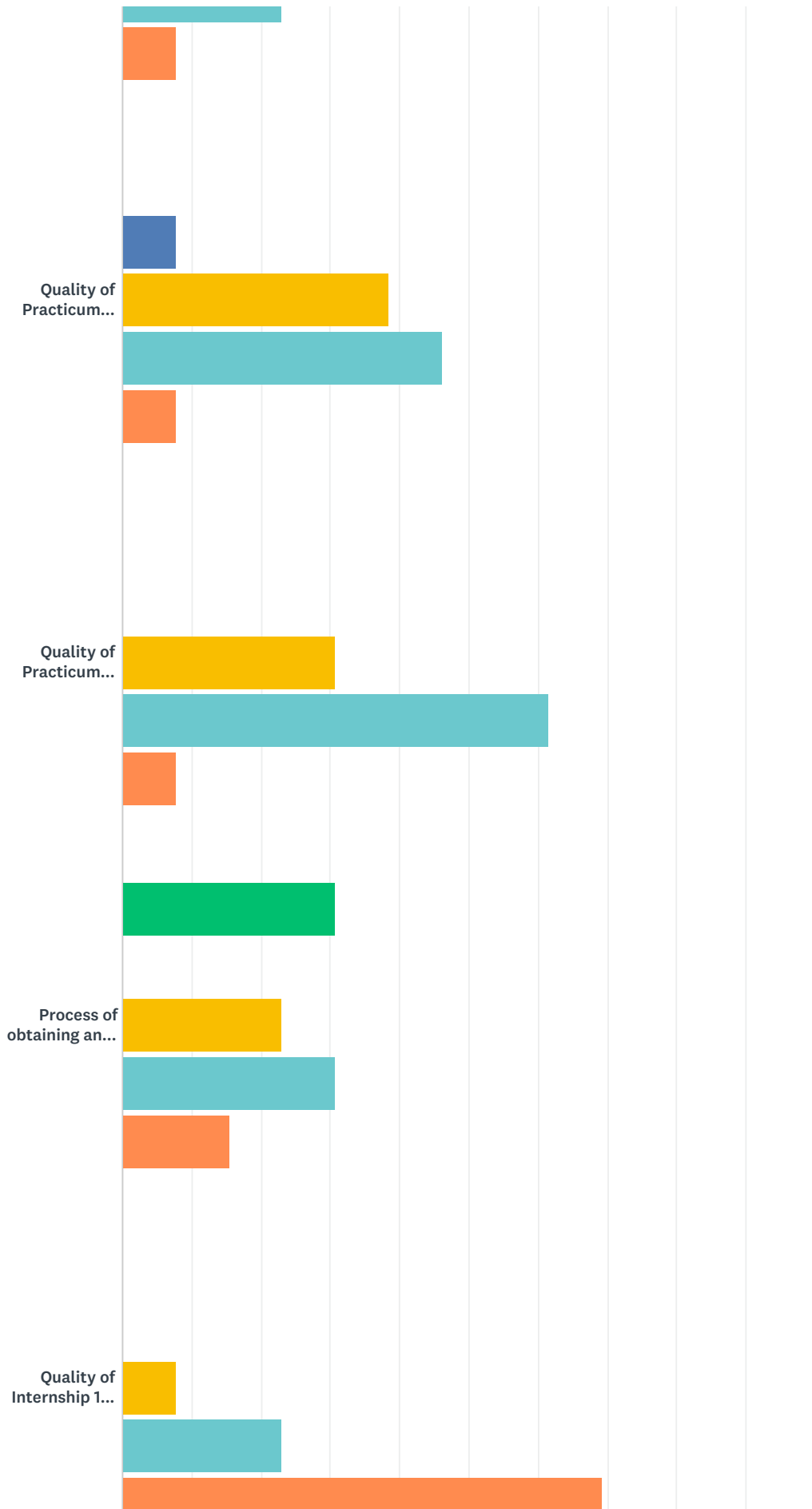
■ Not at all satisfied
 ■ Marginally satisfied
 ■ Satisfied
 ■ Highly satisfied
■ N/A

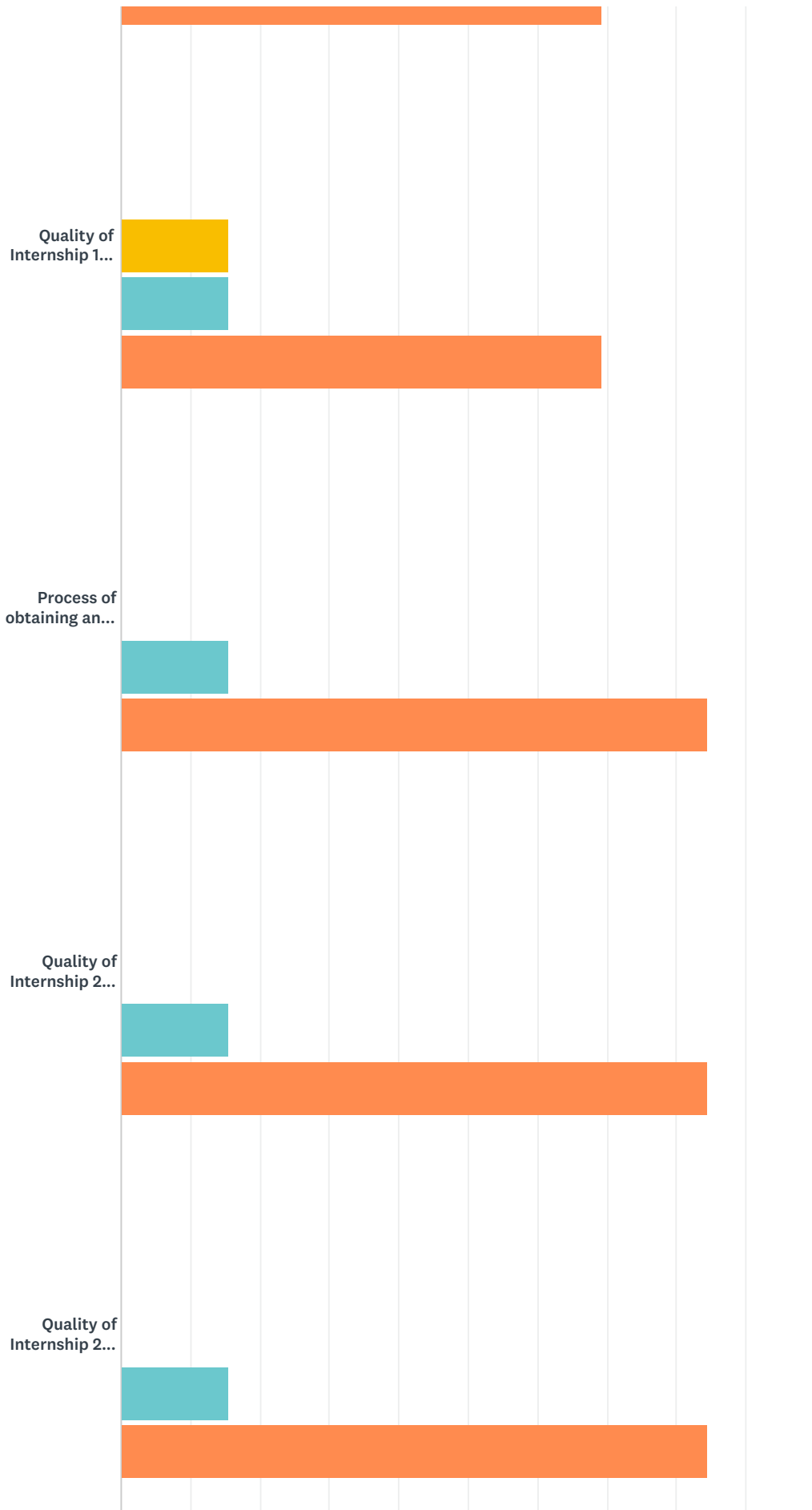
	NOT AT ALL SATISFIED	MARGINALLY SATISFIED	SATISFIED	HIGHLY SATISFIED	N/A	TOTAL	WEIGHTED AVERAGE
The teaching competence of the full-time faculty.	0.00% 0	15.38% 2	30.77% 4	53.85% 7	0.00% 0	13	3.38
The teaching competence of the part-time faculty.	7.69% 1	0.00% 0	38.46% 5	53.85% 7	0.00% 0	13	3.38
Faculty responsiveness to student concerns.	0.00% 0	23.08% 3	30.77% 4	46.15% 6	0.00% 0	13	3.23
Fairness of faculty in evaluating student concerns.	0.00% 0	23.08% 3	30.77% 4	46.15% 6	0.00% 0	13	3.23
Availability of Academic Advising	7.69% 1	15.38% 2	38.46% 5	38.46% 5	0.00% 0	13	3.08
Quality of Academic Advising	7.69% 1	23.08% 3	30.77% 4	38.46% 5	0.00% 0	13	3.00
Quality and timeliness of communication about program policies and procedures.	0.00% 0	23.08% 3	15.38% 2	61.54% 8	0.00% 0	13	3.38
Class size	0.00% 0	0.00% 0	23.08% 3	76.92% 10	0.00% 0	13	3.77
Classrooms in which courses are/were taught	0.00% 0	0.00% 0	38.46% 5	61.54% 8	0.00% 0	13	3.62
Availability of support services (e.g. library, counseling, financial aid, etc.)	0.00% 0	0.00% 0	38.46% 5	61.54% 8	0.00% 0	13	3.62
Quality of of support services (e.g. library, counseling, financial aid, etc.)	0.00% 0	0.00% 0	46.15% 6	53.85% 7	0.00% 0	13	3.54

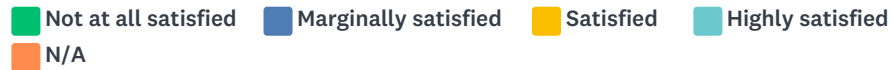
Q3 How satisfied are you with the following elements of your program?

Answered: 13 Skipped: 0





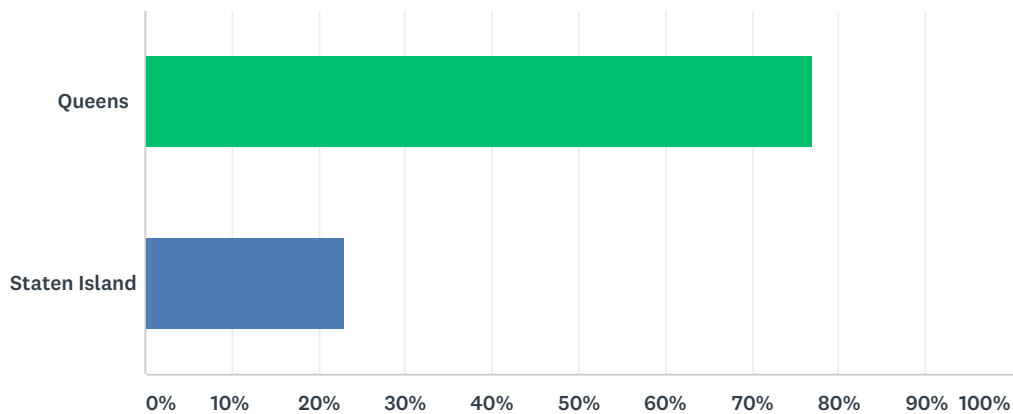




	NOT AT ALL SATISFIED	MARGINALLY SATISFIED	SATISFIED	HIGHLY SATISFIED	N/A	TOTAL	WEIGHTED AVERAGE
Process of obtaining a Practicum Placement	15.38% 2	30.77% 4	23.08% 3	23.08% 3	7.69% 1	13	2.58
Quality of Practicum Placement Site (Overall Experience)	0.00% 0	7.69% 1	38.46% 5	46.15% 6	7.69% 1	13	3.42
Quality of Practicum Placement Site (Supervision)	0.00% 0	0.00% 0	30.77% 4	61.54% 8	7.69% 1	13	3.67
Process of obtaining an Internship 1 Placement	30.77% 4	0.00% 0	23.08% 3	30.77% 4	15.38% 2	13	2.64
Quality of Internship 1 Placement Site (Overall Experience)	0.00% 0	0.00% 0	7.69% 1	23.08% 3	69.23% 9	13	3.75
Quality of Internship 1 Placement Site (Supervision)	0.00% 0	0.00% 0	15.38% 2	15.38% 2	69.23% 9	13	3.50
Process of obtaining an Internship 2 Placement	0.00% 0	0.00% 0	0.00% 0	15.38% 2	84.62% 11	13	4.00
Quality of Internship 2 Placement Site (Overall Experience)	0.00% 0	0.00% 0	0.00% 0	15.38% 2	84.62% 11	13	4.00
Quality of Internship 2 Placement Site (Supervision)	0.00% 0	0.00% 0	0.00% 0	15.38% 2	84.62% 11	13	4.00

Q4 What campus are you primarily studying on?

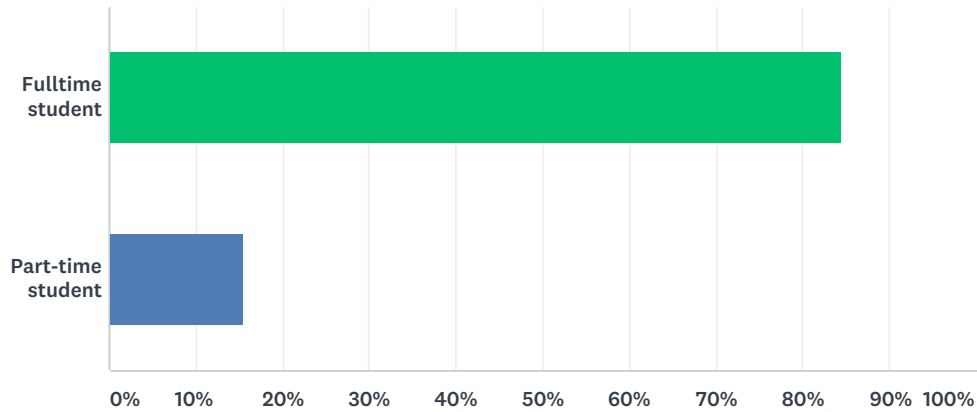
Answered: 13 Skipped: 0



ANSWER CHOICES	RESPONSES
Queens	76.92% 10
Staten Island	23.08% 3
TOTAL	13

Q5 What is your primary student status?

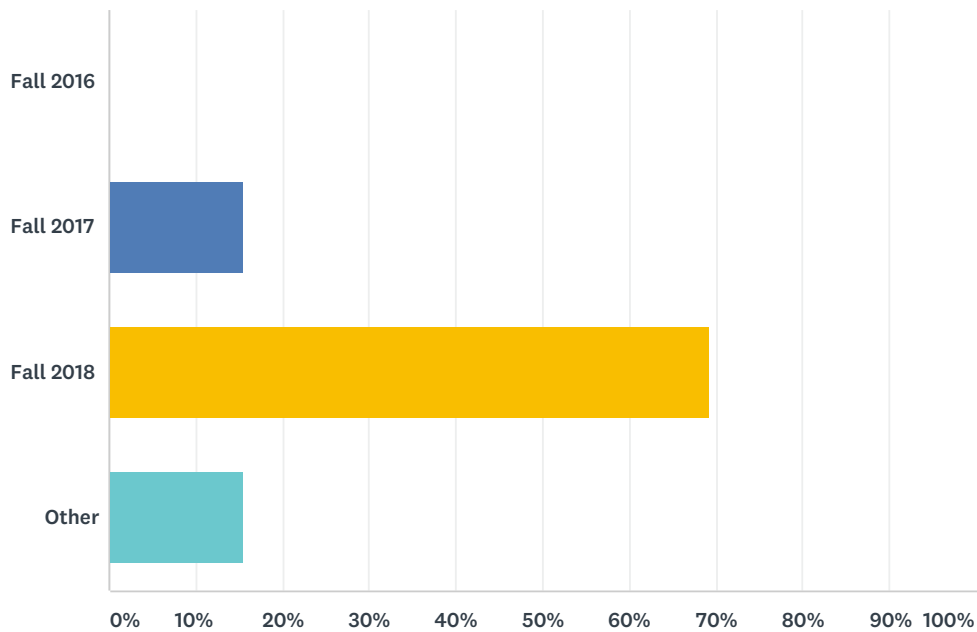
Answered: 13 Skipped: 0



ANSWER CHOICES	RESPONSES
Fulltime student	84.62% 11
Part-time student	15.38% 2
TOTAL	13

Q6 What semester did you start in the program?

Answered: 13 Skipped: 0



ANSWER CHOICES	RESPONSES
Fall 2016	0.00% 0
Fall 2017	15.38% 2
Fall 2018	69.23% 9

Other	15.38%	2
TOTAL		13