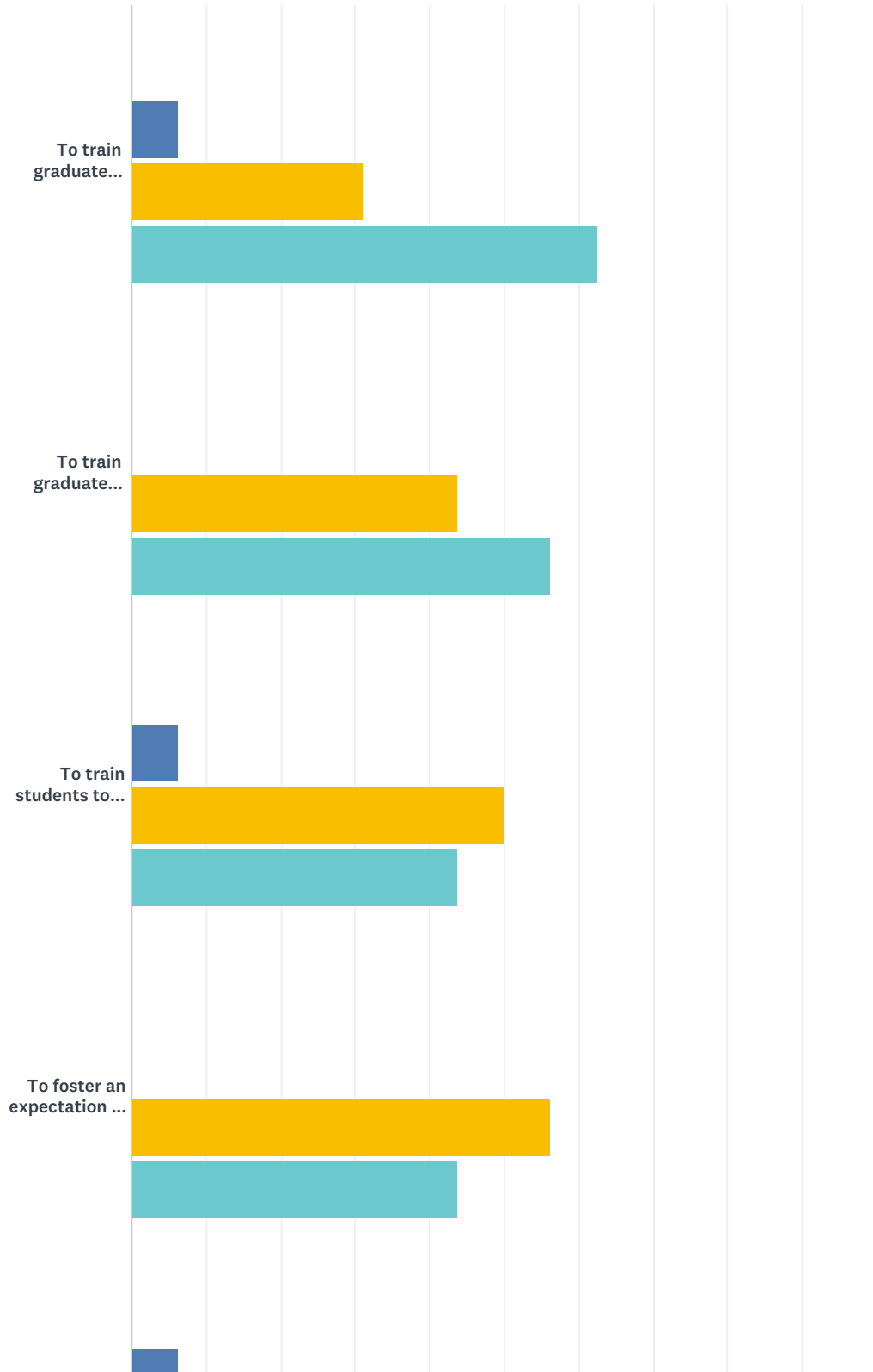
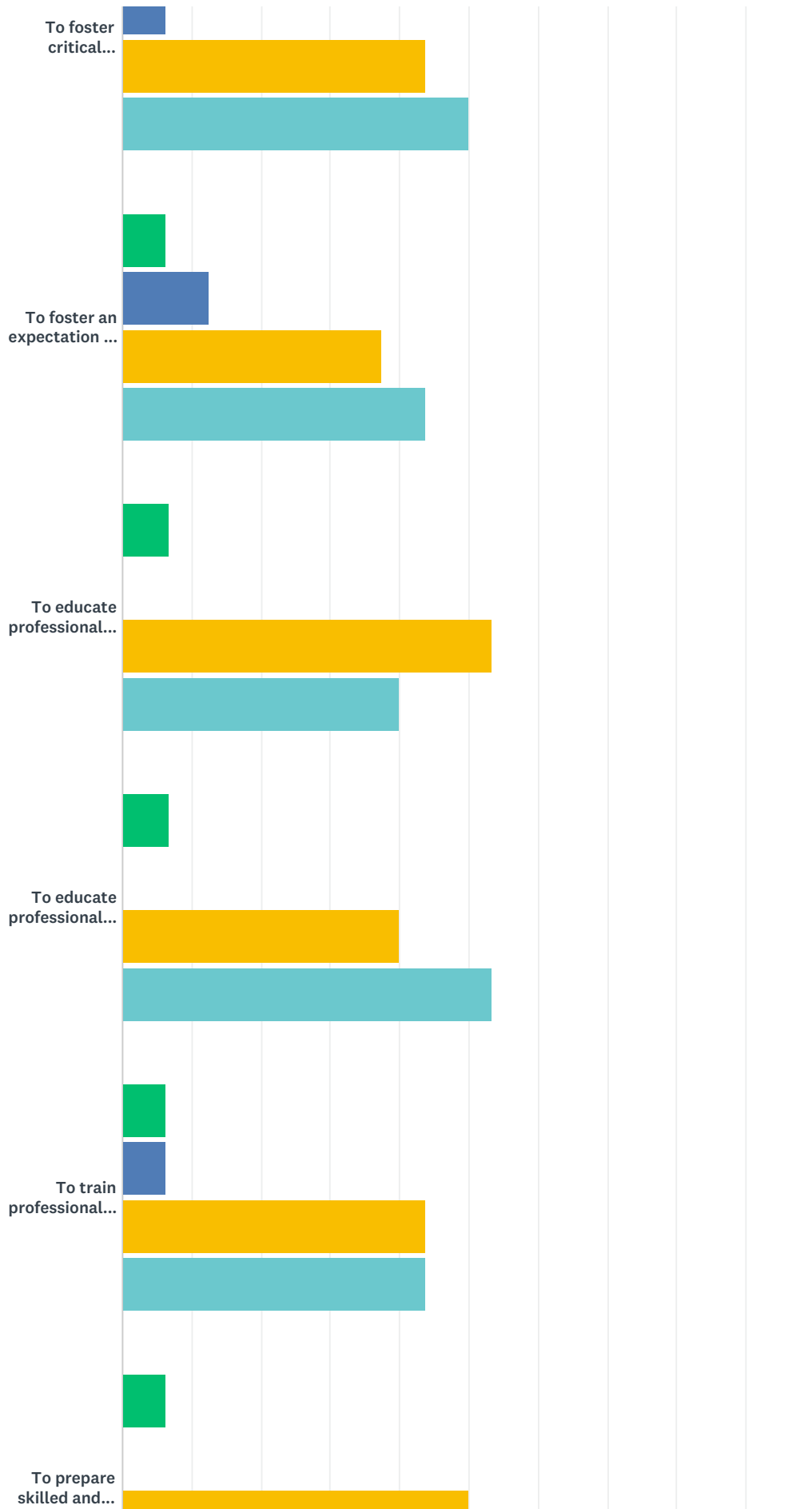
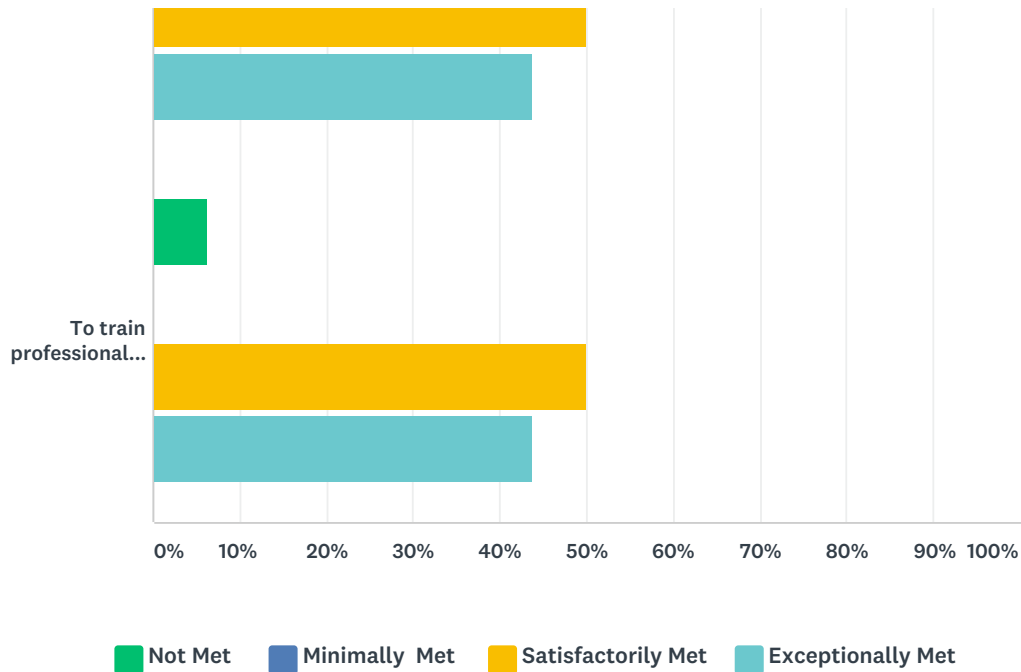


# Q1 As an alumni St. John's University, to what extent to you believe that the SCH counseling program at St. John's University met the following objectives.

Answered: 16 Skipped: 0





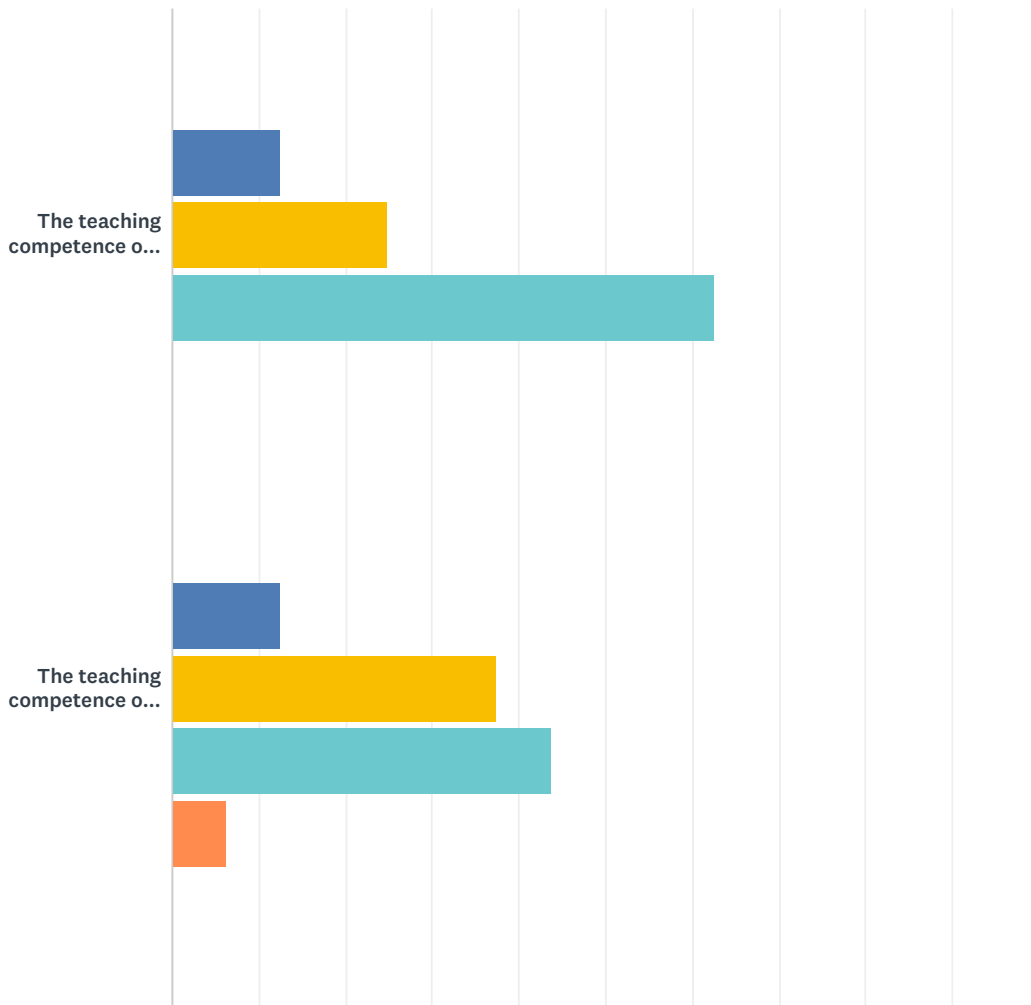


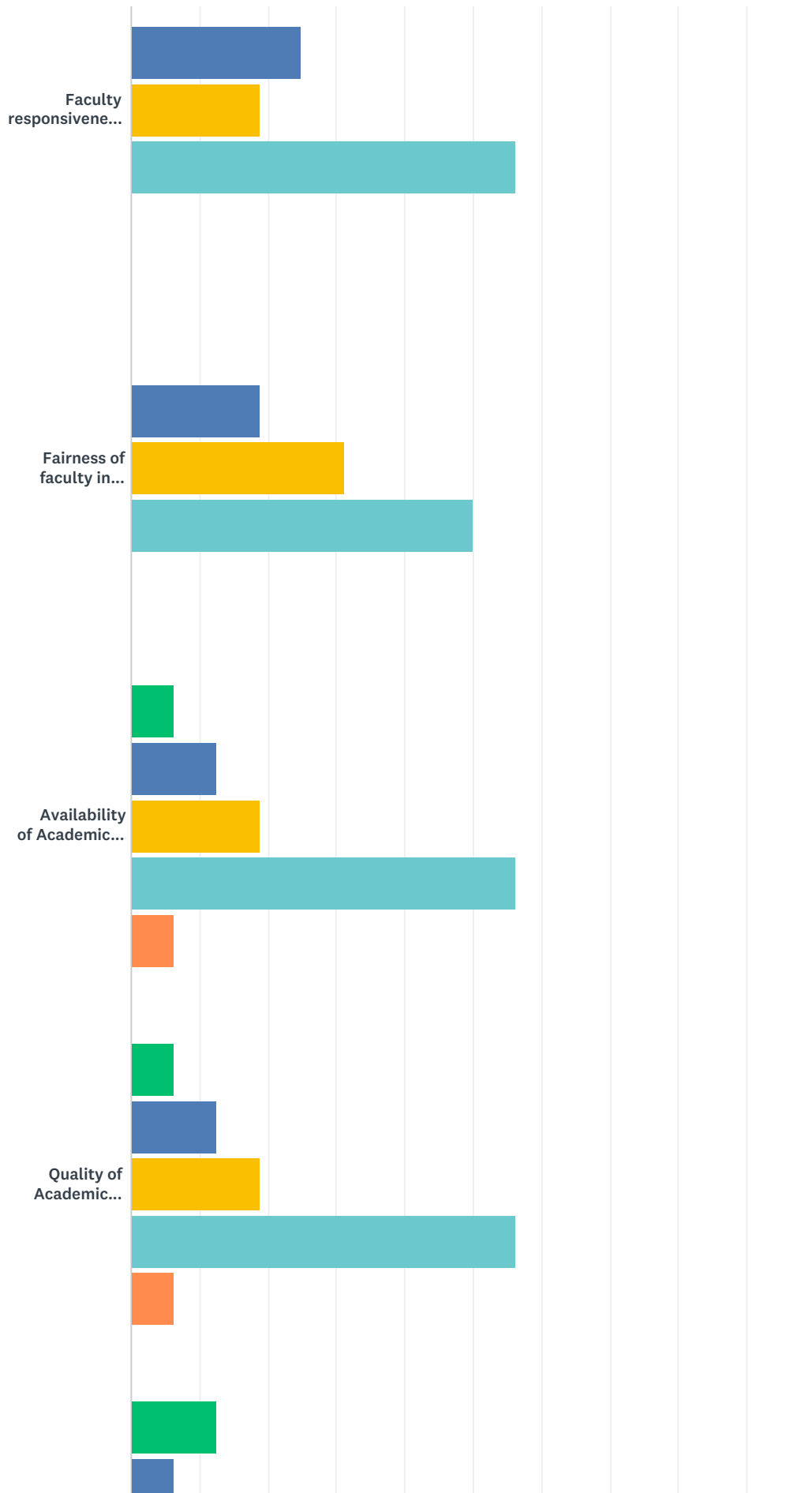
	NOT MET	MINIMALLY MET	SATISFACTORILY MET	EXCEPTIONALLY MET	TOTAL
To train graduate students as professional counselors in School or Clinical Mental Health settings in accordance with CACREP standards, while orienting students to the role and identity of a professional counselor, legal and ethical issues of the profession, and guidelines of the American Counseling Association.	0.00% 0	6.25% 1	31.25% 5	62.50% 10	16
To train graduate students to be ethical and effective counseling practitioners, and empower them to utilize counseling skills in a variety of modalities, including individual counseling, group counseling, career counseling, assessment, and consultation.	0.00% 0	0.00% 0	43.75% 7	56.25% 9	16
To train students to utilize appropriate evidence-based counseling theories and treatment modalities, and to ensure that students select counseling approaches in alliance with the developmental level and cultural beliefs of the clients/students they serve.	0.00% 0	6.25% 1	50.00% 8	43.75% 7	16
To foster an expectation of cultural awareness, social justice and responsibility among counselors-in-training following our Vincentian mission, and to hold students to an expectation of respect for diversity, equity, and inclusion in their academic, personal, and clinical practices.	0.00% 0	0.00% 0	56.25% 9	43.75% 7	16
To foster critical thinking, intellectual curiosity, and current knowledge of the counseling profession utilizing research and scholarship, while also requiring continual, critical self-reflection for internal biases and ongoing self-assessment of counselor wellness	0.00% 0	6.25% 1	43.75% 7	50.00% 8	16
To foster an expectation of continued professional development and advocacy for the counseling profession and for the clients we serve, via active involvement in counseling organizations, ongoing training, and advocacy efforts, both throughout their program and beyond.	6.25% 1	12.50% 2	37.50% 6	43.75% 7	16

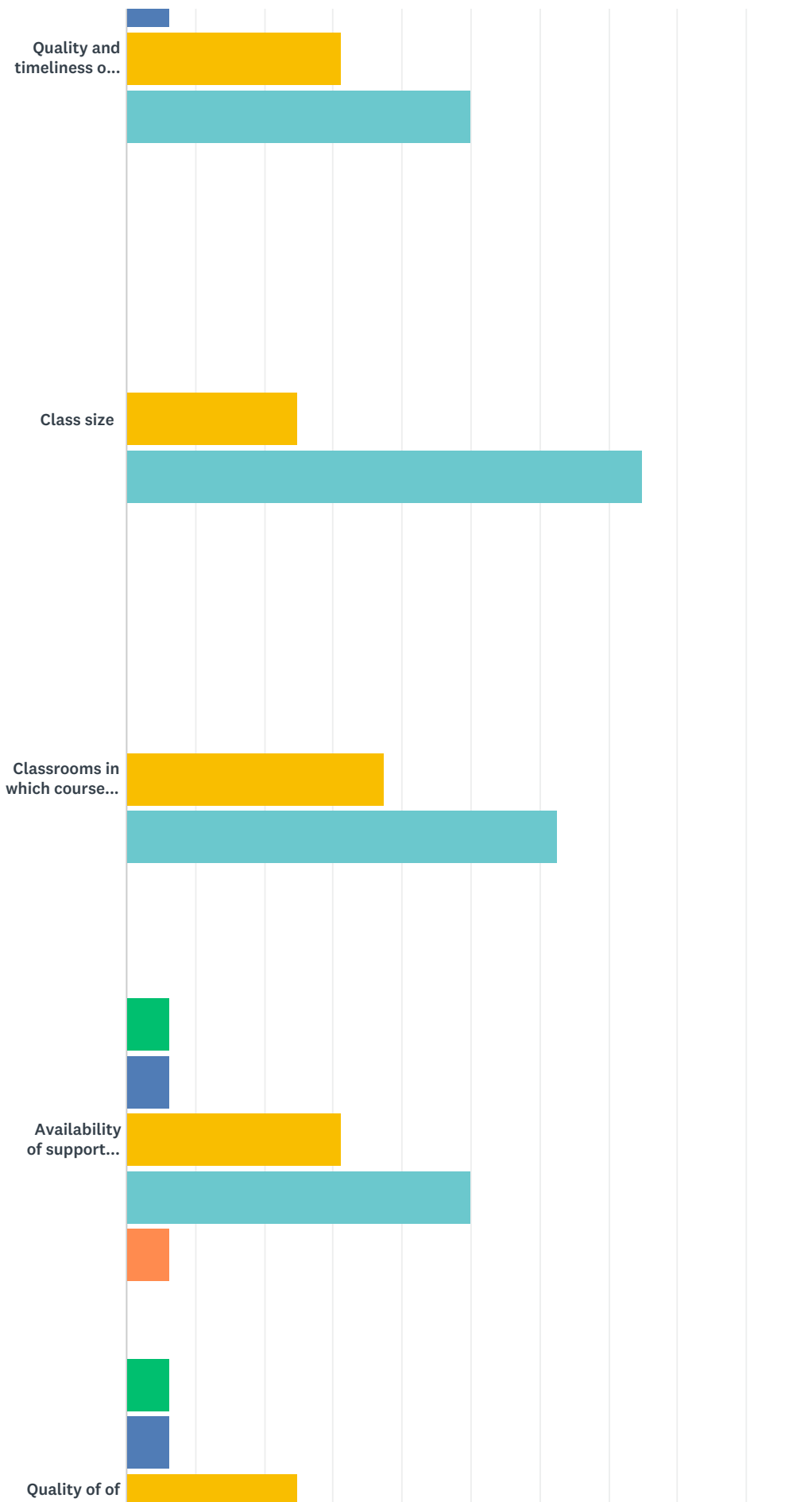
To educate professional School Counselors about the roles to be effective leaders, team members and collaborators, systemic change agents and advocates in the profession to improve the quality of education and access for all students.	6.67% 1	0.00% 0	53.33% 8	40.00% 6	15
To educate professional School Counselors about models of comprehensive school counseling programs so as to develop activities for a school counseling program based on the American School Counseling Association model	6.67% 1	0.00% 0	40.00% 6	53.33% 8	15
To train professional School Counselors to utilize data to develop comprehensive, accountable counseling programs that address the academic, career and social-emotional needs and development of all students.	6.25% 1	6.25% 1	43.75% 7	43.75% 7	16
To prepare skilled and multiculturally competent school counselors who are capable of identifying and responding to the needs of diverse clients by providing a wide range of guidance and counseling services for children, adolescents and their parents.	6.25% 1	0.00% 0	50.00% 8	43.75% 7	16
To train professional school counselors to explore community resources, referral sources, and legal and ethical considerations specific to school counseling	6.25% 1	0.00% 0	50.00% 8	43.75% 7	16

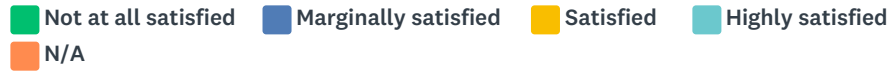
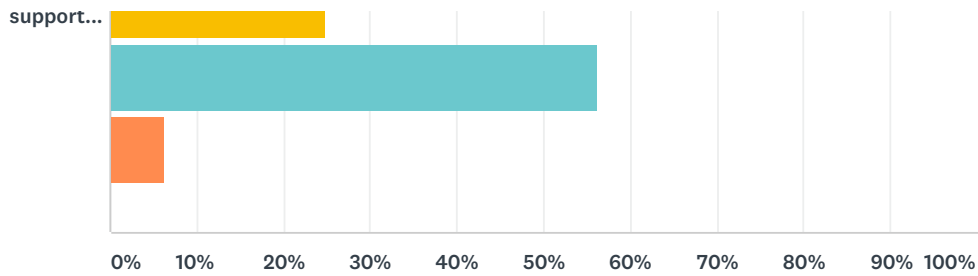
## Q2 How satisfied were you with the following elements of your program?

Answered: 16 Skipped: 0





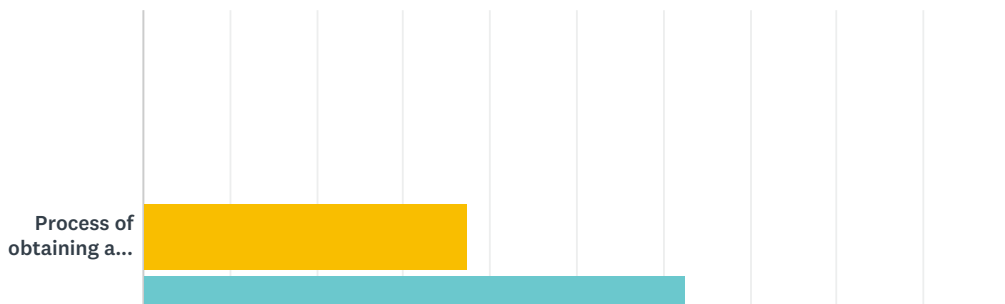


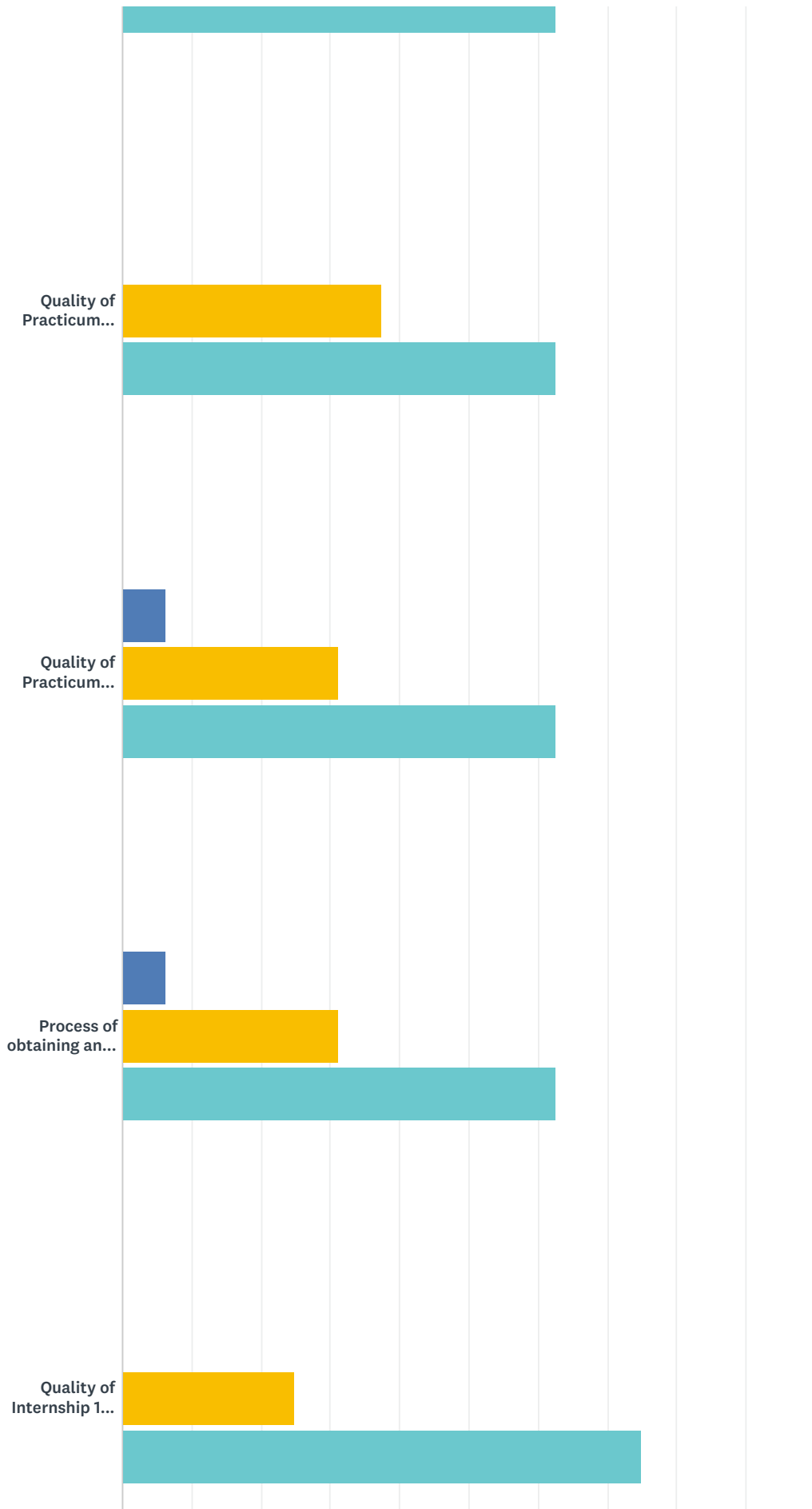


	NOT AT ALL SATISFIED	MARGINALLY SATISFIED	SATISFIED	HIGHLY SATISFIED	N/A	TOTAL	WEIGHTED AVERAGE
The teaching competence of the full-time faculty.	0.00% 0	12.50% 2	25.00% 4	62.50% 10	0.00% 0	16	3.50
The teaching competence of the part-time faculty.	0.00% 0	12.50% 2	37.50% 6	43.75% 7	6.25% 1	16	3.33
Faculty responsiveness to student concerns.	0.00% 0	25.00% 4	18.75% 3	56.25% 9	0.00% 0	16	3.31
Fairness of faculty in evaluating student concerns.	0.00% 0	18.75% 3	31.25% 5	50.00% 8	0.00% 0	16	3.31
Availability of Academic Advising	6.25% 1	12.50% 2	18.75% 3	56.25% 9	6.25% 1	16	3.33
Quality of Academic Advising	6.25% 1	12.50% 2	18.75% 3	56.25% 9	6.25% 1	16	3.33
Quality and timeliness of communication about program policies and procedures.	12.50% 2	6.25% 1	31.25% 5	50.00% 8	0.00% 0	16	3.19
Class size	0.00% 0	0.00% 0	25.00% 4	75.00% 12	0.00% 0	16	3.75
Classrooms in which courses are/were taught	0.00% 0	0.00% 0	37.50% 6	62.50% 10	0.00% 0	16	3.63
Availability of support services (e.g. library, counseling, financial aid, etc.)	6.25% 1	6.25% 1	31.25% 5	50.00% 8	6.25% 1	16	3.33
Quality of of support services (e.g. library, counseling, financial aid, etc.)	6.25% 1	6.25% 1	25.00% 4	56.25% 9	6.25% 1	16	3.40

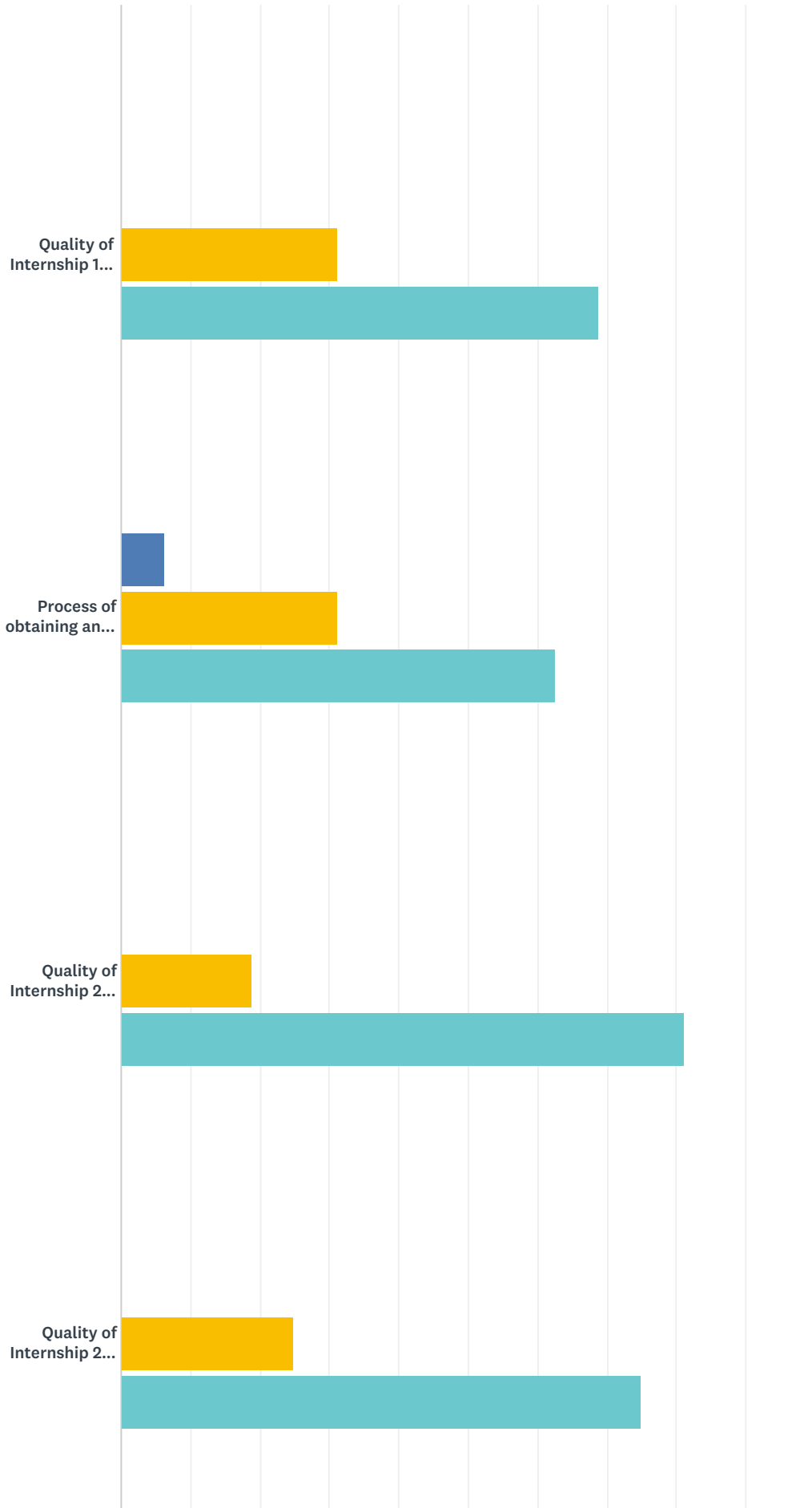
### Q3 How satisfied were you with the following elements of your program?

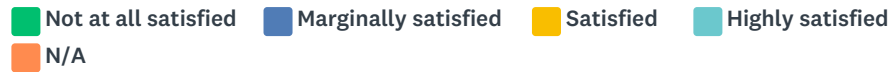
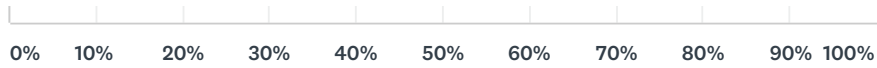
Answered: 16 Skipped: 0







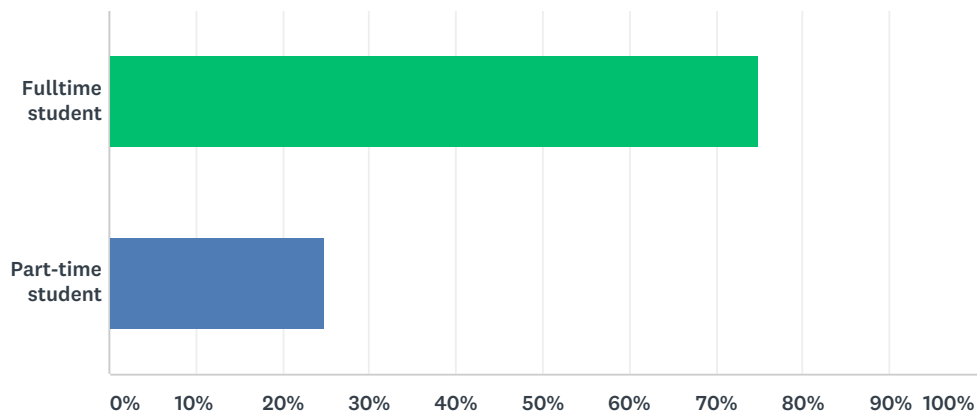




	NOT AT ALL SATISFIED	MARGINALLY SATISFIED	SATISFIED	HIGHLY SATISFIED	N/A	TOTAL	WEIGHTED AVERAGE
Process of obtaining a Practicum Placement	0.00% 0	0.00% 0	37.50% 6	62.50% 10	0.00% 0	16	3.63
Quality of Practicum Placement Site (Overall Experience)	0.00% 0	0.00% 0	37.50% 6	62.50% 10	0.00% 0	16	3.63
Quality of Practicum Placement Site (Supervision)	0.00% 0	6.25% 1	31.25% 5	62.50% 10	0.00% 0	16	3.56
Process of obtaining an Internship 1 Placement	0.00% 0	6.25% 1	31.25% 5	62.50% 10	0.00% 0	16	3.56
Quality of Internship 1 Placement Site (Overall Experience)	0.00% 0	0.00% 0	25.00% 4	75.00% 12	0.00% 0	16	3.75
Quality of Internship 1 Placement Site (Supervision)	0.00% 0	0.00% 0	31.25% 5	68.75% 11	0.00% 0	16	3.69
Process of obtaining an Internship 2 Placement	0.00% 0	6.25% 1	31.25% 5	62.50% 10	0.00% 0	16	3.56
Quality of Internship 2 Placement Site (Overall Experience)	0.00% 0	0.00% 0	18.75% 3	81.25% 13	0.00% 0	16	3.81
Quality of Internship 2 Placement Site (Supervision)	0.00% 0	0.00% 0	25.00% 4	75.00% 12	0.00% 0	16	3.75

### Q4 What was your primary student status?

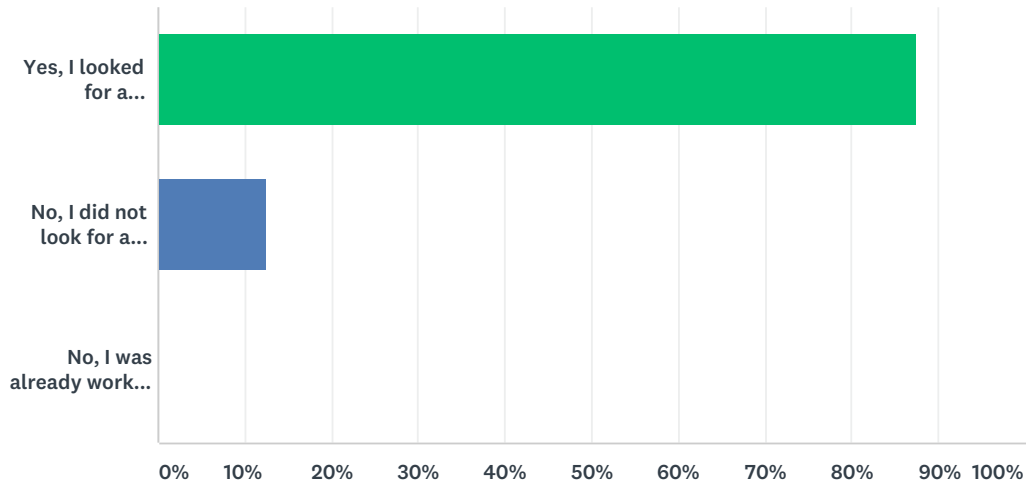
Answered: 16 Skipped: 0



ANSWER CHOICES	RESPONSES
Fulltime student	75.00% 12
Part-time student	25.00% 4
TOTAL	16

### Q5 Did you seek work in the counseling profession after graduation?

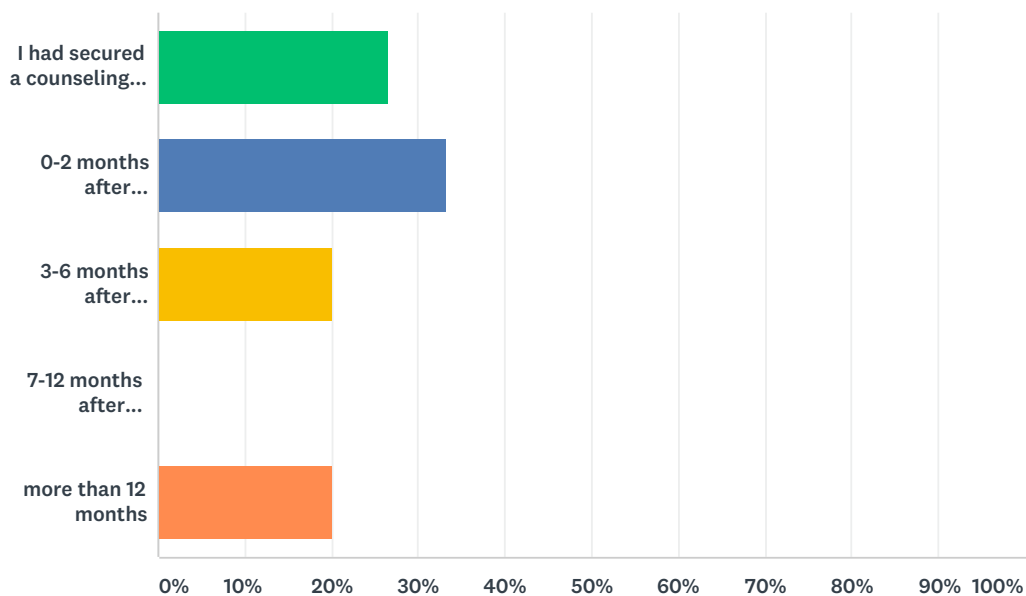
Answered: 16 Skipped: 0



ANSWER CHOICES	RESPONSES	
Yes, I looked for a counseling position	87.50%	14
No, I did not look for a counseling position	12.50%	2
No, I was already working in a counseling position upon graduation	0.00%	0
<b>TOTAL</b>		<b>16</b>

### Q6 If you did seek a counseling position, how long did it take you to secure a position after graduation?

Answered: 15 Skipped: 1

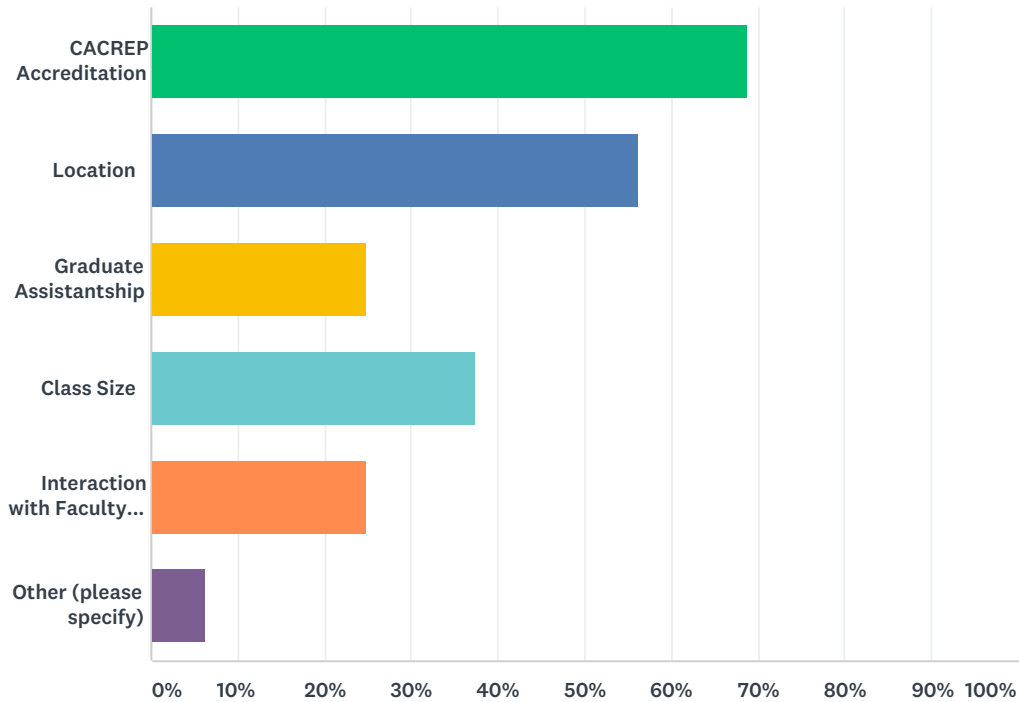


ANSWER CHOICES	RESPONSES
----------------	-----------

I had secured a counseling position before I graduated	26.67%	4
0-2 months after graduation	33.33%	5
3-6 months after graduation	20.00%	3
7-12 months after graduation	0.00%	0
more than 12 months	20.00%	3
<b>TOTAL</b>		<b>15</b>

### Q7 What made you chose St. John's University for your counseling program? Check all that apply.

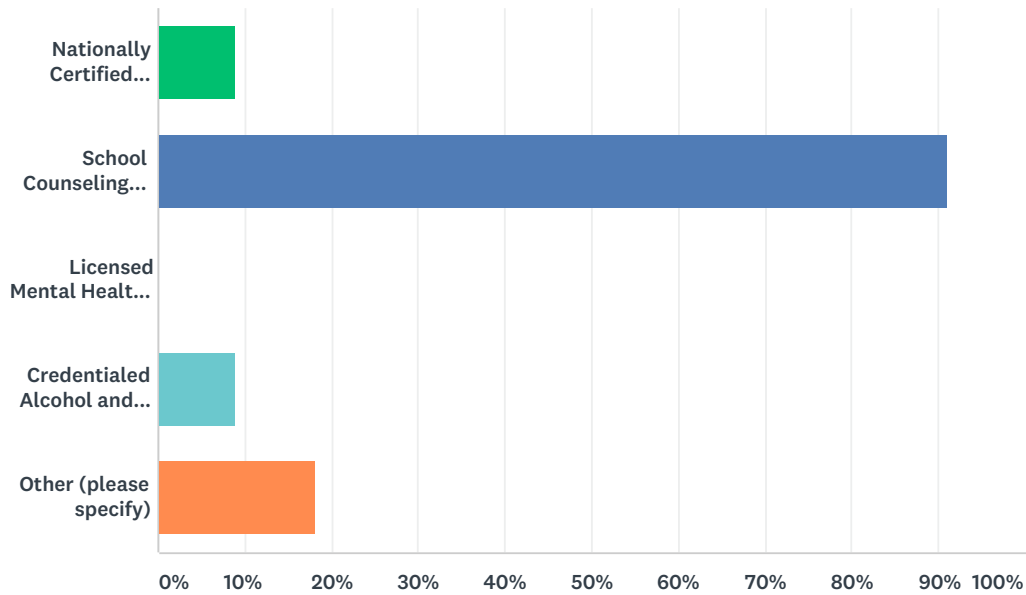
Answered: 16 Skipped: 0



ANSWER CHOICES	RESPONSES
CACREP Accreditation	68.75% 11
Location	56.25% 9
Graduate Assistantship	25.00% 4
Class Size	37.50% 6
Interaction with Faculty during Interview Process	25.00% 4
Other (please specify)	6.25% 1
Total Respondents: 16	

### Q8 Have you secured any additional counseling credentials since graduating? Please check all that apply.

Answered: 11 Skipped: 5



ANSWER CHOICES	RESPONSES	
Nationally Certified Counselor (NCC)	9.09%	1
School Counseling Certificate (permanent or provisional)	90.91%	10
Licensed Mental Health Counselor (LMHC, or LMHC-Limited Permit)	0.00%	0
Credentialed Alcohol and Substance Abuse Counselor (CASAC or CASAC-T)	9.09%	1
Other (please specify)	18.18%	2
Total Respondents: 11		

**Q9 Please enter your graduation date. Please use "15" for the day. For example, if you graduated in January 2018, please enter 01/15/2018.**

Answered: 14 Skipped: 2

ANSWER CHOICES	RESPONSES	
Date / Time	100.00%	14