

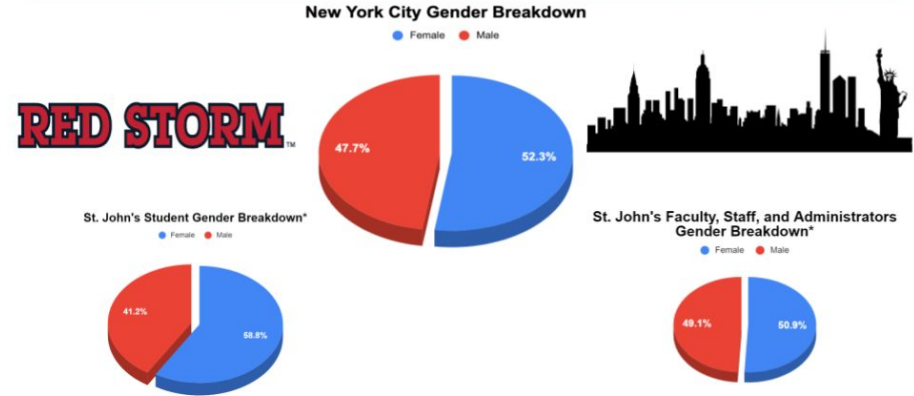
How St. John's Mirrors New York City

Author's Name/s: Nina Bogat, James Coyle- Romano, Trang Nguyen, & Marianella Rivera

Faculty Mentor's Name: Dr. Christine Goodwin

- The objective is to evaluate how St. John's embodies New York City's diversity.
- Our data for gender breakdown shows that St. John's students and faculty are made up of 55% female and 45% male which mirrors the gender breakdown of New York City of 52% female and 48% male.
- Approximately 50% of St. John's students and New York City residents are Black/African American, American Indian or Alaska Native, Asian, Native Hawaiian or Other Pacific Islander, Two or More Races, or Hispanic/ Latino.
- St. John's student body shows 43% Roman Catholic while New York City shows 33% Roman Catholic.
- Based on this data, St. John's mirrors New York City in some of these areas.

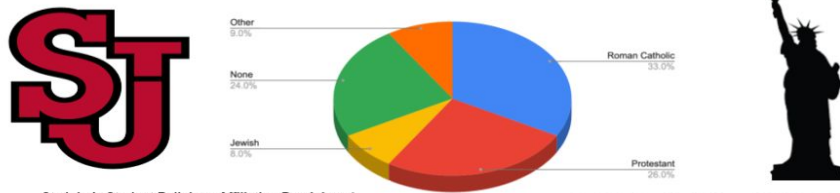
How does St. John's University compare to the demographics of New York City?



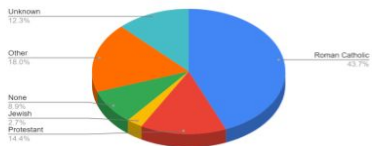
*Includes FT/PT

How does St. John's University compare to the demographics of New York City?

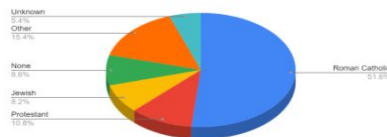
New York City Religious Affiliation Breakdown



St. John's Student Religious Affiliation Breakdown*



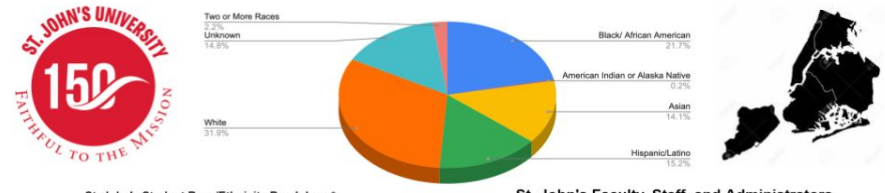
St. John's Faculty, Staff, and Administrators Religious Affiliation Breakdown*



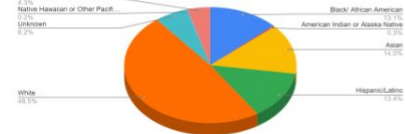
*Includes FT/PT

How does St. John's University compare to the demographics of New York City?

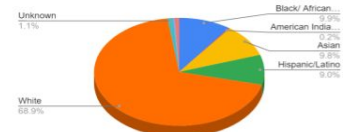
New York City Race/Ethnicity Breakdown



St. John's Student Race/Ethnicity Breakdown*



St. John's Faculty, Staff, and Administrators Race/Ethnicity Breakdown*



*Includes FT/PT

References: 1. DataUSA. (2018). New York City, New York-Race & Ethnicity. [Report]. Retrieved from <https://datausa.io/profile/geo/new-york-ny#demographics>

2. United States Census Bureau. (2018). New York, New York-Gender Estimates. [Report]. Retrieved from <https://www.census.gov/>

3. Pew Research Center. (2018). New York City, New York-Religion & Public Life. [Table]. Retrieved from <https://www.pewforum.org/religious-landscape-study/metro-area/new-york-city-metro-area/>

4. St. John's University Fact Book Fall 2018.